



US00D325057S

# United States Patent [19]

[11] Patent Number: **Des. 325,057**

**Plagborg**

[45] Date of Patent: **\*\* Mar. 31, 1992**

[54] RAIL ELEMENT FOR A TOY TRAIN

3,464,624	9/1963	Christiansen	.....	238/10 E
3,562,950	4/1967	Genin	.....	238/10 E
4,403,733	9/1983	Bach	.....	238/10 E

[75] Inventor: **Torben Plagborg**, Grindsted, Denmark

*Primary Examiner*—Bernard Ansher  
*Assistant Examiner*—R. Barkai  
*Attorney, Agent, or Firm*—Kane, Dalsimer, Sullivan, Kurucz, Levy, Eisele and Richard

[73] Assignee: **Interlego A.G.**, Baar, Switzerland

[\*\*] Term: **14 Years**

[21] Appl. No.: **621,930**

[57] **CLAIM**

[22] Filed: **Dec. 4, 1990**

The ornamental design for a rail element for a toy train, as shown and described.

[52] U.S. Cl. .... **D21/143**

[58] Field of Search ..... D21/108, 143, 129;  
D8/72, 73, 394; 446/446, 447; 238/10 E, 10 F,  
10 R

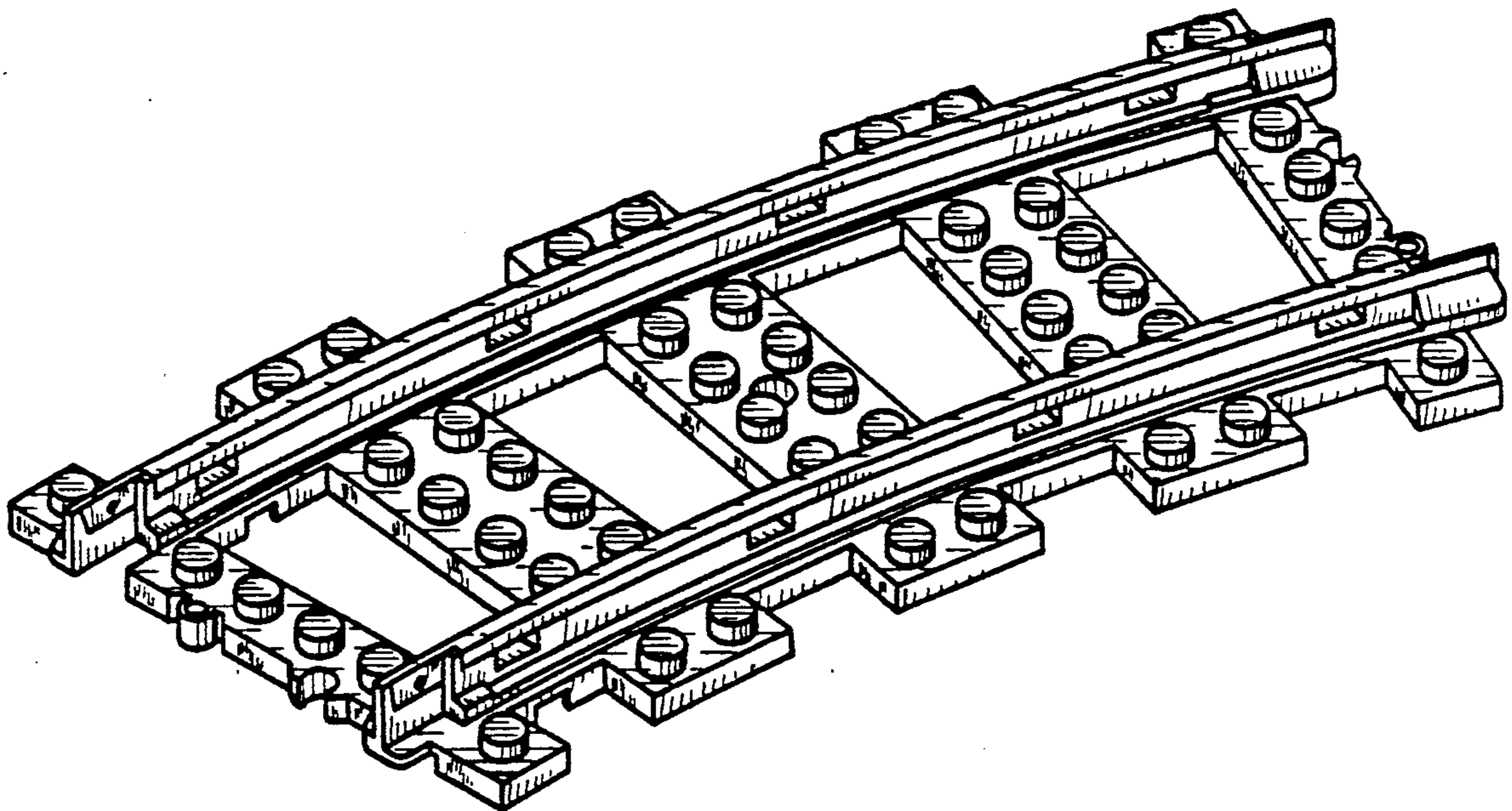
**DESCRIPTION**

[56] **References Cited**

**U.S. PATENT DOCUMENTS**

D. 264,108	4/1982	Tong	.....	D21/143
D. 281,002	10/1985	Olsen	.....	D21/143
D. 281,443	11/1985	Olsen	.....	D21/143
2,514,652	7/1950	Leithold	.....	238/10 E

FIG. 1 is a top perspective view of a rail element for a toy train showing my new design;  
FIG. 2 is a left side elevational view thereof;  
FIG. 3 is a front elevational view thereof;  
FIG. 4 is a right side elevational view thereof;  
FIG. 5 is a rear elevational view thereof;  
FIG. 6 is a top plan view thereof; and,  
FIG. 7 is a bottom plan view thereof.



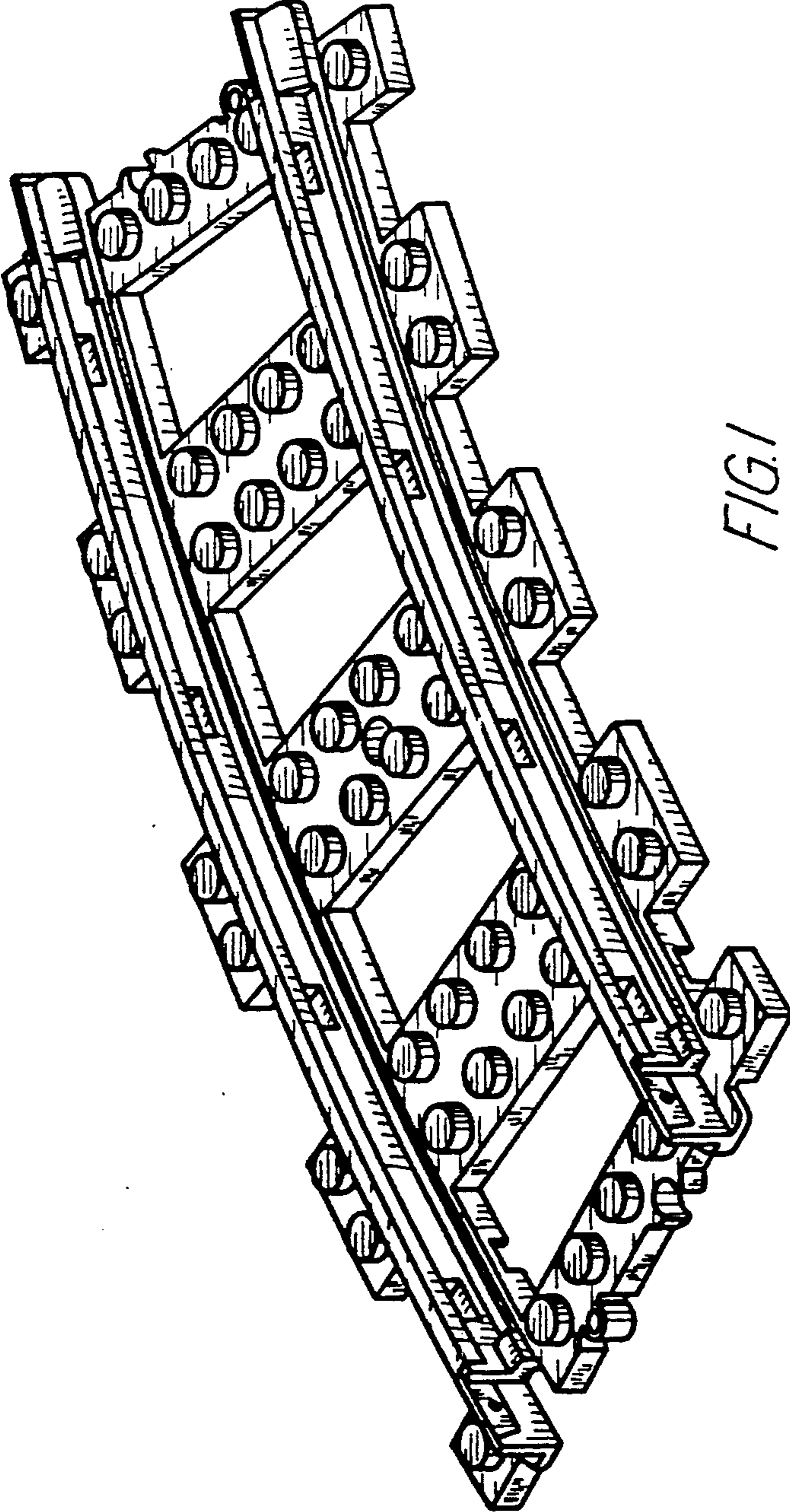


FIG. 1

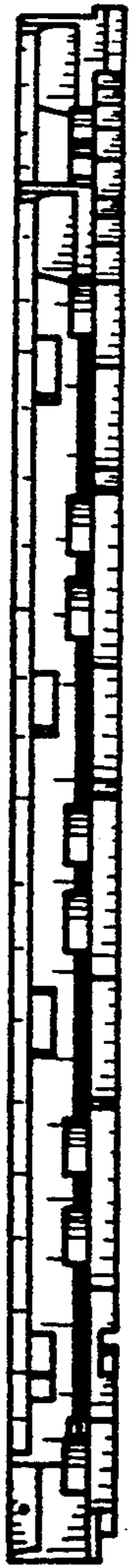


FIG. 4



FIG. 3

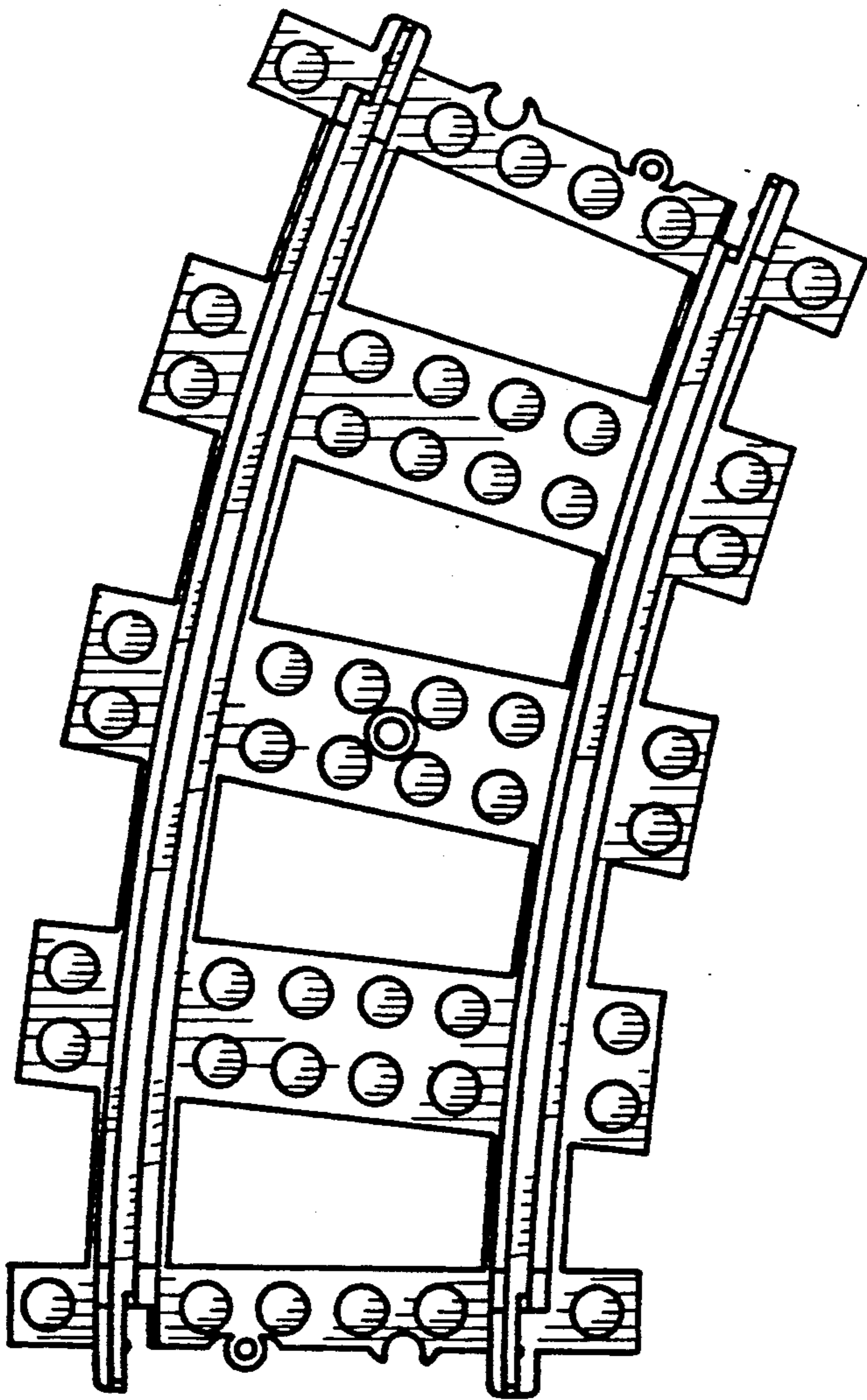


FIG. 6



FIG. 2



FIG. 5



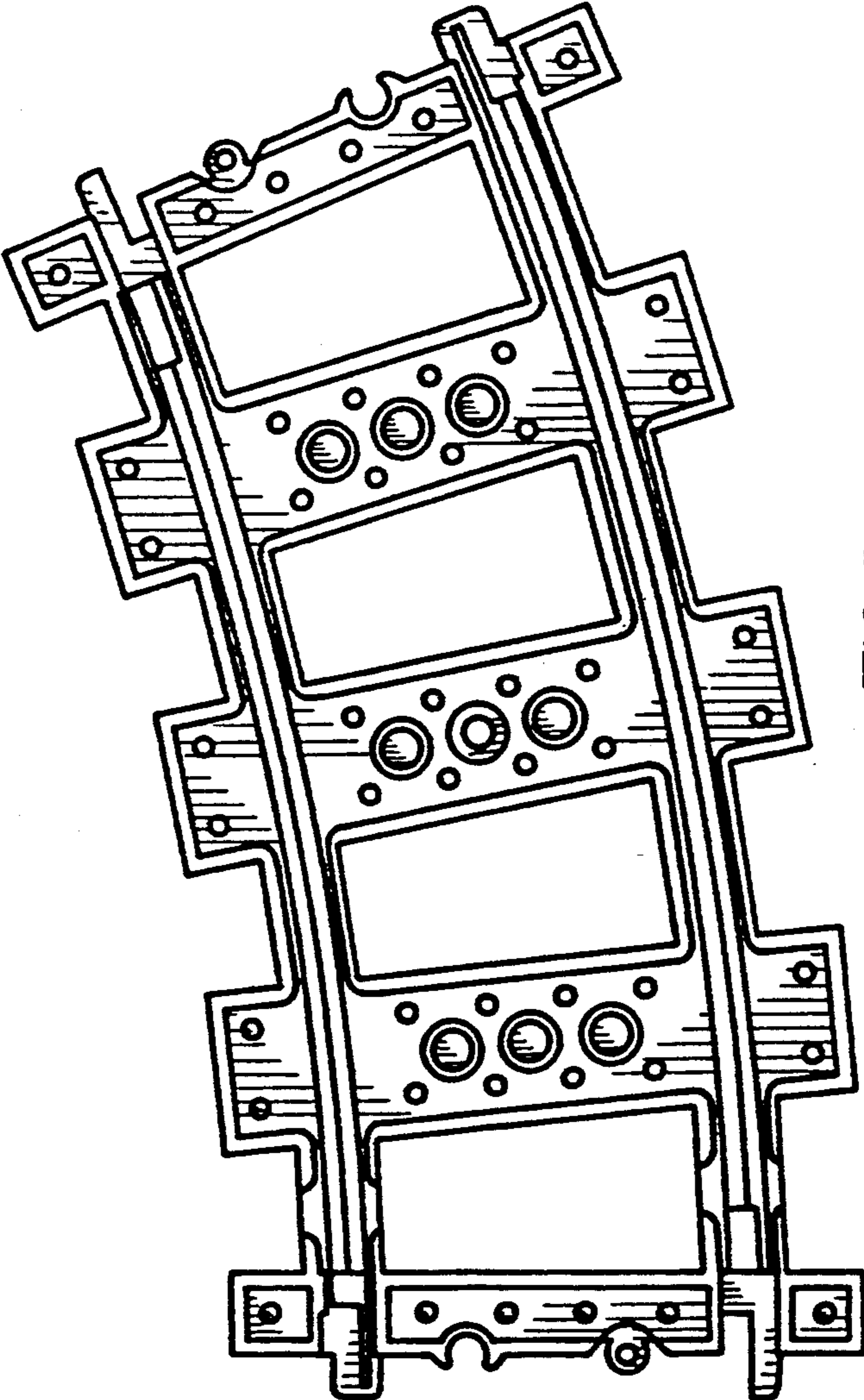


FIG. 7