



US00D325052S

# United States Patent [19]

Andersen

[11] Patent Number: Des. 325,052

[45] Date of Patent: \*\* Mar. 31, 1992

## [54] TOY CONSTRUCTION PIECE

[75] Inventor: Edel S. Andersen, Randbol, Denmark

[73] Assignee: Interlego A.G., Baar, Switzerland

[\*\*] Term: 14 Years

[21] Appl. No.: 442,922

[22] Filed: Nov. 29, 1989

[52] U.S. Cl. .... D21/108; D21/141

[58] Field of Search .... D21/108, 141; 446/36,  
446/85, 88, 93, 94, 102, 108, 118, 120, 124, 464,  
457, 117

## [56] References Cited

### U.S. PATENT DOCUMENTS

D. 285,588	9/1986	Kushner	.....	D21/108
D. 295,642	5/1988	Olsen	.....	D21/108
D. 295,644	5/1988	Takahashi	.....	D21/108
D. 296,343	6/1988	Thomsen	.....	D21/108
D. 304,043	10/1989	Tapdrup	.....	D21/108

D. 305,442	1/1990	Knudsen	.....	D21/108
D. 308,706	6/1990	Mikkelsen	.....	D21/108
4,182,072	1/1980	Much	.....	446/124

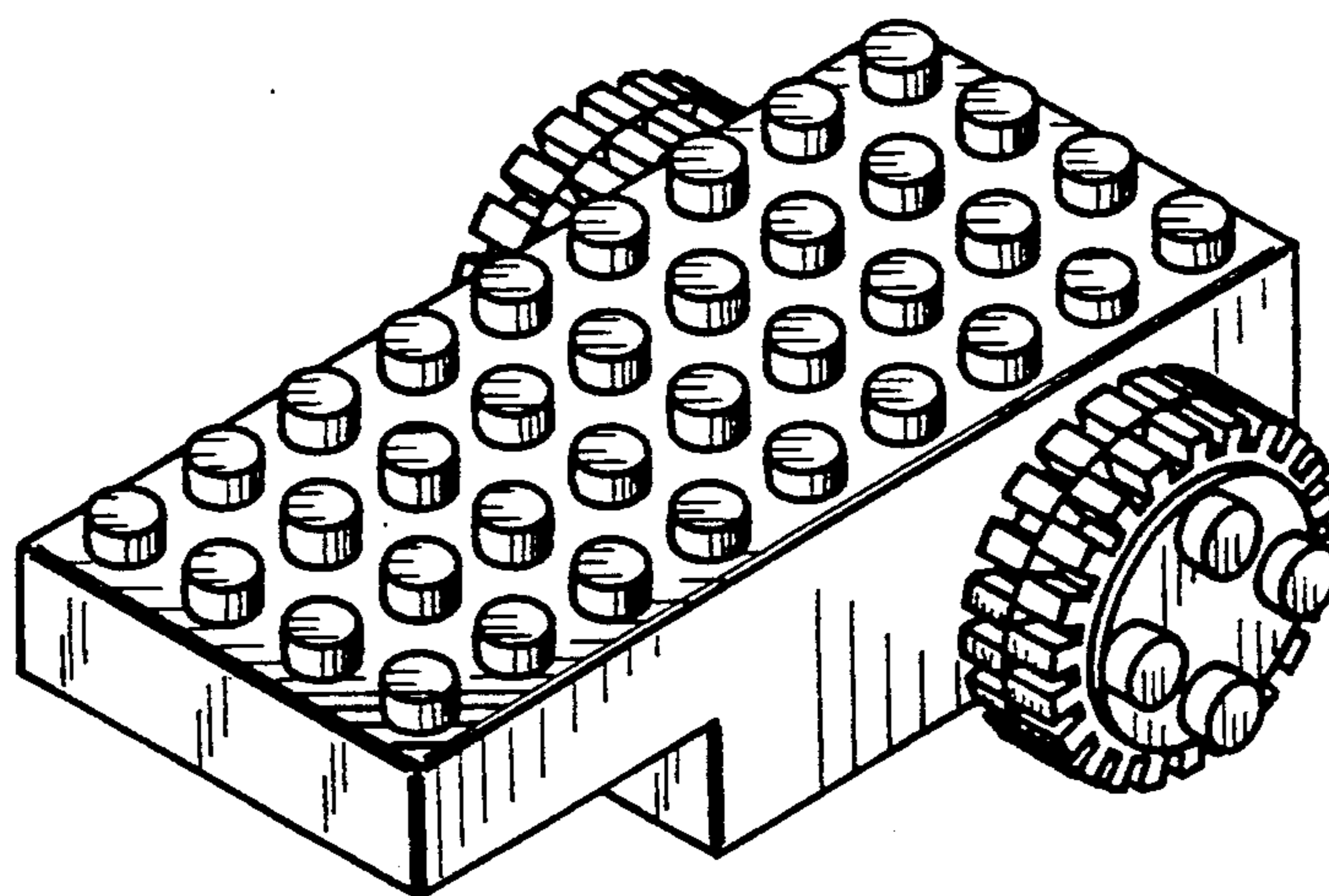
Primary Examiner—Charles A. Rademaker  
Attorney, Agent, or Firm—Kane, Dalsimer, Sullivan,  
Kurucz, Levy, Eisele and Richard

## [57] CLAIM

The ornamental design for a toy construction piece, as shown and described.

## DESCRIPTION

FIG. 1 is a top perspective view of a toy construction piece showing my new design;  
FIG. 2 is a bottom perspective view thereof;  
FIG. 3 is a front elevational view thereof, the side opposite being identical;  
FIG. 4 is a side elevational view thereof, the side opposite being identical;  
FIG. 5 is a top plan view thereof; and,  
FIG. 6 is a bottom plan view thereof.



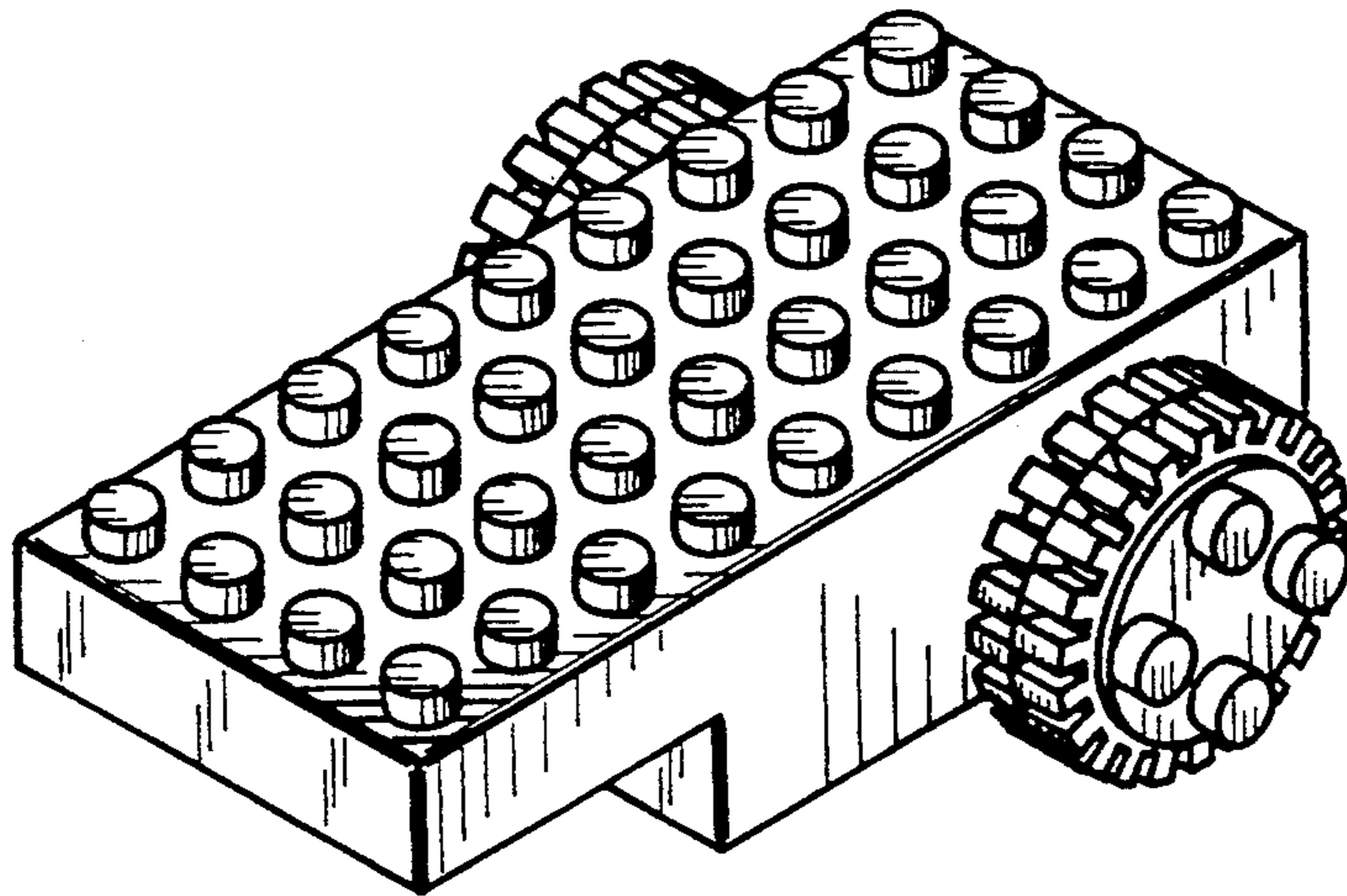


FIG. 1

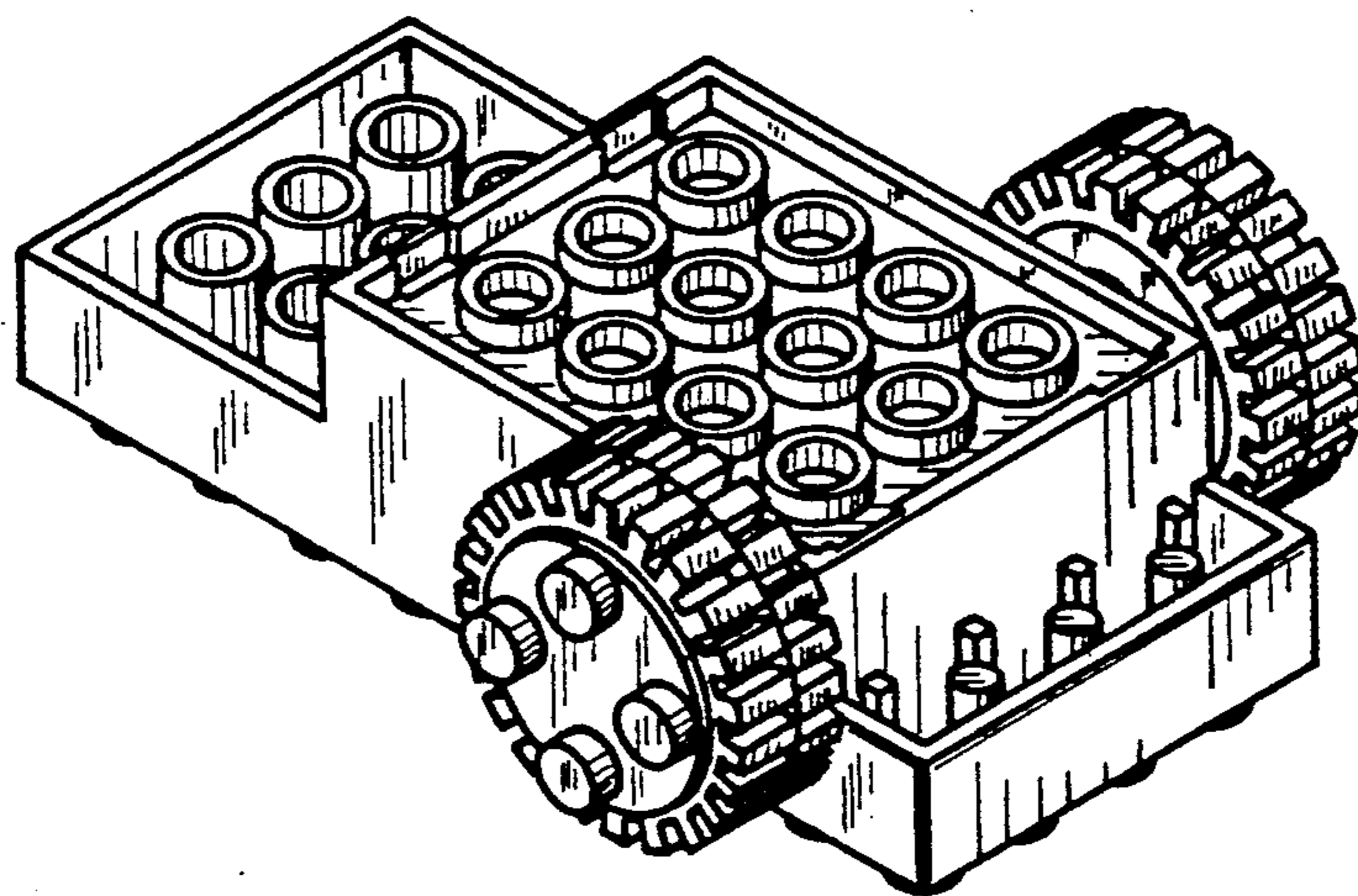


FIG. 2

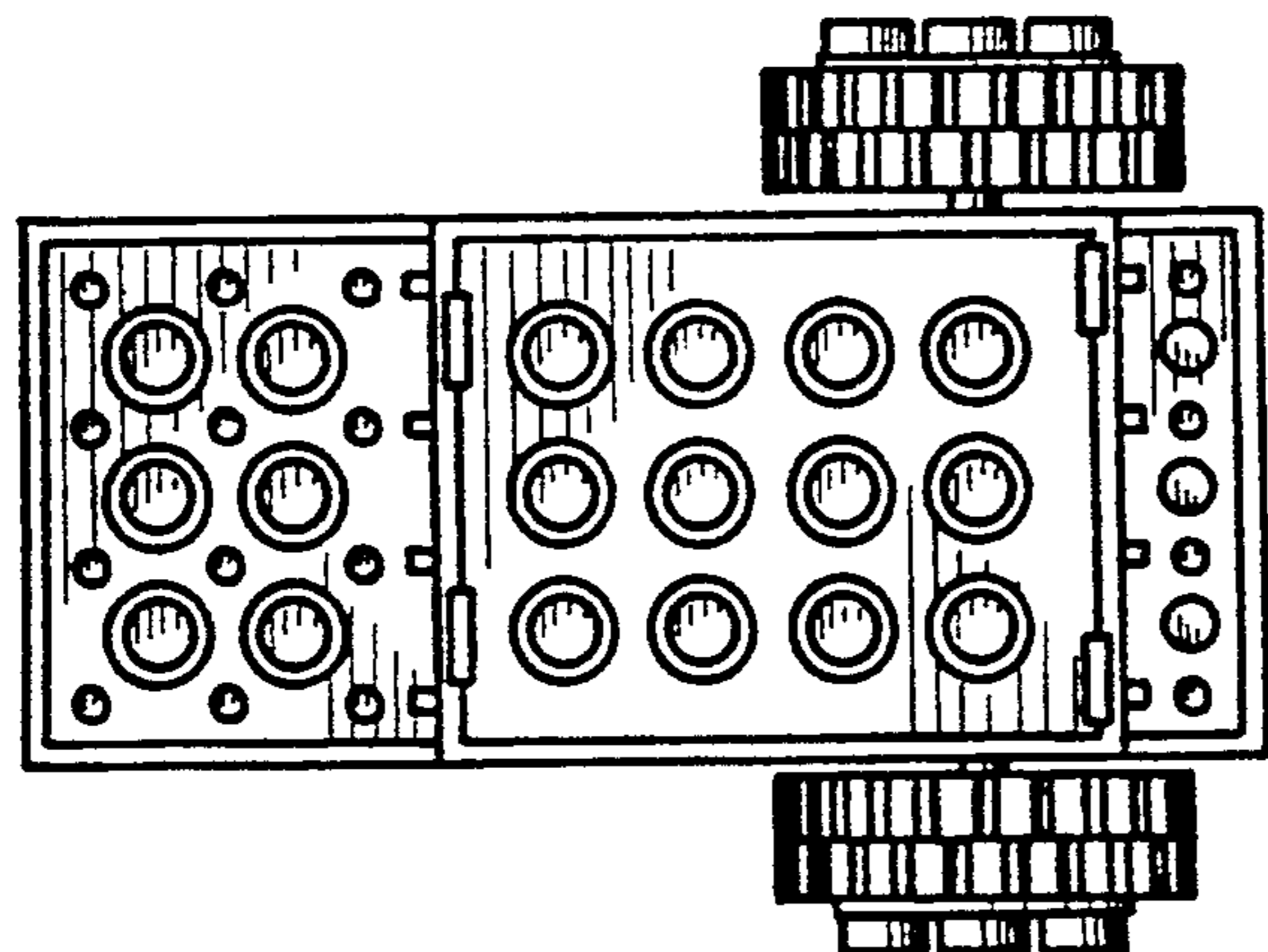


FIG. 6




FIG. 4

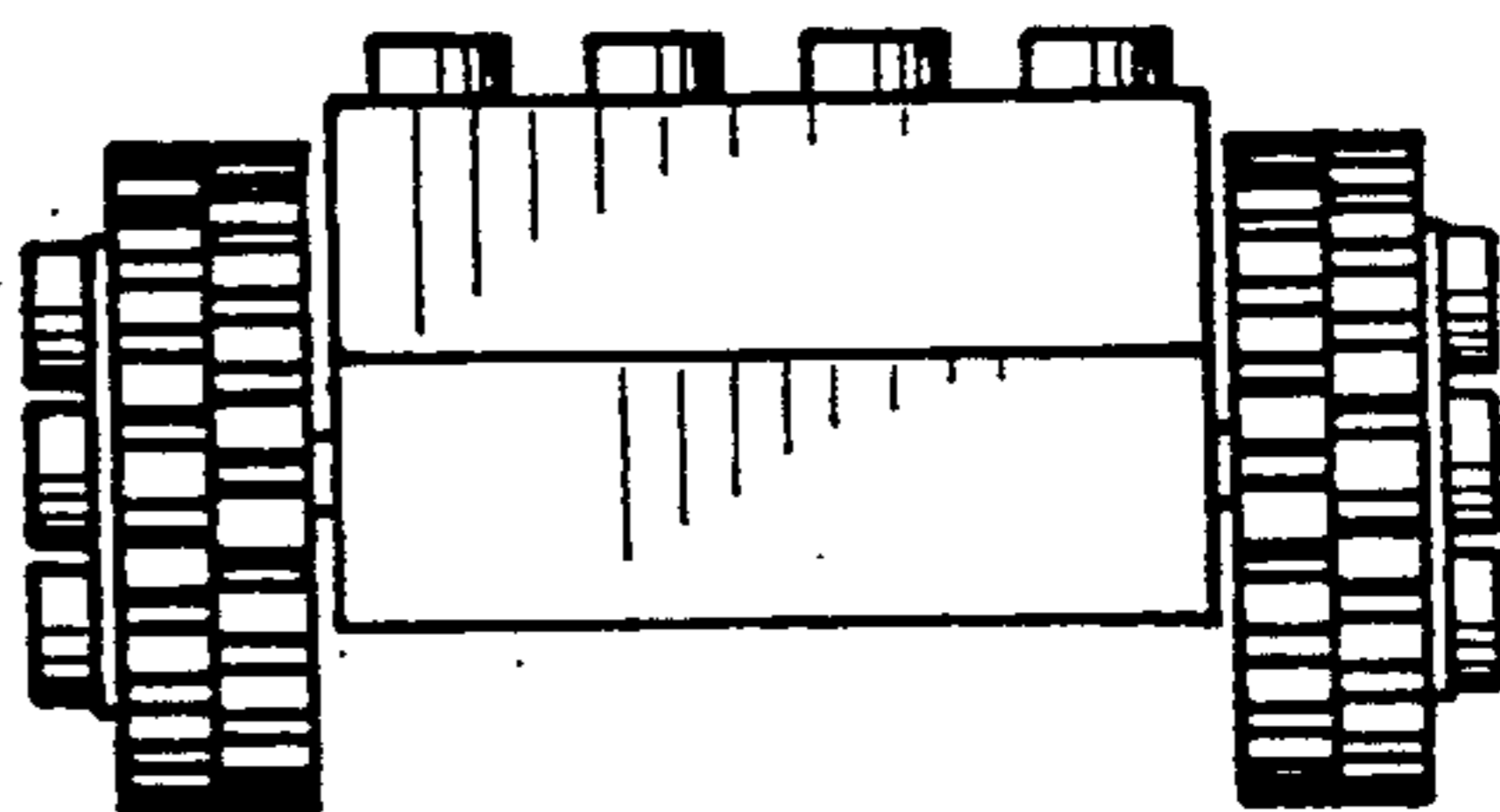


FIG. 3

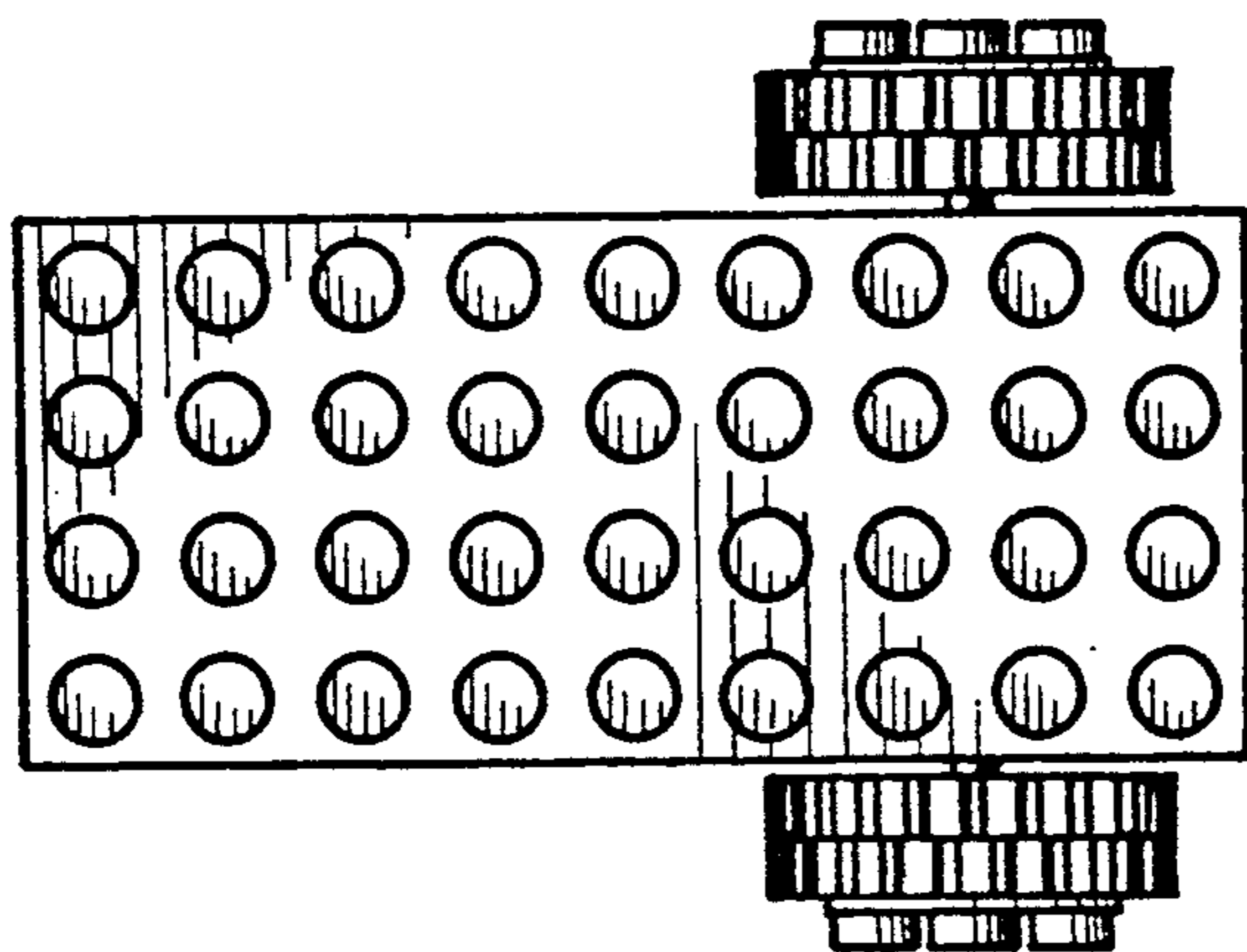


FIG. 5

UNITED STATES PATENT AND TRADEMARK OFFICE  
**CERTIFICATE OF CORRECTION**

PATENT NO. : Des. 325,052

DATED : March 31, 1992

Page 1 of 3

INVENTOR(S) : Edel S. Andersen

It is certified that error appears in the above-identified patent and that said Letters Patent is hereby corrected as shown below:

The title page, should be deleted to be replaced with the attached title page.

The drawing sheet, consisting of Fig. 1, should be deleted to be replaced with the drawing sheet, consisting of Fig. 1, as shown on the attached page.

Signed and Sealed this  
Fifth Day of October, 1993



BRUCE LEHMAN

*Attest:*

*Attesting Officer*

*Commissioner of Patents and Trademarks*

[54] TOY CONSTRUCTION PIECE

[75] Inventor: Edel S. Andersen, Randbol, Denmark

[73] Assignee: Interlego A.G., Baar, Switzerland

[\*\*] Term: 14 Years

[21] Appl. No.: 442,922

[22] Filed: Nov. 29, 1989

[52] U.S. Cl. .... D21/108; D21/141

[58] Field of Search .... D21/108, 141; 446/36, 446/85, 88, 93, 94, 102, 108, 118, 120, 124, 464, 457, 117

[56] References Cited

U.S. PATENT DOCUMENTS

D. 285,588	9/1986	Kushner	.....	D21/108
D. 295,642	5/1988	Olsen	.....	D21/108
D. 295,644	5/1988	Takahashi	.....	D21/108
D. 296,343	6/1988	Thomsen	.....	D21/108
D. 304,043	10/1989	Tapdrup	.....	D21/108

D. 305,442	1/1990	Knudsen	.....	D21/108
D. 308,706	6/1990	Mikkelsen	.....	D21/108
4,182,072	1/1980	Much	.....	446/124

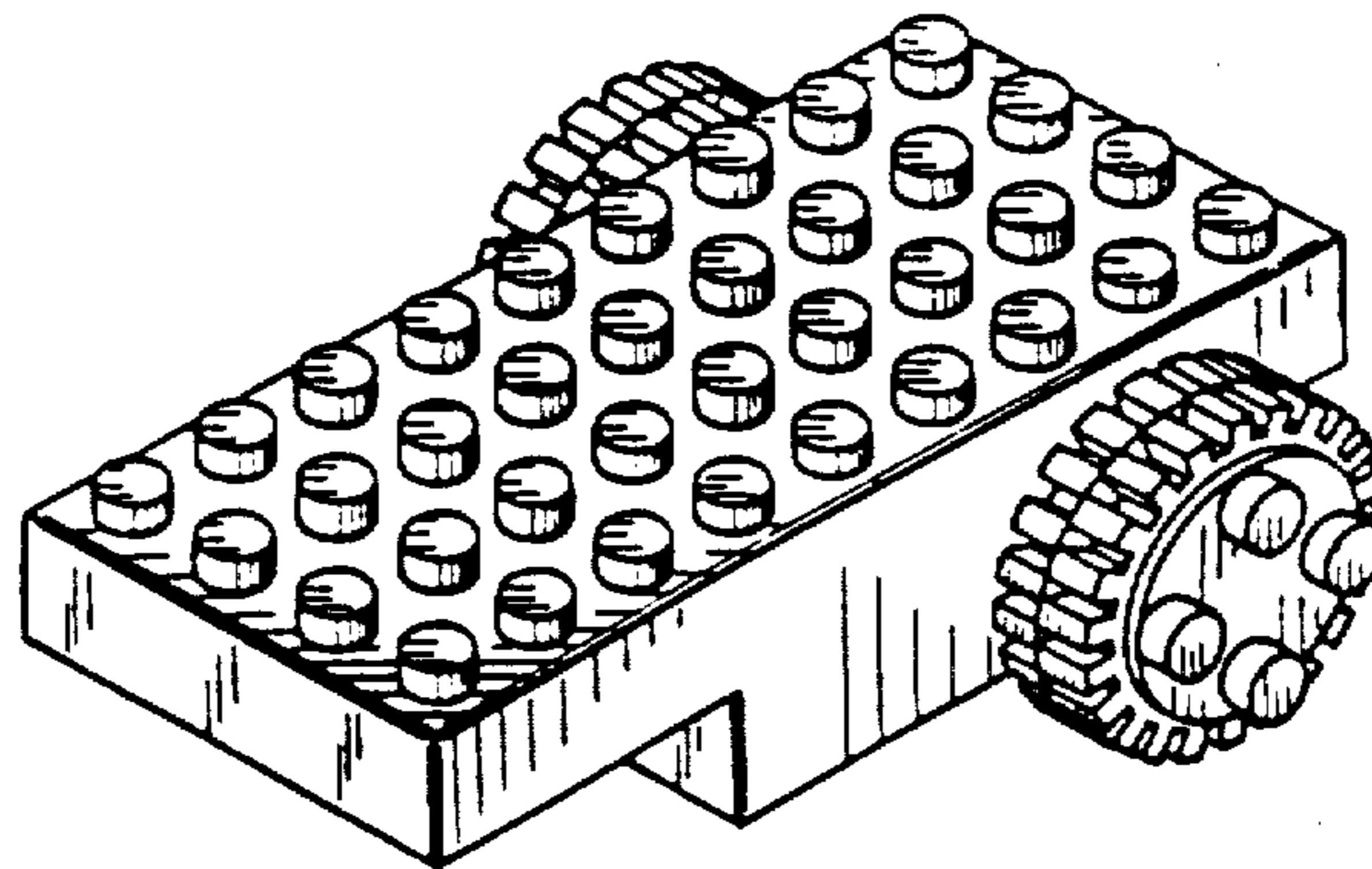
Primary Examiner—Charles A. Rademaker  
Attorney, Agent, or Firm—Kane, Dalsimer, Sullivan,  
Kurucz, Levy, Eisele and Richard

[57] CLAIM

The ornamental design for a toy construction piece, as shown and described.

DESCRIPTION

FIG. 1 is a top perspective view of a toy construction piece showing my new design;  
FIG. 2 is a bottom perspective view thereof;  
FIG. 3 is a front elevational view thereof, the side opposite being identical;  
FIG. 4 is a side elevational view thereof, the side opposite being identical;  
FIG. 5 is a top plan view thereof; and,  
FIG. 6 is a bottom plan view thereof.



UNITED STATES PATENT AND TRADEMARK OFFICE  
**CERTIFICATE OF CORRECTION**

PATENT NO. : Des. 325,052

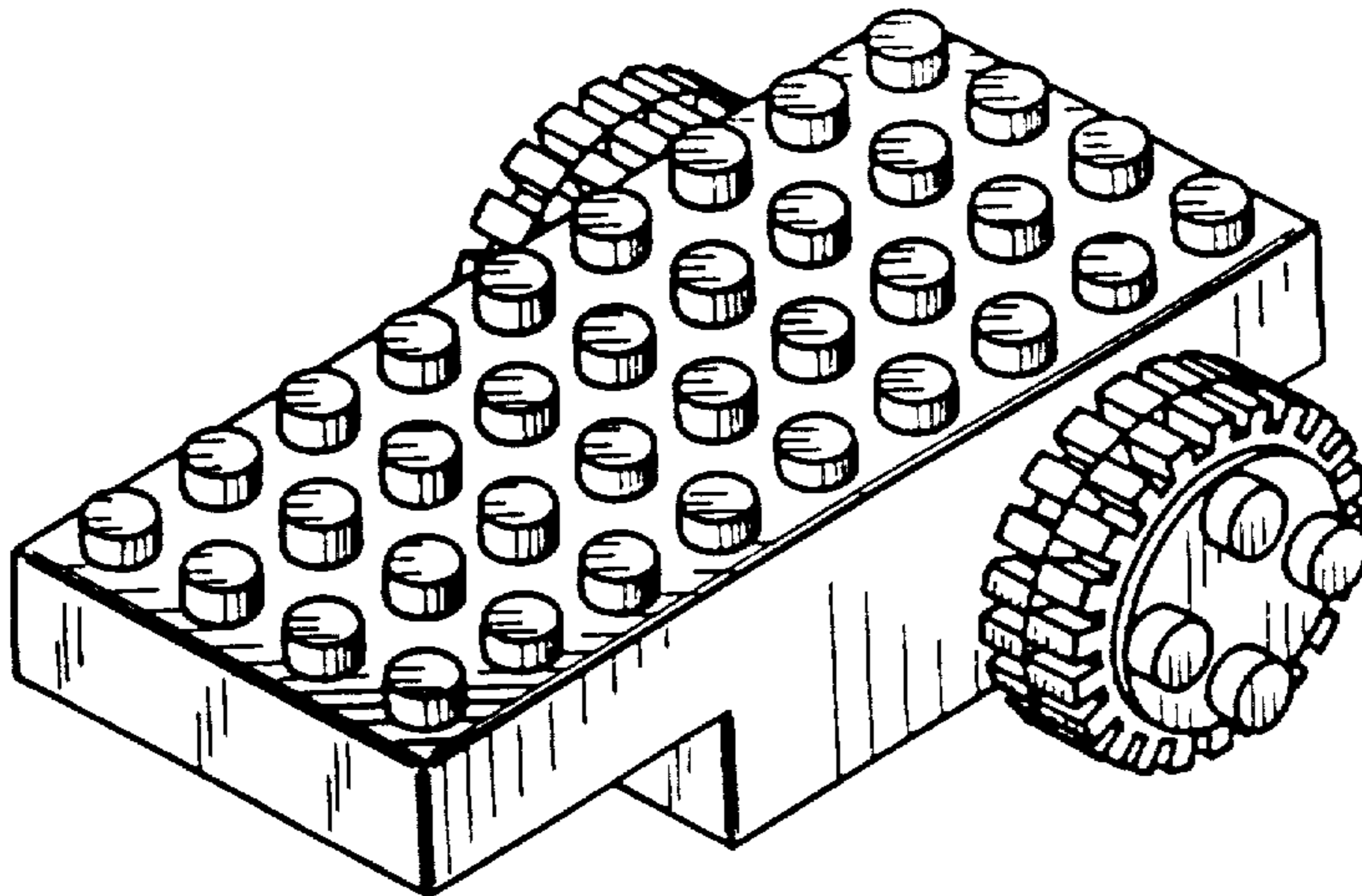
DATED : March 31, 1992

Page 3 of 3

INVENTOR(S) : Adel S. Andersen

It is certified that error appears in the above-identified patent and that said Letters Patent is hereby corrected as shown below:

The corrected Fig. 1 appears below.



*FIG. 1*