



US00D325050S

United States Patent [19]

[11] Patent Number: **Des. 325,050**

Docherty

[45] Date of Patent: **** Mar. 31, 1992**

[54] **PLAYING BOARD**

3,871,657 3/1975 Lorenz et al. 273/282 A
4,776,597 10/1988 Rudell 273/282 R

[76] Inventor: **Stephen P. Docherty**, 14 Grenhilda Road, Rosanna, 3084 Victoria, Australia

FOREIGN PATENT DOCUMENTS

[**] Term: **14 Years**

2645412 6/1977 Fed. Rep. of Germany 273/283
2161084 1/1986 United Kingdom 273/271

[21] Appl. No.: **334,591**

Primary Examiner—Bernard Ansher
Assistant Examiner—Sandra Morris
Attorney, Agent, or Firm—Fish & Richardson

[22] Filed: **Apr. 6, 1989**

[30] **Foreign Application Priority Data**

[57] **CLAIM**

Oct. 10, 1988 [AU] Australia 3381/88

The ornamental design for a playing board, as shown and described.

[52] U.S. Cl. **D21/23**

[58] Field of Search **D21/14-36;**
273/236-285

DESCRIPTION

[56] **References Cited**

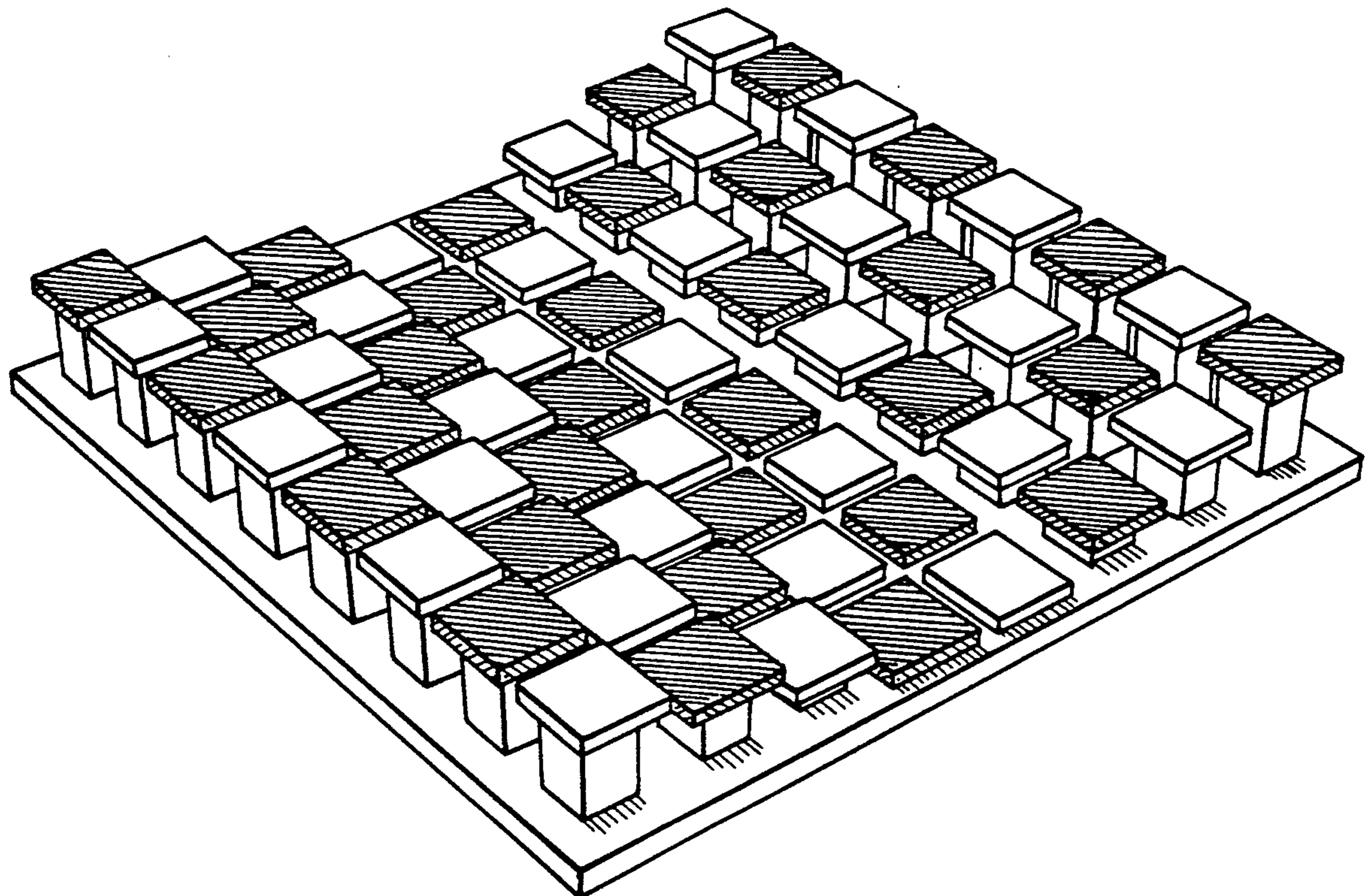
FIG. 1 is a top plan view of a playing board, showing my new design, the bottom being plain and unornamented;


U.S. PATENT DOCUMENTS

D. 223,939 6/1972 Palazzolo 273/241
D. 267,023 11/1982 Bowser D21/23
D. 299,933 2/1989 Shalaon D21/23

FIG. 2 is a front elevational view thereof;

FIG. 3 is a right side elevational view thereof; and,
FIG. 4 is a perspective view thereof.





↑ 2

← 3

FIG. 1.




FIG. 2.

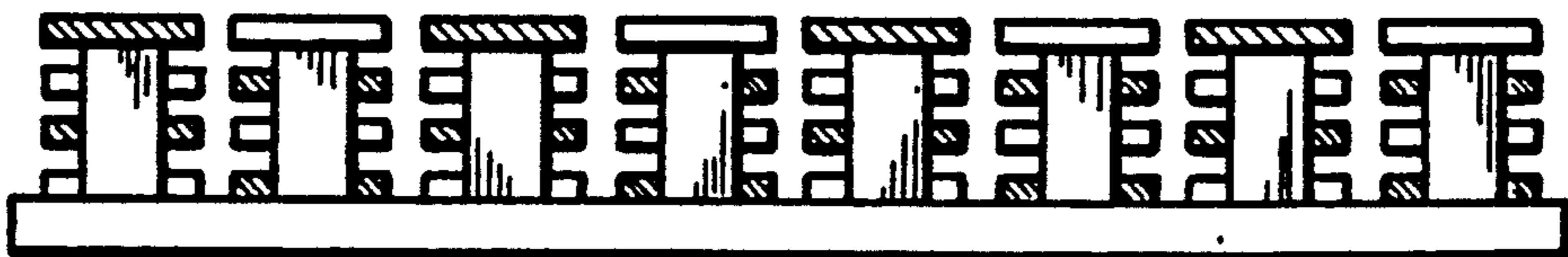
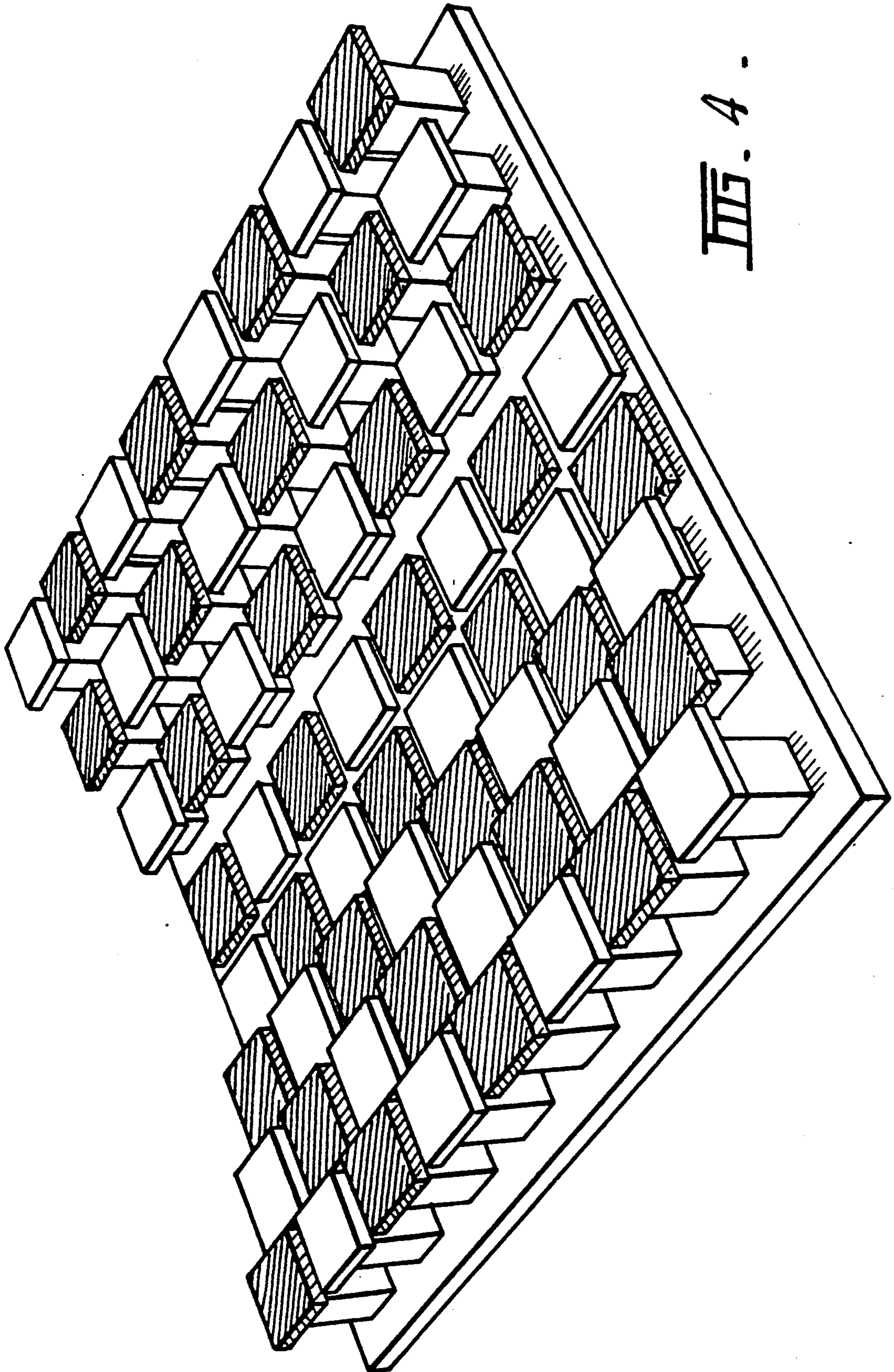


FIG. 3.



III. A.