



US00D325044S

# United States Patent [19]

Harsha

[11] Patent Number: **Des. 325,044**

[45] Date of Patent: **\*\* Mar. 31, 1992**

[54] **DATA FINDER**

4,507,869 4/1985 Stude ..... D10/64 X

[76] Inventor: **David G. Harsha, 8031 Maple Dr.,  
Des Moines, Iowa 50322**

### FOREIGN PATENT DOCUMENTS

24905 10/1912 United Kingdom ..... D19/37 X

[\*\*] Term: **14 Years**

*Primary Examiner*—Bruce W. Dunkins

[21] Appl. No.: **304,412**

*Assistant Examiner*—Martha Thompson

[22] Filed: **Jan. 31, 1989**

*Attorney, Agent, or Firm*—Leon Gilden

[52] U.S. Cl. .... **D19/37; D19/65;  
D10/64**

### [57] CLAIM

[58] Field of Search ..... **D19/34, 35, 36, 37,  
D19/65, 99, 100; D10/64, 71; 33/483, 484, 485,  
486, 487, 491**

The ornamental design for a data finder, as shown and described.

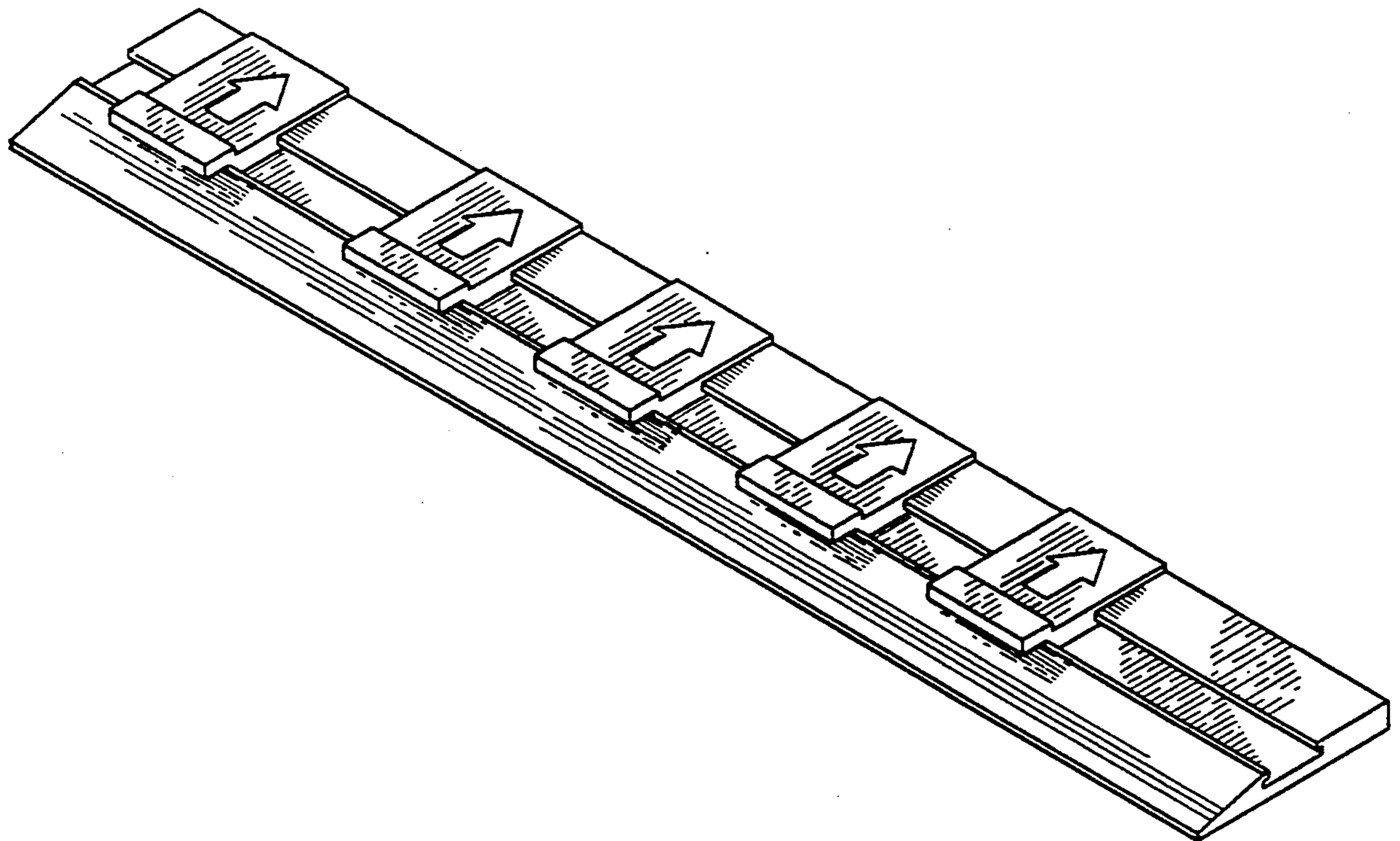
### DESCRIPTION

### [56] References Cited

#### U.S. PATENT DOCUMENTS

|            |         |                |       |          |
|------------|---------|----------------|-------|----------|
| D. 14,043  | 7/1883  | Stephens       | ..... | D10/71   |
| D. 132,720 | 6/1942  | Mears          | ..... | D19/34   |
| D. 170,467 | 9/1953  | Kremin         | ..... | D19/34   |
| D. 290,397 | 6/1987  | Starkey        | ..... | D10/71 X |
| D. 293,086 | 12/1987 | LeMarie        | ..... | D19/36 X |
| 1,172,810  | 2/1916  | Lewandowski    | ..... | D10/71 X |
| 2,300,216  | 10/1942 | Grodsky et al. | ..... | D19/34 X |
| 2,594,193  | 4/1952  | Mendes         | ..... | 33/485   |

FIG. 1 is a front elevational view of a data finder showing my new design;  
 FIG. 2 is a rear elevational view thereof;  
 FIG. 3 is a left side elevational view thereof;  
 FIG. 4 is a right side elevational view thereof;  
 FIG. 5 is a top plan view thereof;  
 FIG. 6 is a bottom plan view thereof; and,  
 FIG. 7 is a bottom, right front perspective view thereof.  
 FIGS. 1, 2, 5 and 6 have been shown partially broken away for the purpose of indicating indeterminate length.



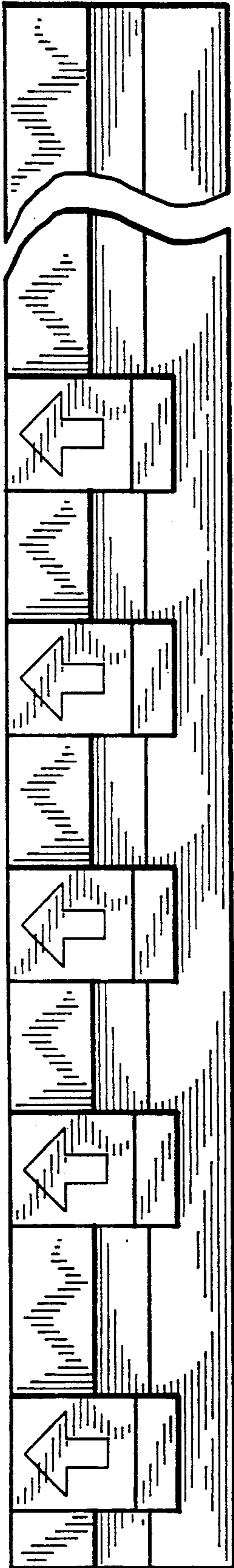


Fig. 1




Fig. 2



Fig. 3



Fig. 4

Fig. 5


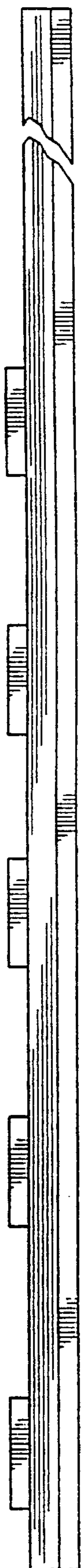


Fig. 6



*Fig. 7*

