



US00D325043S

United States Patent [19]

[11] Patent Number: **Des. 325,043**

Widdison

[45] Date of Patent: **** Mar. 31, 1992**

- [54] **DOCUMENT SHREDDER**
- [75] Inventor: **Leon F. Widdison, Warwick, United Kingdom**
- [73] Assignee: **Ofrex Group Holdings, Plc, England**
- [**] Term: **14 Years**
- [21] Appl. No.: **238,882**
- [22] Filed: **Aug. 31, 1988**
- [30] **Foreign Application Priority Data**
 Mar. 10, 1988 [GB] United Kingdom 1049106
- [52] U.S. Cl. **D18/34**
- [58] Field of Search **D18/34, 99; D15/127; 241/100, 34, 36; 271/9, 10; 83/859**

- 4,873,811 10/1989 Izumitani et al. 241/100
- 4,964,579 10/1990 Strohmeyer 241/100

OTHER PUBLICATIONS

Destroyit brochure; p. 6.
 Shredmaster Corp. brochure, pp. 6 & 8.
 Great Presentations, Early Summer 1987, p. 27, top right of page, item #4852.

Primary Examiner—A. Hugo Word
Assistant Examiner—Cathy Anne MacCormac
Attorney, Agent, or Firm—Kirschstein, Ottinger, Israel & Schiffmiller

- [56] **References Cited**
- U.S. PATENT DOCUMENTS**
- D. 221,108 7/1971 Case D18/34
- D. 265,909 8/1982 Hatanaka D18/34
- D. 265,910 8/1982 Hatanaka D18/34
- D. 277,190 1/1985 Sadler D18/34
- D. 298,435 11/1988 Buteau D18/34
- 3,620,461 11/1971 Pelleschi 241/100
- 4,637,560 1/1987 Goldhammer 241/100
- 4,817,877 4/1989 Itoh et al. 241/34

[57] **CLAIM**
 The ornamental design for a document shredder, as shown and described.

DESCRIPTION

FIG. 1 is a perspective view of a document shredder showing my new design;
 FIG. 2 is a top plan view thereof, the bottom being unornamented;
 FIG. 3 is a left side elevational view thereof, the right side being a mirror image of the left side shown;
 FIG. 4 is a front elevational view thereof; and,
 FIG. 5 is a rear elevational view thereof.

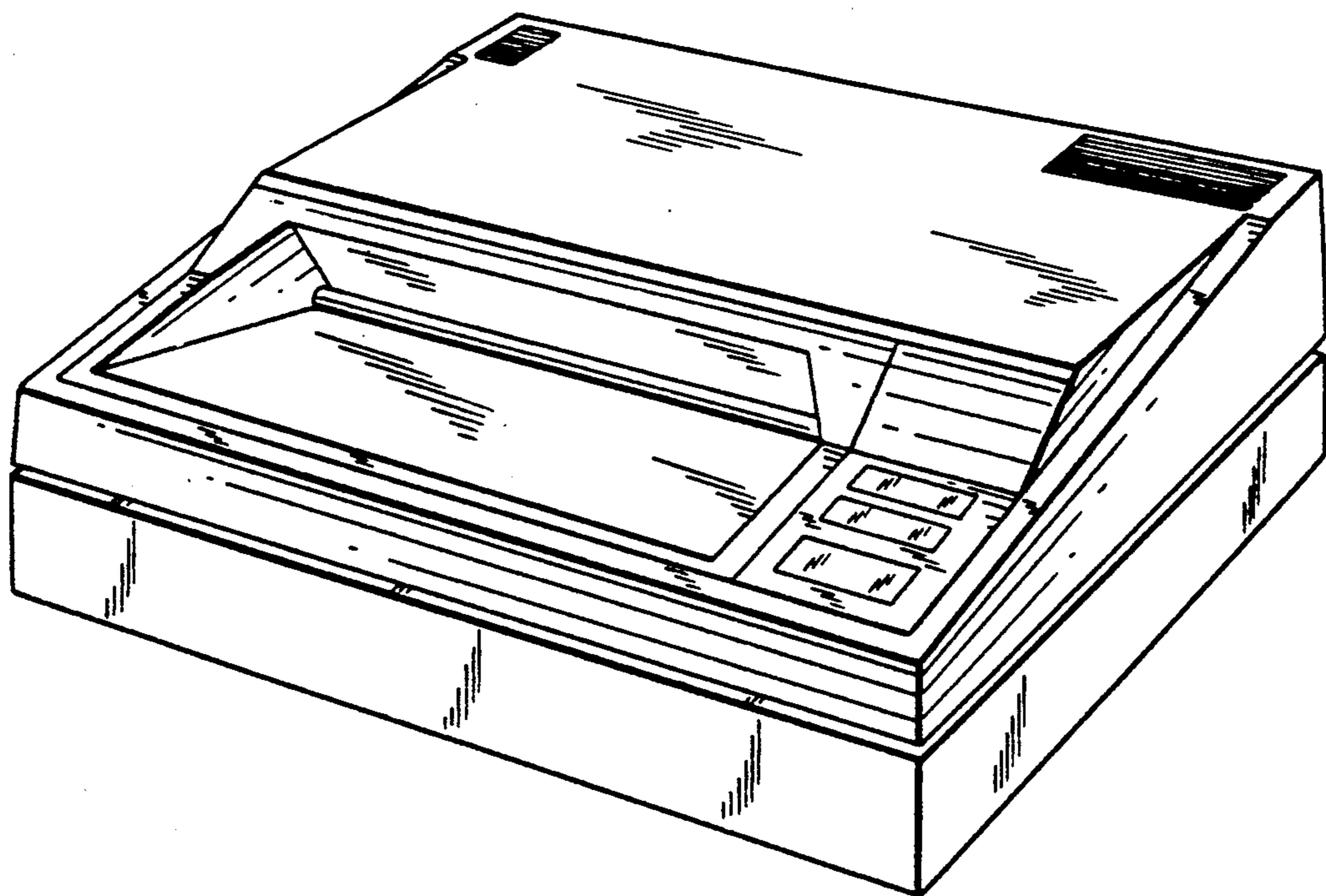
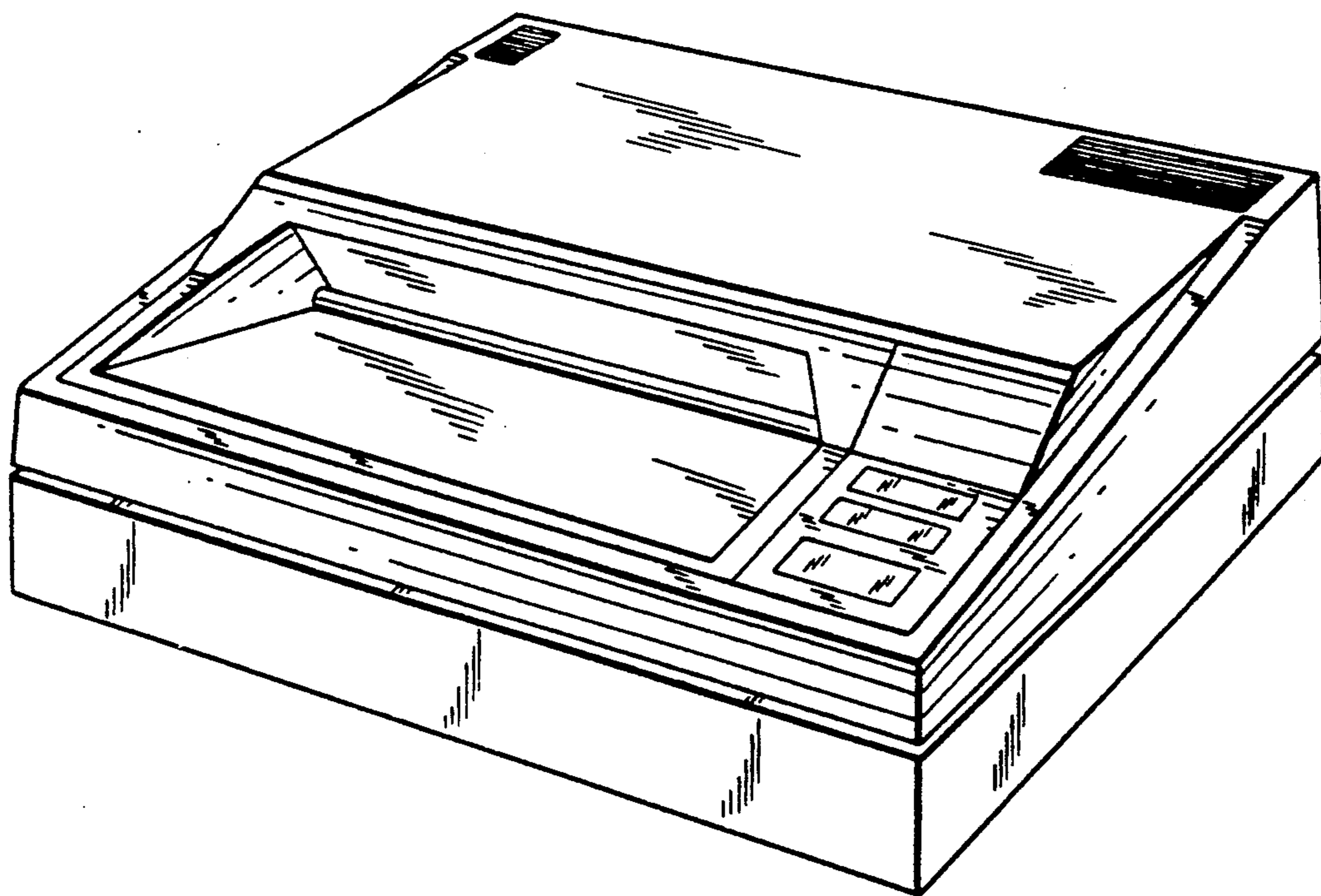


FIG. 1



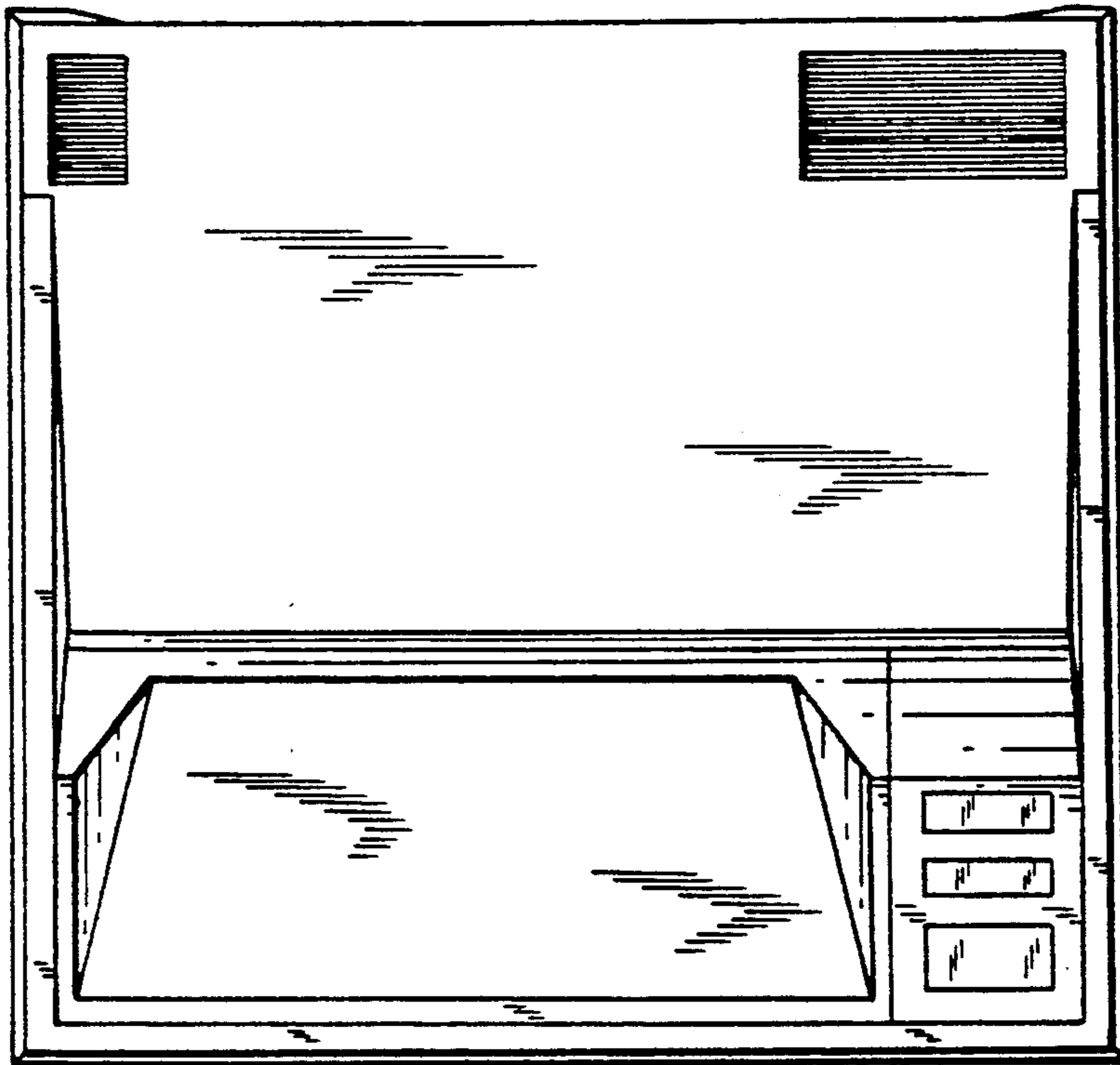


FIG. 2

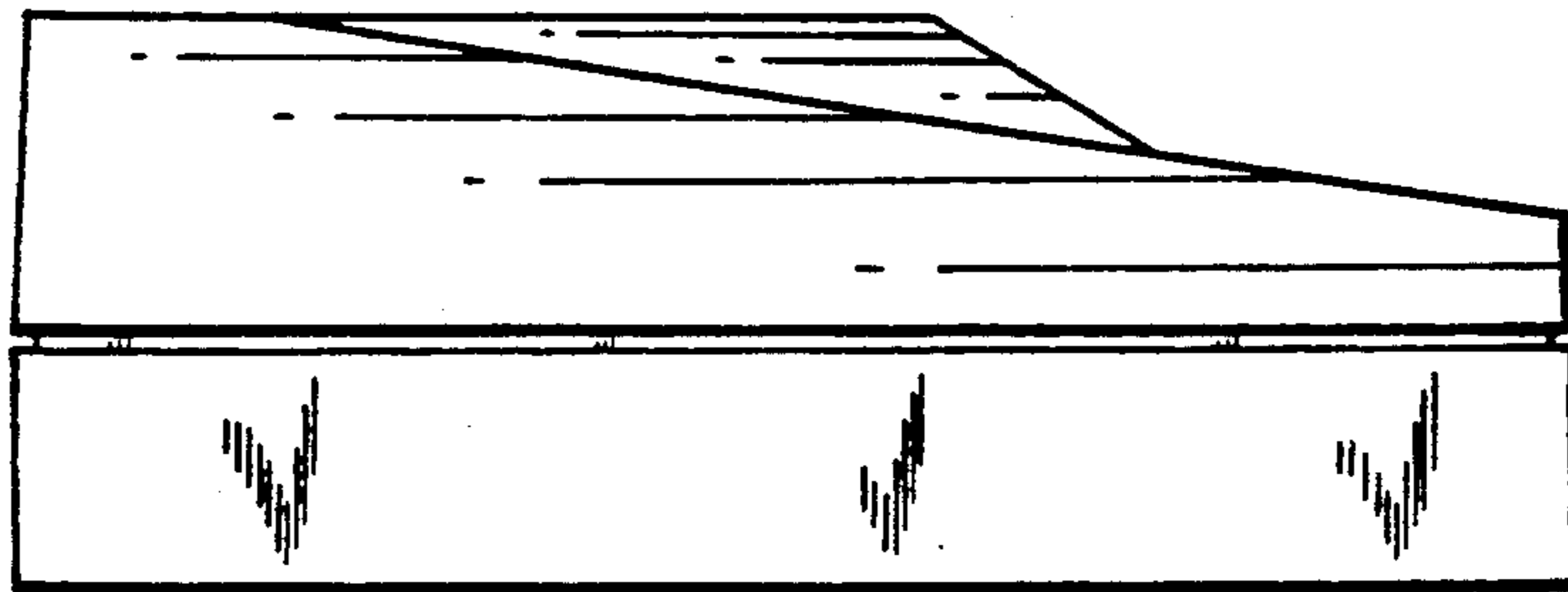


FIG. 3

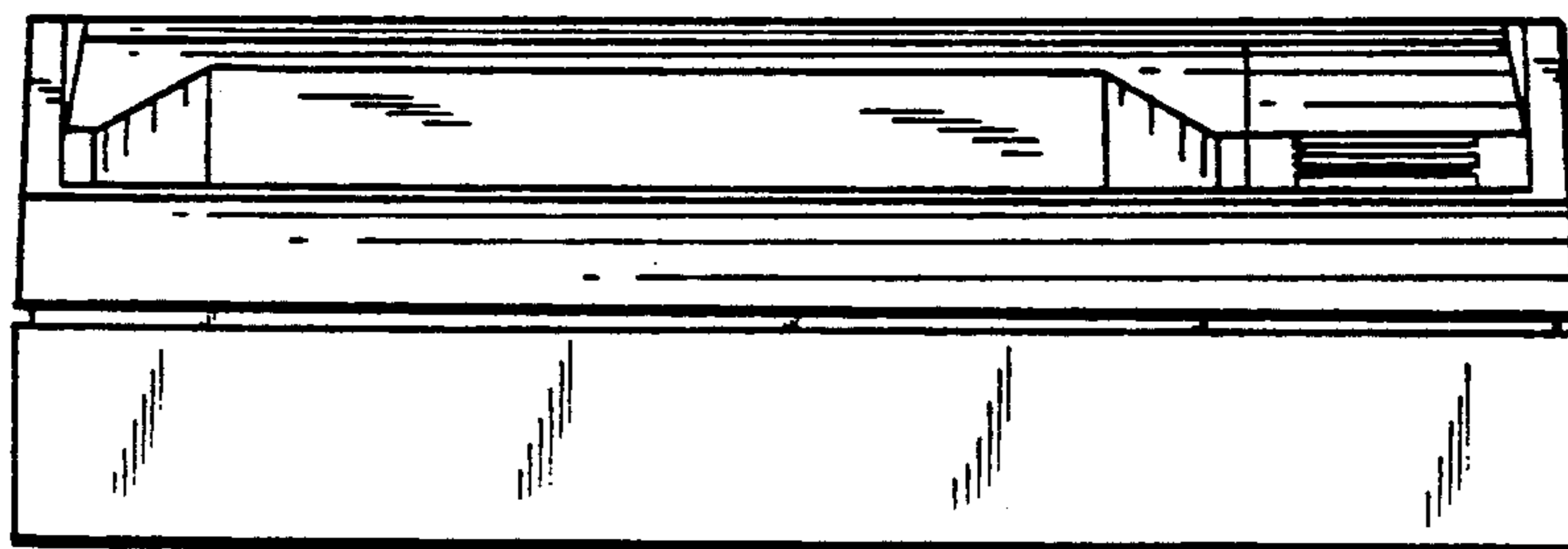


FIG. 4




FIG. 5