



US00D325017S

United States Patent [19]

[11] Patent Number: **Des. 325,017**

Richardson et al.

[45] Date of Patent: **** Mar. 31, 1992**

[54] **VEHICLE MIRROR**

[75] Inventors: **Donald A. Richardson, Renton;**
Douglas A. Caley, Redmond, both of
Wash.

[73] Assignee: **PACCAR Inc., Bellevue, Wash.**

[**] Term: **14 Years**

[21] Appl. No.: **641,370**

[22] Filed: **Jan. 15, 1991**

3,671,110	6/1972	Van Wassenhove	350/307
4,013,351	3/1977	Haile	350/293
4,077,597	3/1978	Greig	248/477
4,315,614	2/1982	Stegenga et al.	248/479
4,488,778	12/1984	Polzer et al.	350/631
4,575,203	3/1986	Brandt et al.	350/631
4,601,554	7/1986	Plante et al.	350/611
4,705,368	11/1987	Manzoni	350/632
4,715,701	12/1987	Urban	350/631
4,730,913	3/1988	Boothe	350/604
4,747,679	5/1988	Beach, Jr.	350/632
4,830,326	5/1989	Schmidt et al.	350/632

Related U.S. Application Data

[62] Division of Ser. No. 380,071, Jul. 12, 1989, Pat. No. D. 318,837.

[52] U.S. Cl. **D12/187**

[58] Field of Search **D12/187; 350/604, 611,**
350/631, 632, 634, 636

Primary Examiner—James M. Gandy
Attorney, Agent, or Firm—Seed and Berry

[57] CLAIM

The ornamental design for a vehicle mirror, as shown and described.

DESCRIPTION

FIG. 1 is a perspective view of a vehicle mirror showing our new design, it being understood that the broken lines are for illustrative purposes only and form no part of the claimed design;

FIG. 2 is a left side elevation view thereof;
FIG. 3 is a right side elevation view thereof;
FIG. 4 is a front elevation view thereof;
FIG. 5 is a top plan view thereof; and,
FIG. 6 is a bottom plan view thereof.

[56] References Cited

U.S. PATENT DOCUMENTS

D. 249,340	9/1978	Braid	D12/187
D. 268,665	4/1983	Sharp	D12/187
D. 302,964	8/1989	Fingerle	D12/187
D. 315,710	3/1991	Ropolo	D12/187
2,455,919	2/1948	Daon	248/226
2,843,018	7/1958	Cooper et al.	D12/187
3,277,678	11/1966	Boothe	74/98

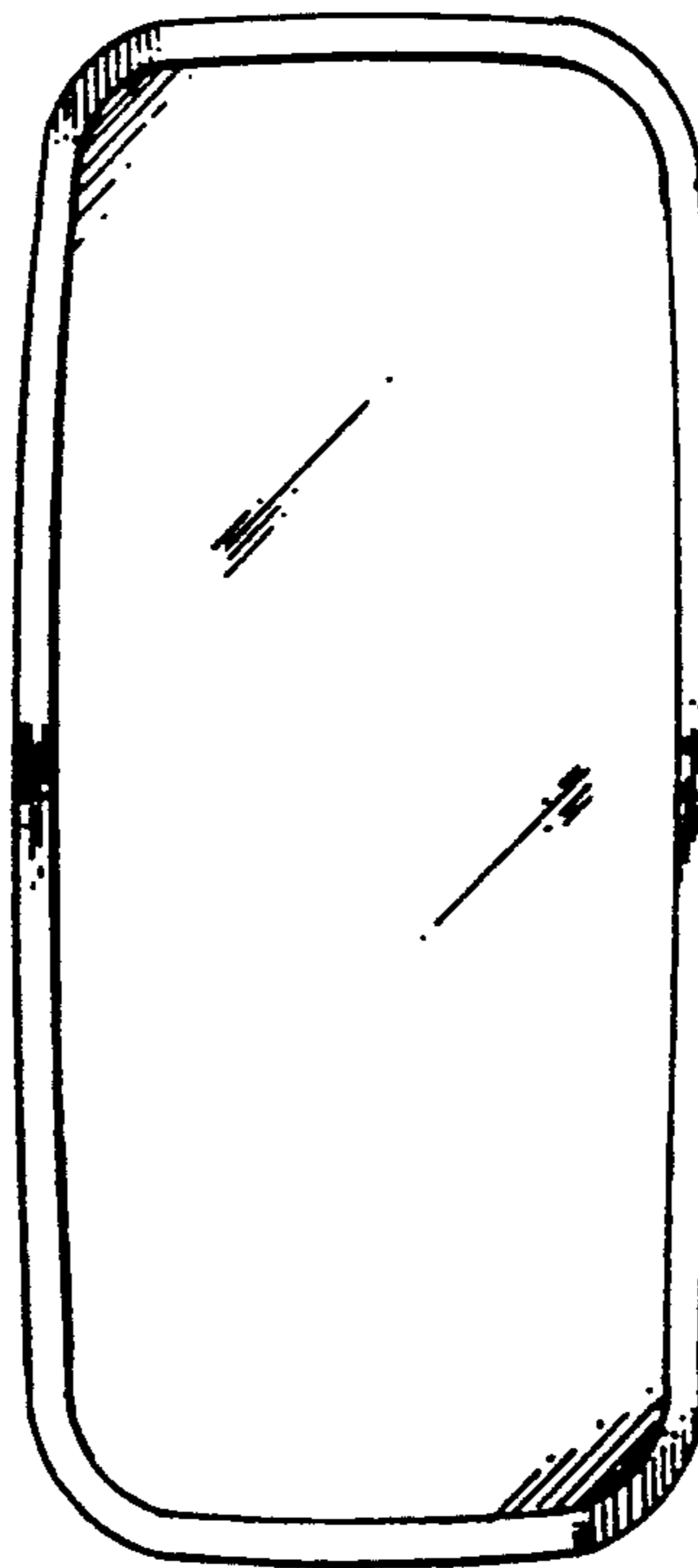
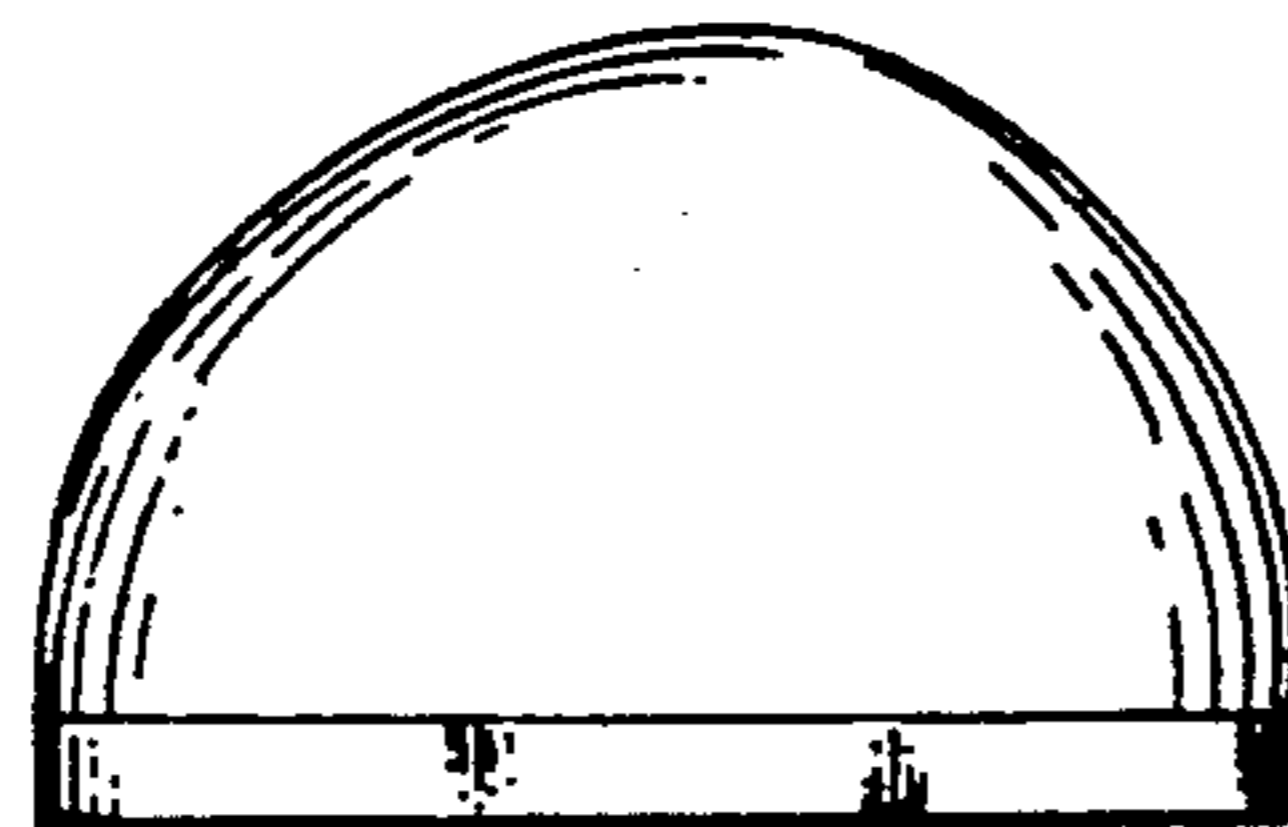


FIG.1


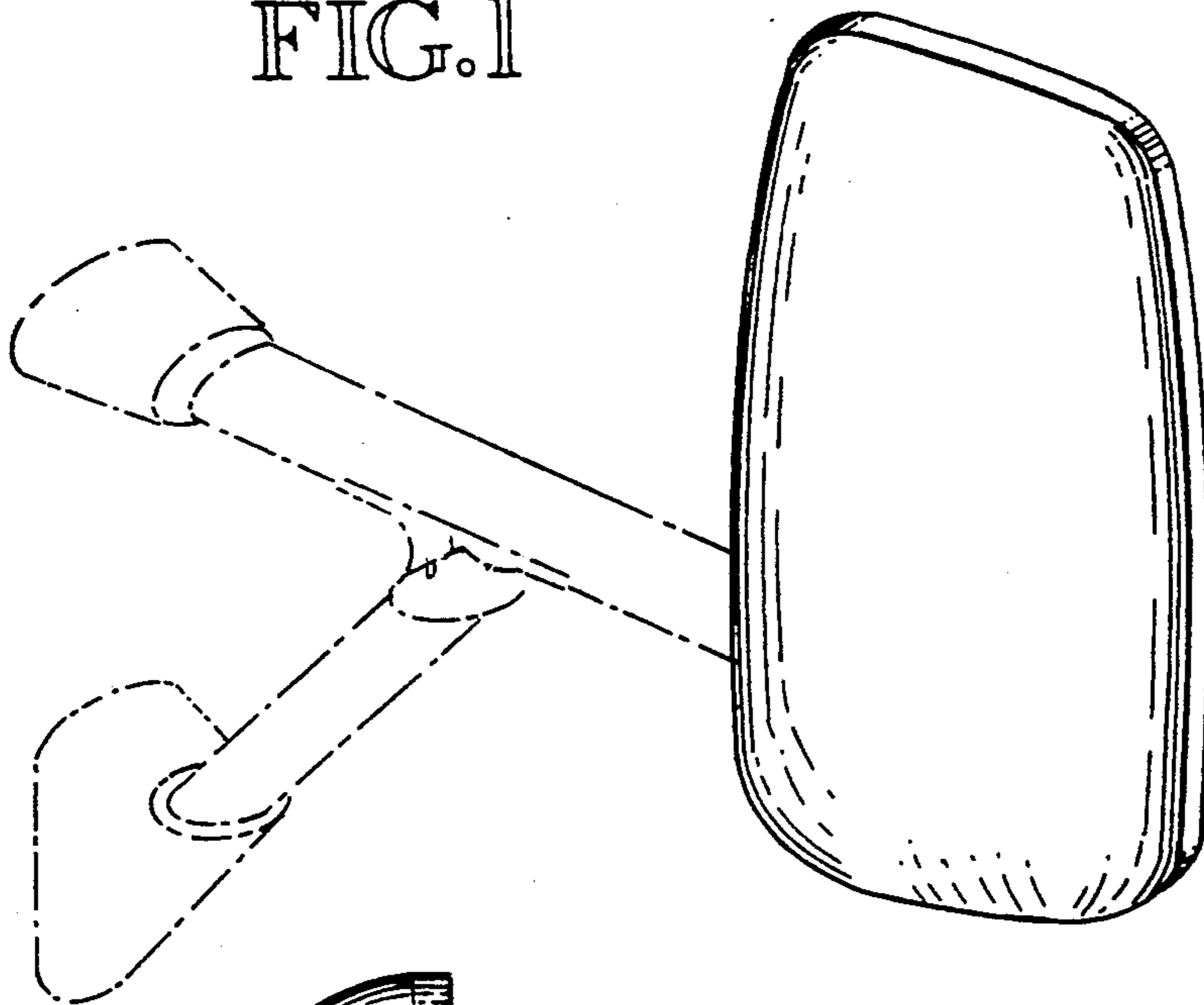


FIG.2

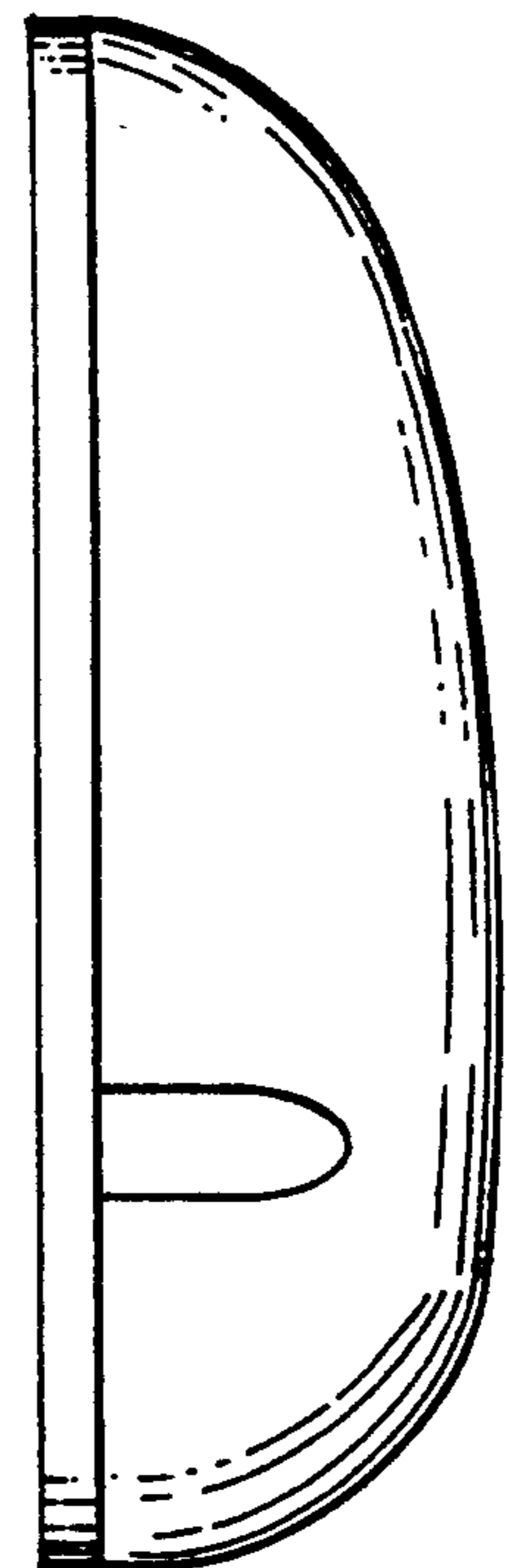


FIG.3

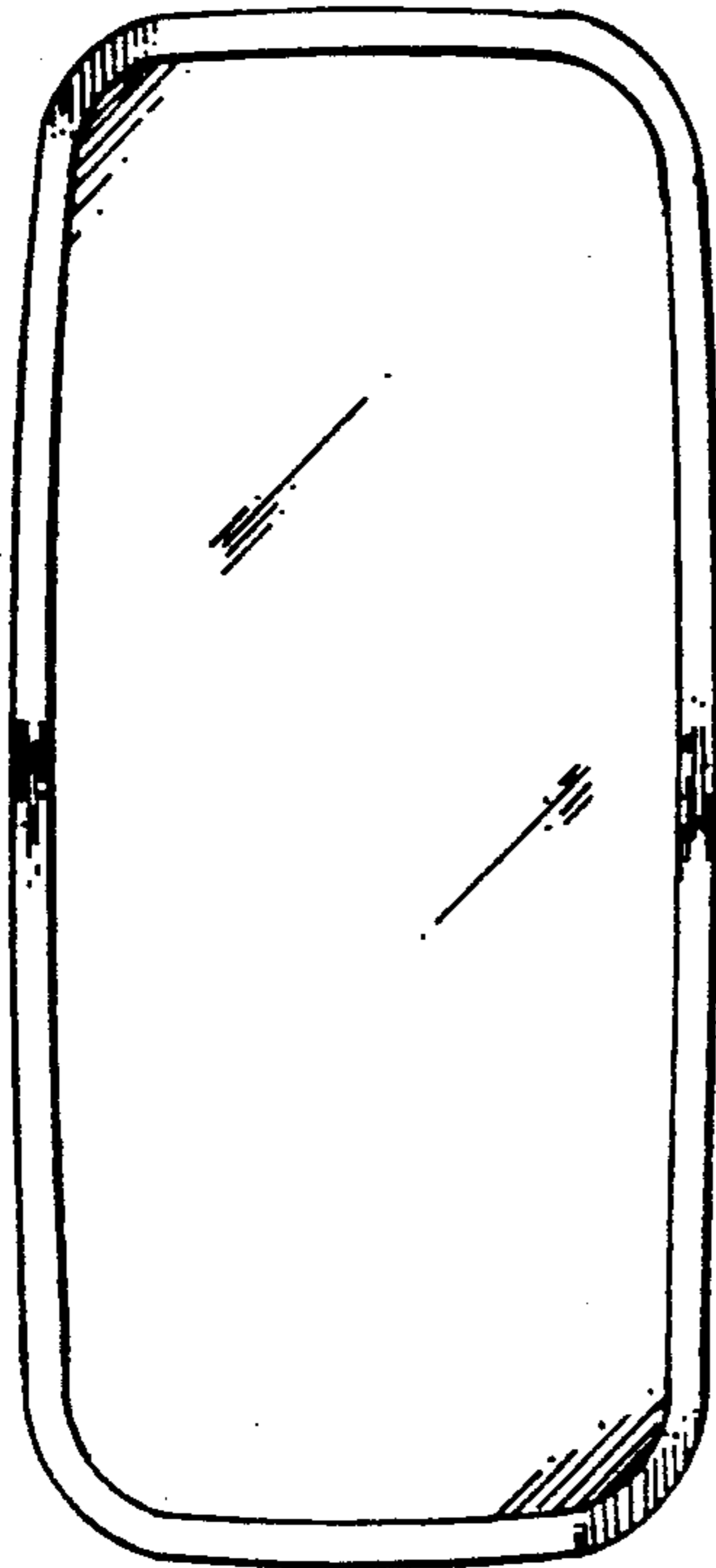


FIG. 4

FIG. 5

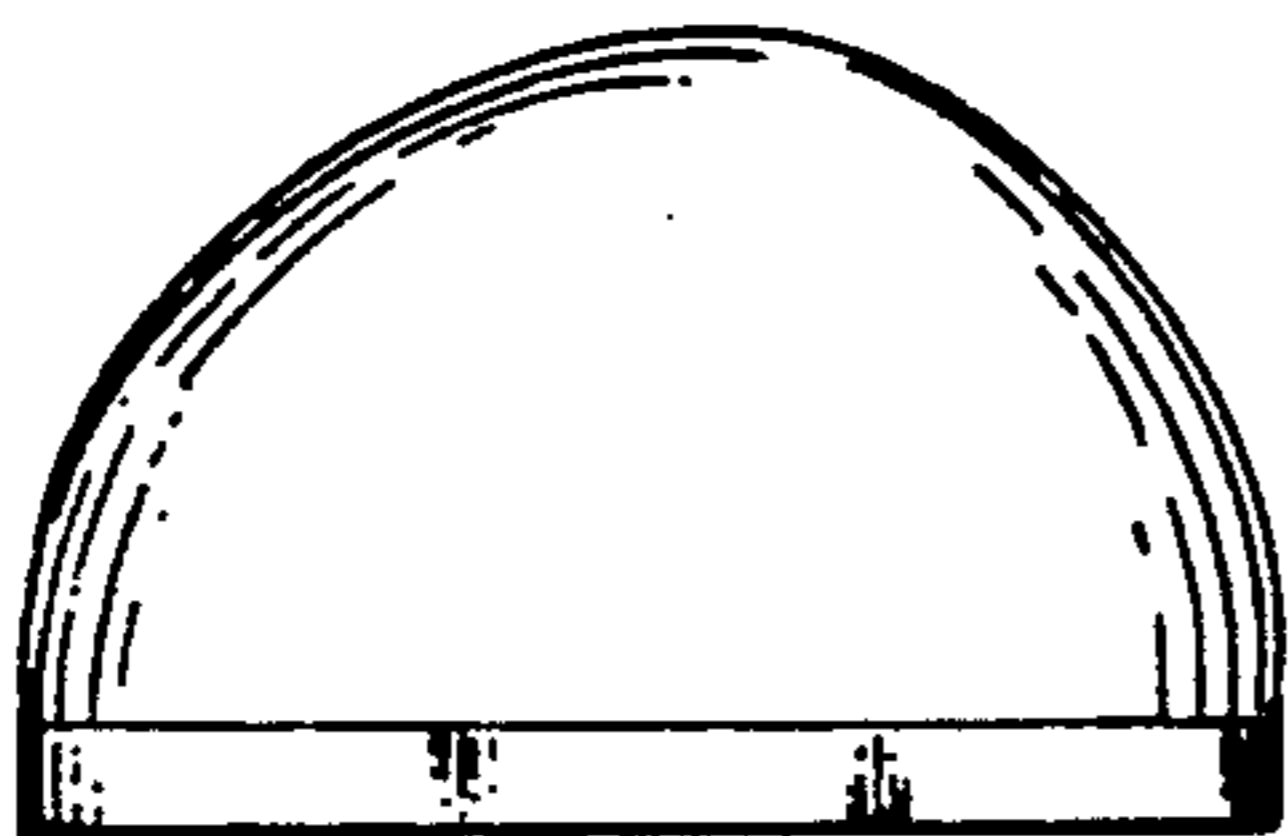


FIG. 6

