



US00D325011S

**United States Patent** [19]  
**Markling**

[11] **Patent Number: Des. 325,011**  
[45] **Date of Patent: \*\* Mar. 31, 1992**

[54] **MOLDED WHEEL**

[75] **Inventor: Tracy A. Markling, Delavan, Wis.**

[73] **Assignee: Poly-Flex, Inc., Walworth, Wis.**

[\*\*] **Term: 14 Years**

[21] **Appl. No.: 351,567**

[22] **Filed: May 11, 1989**

[52] **U.S. Cl. .... D12/135; D12/210**

[58] **Field of Search ..... D12/135, 209, 210, 204,  
D12/212; 301/63 R, 63 PW, 64 R, 64 SD, 65**

[56] **References Cited**

**U.S. PATENT DOCUMENTS**

D. 221,424 8/1971 Golden ..... D12/135

**FOREIGN PATENT DOCUMENTS**

2332223 1/1974 Fed. Rep. of Germany ..... 301/65

*Primary Examiner*—James M. Gandy  
*Attorney, Agent, or Firm*—D. L. Tschida

[57] **CLAIM**

The ornamental design for a molded wheel, as shown and described.

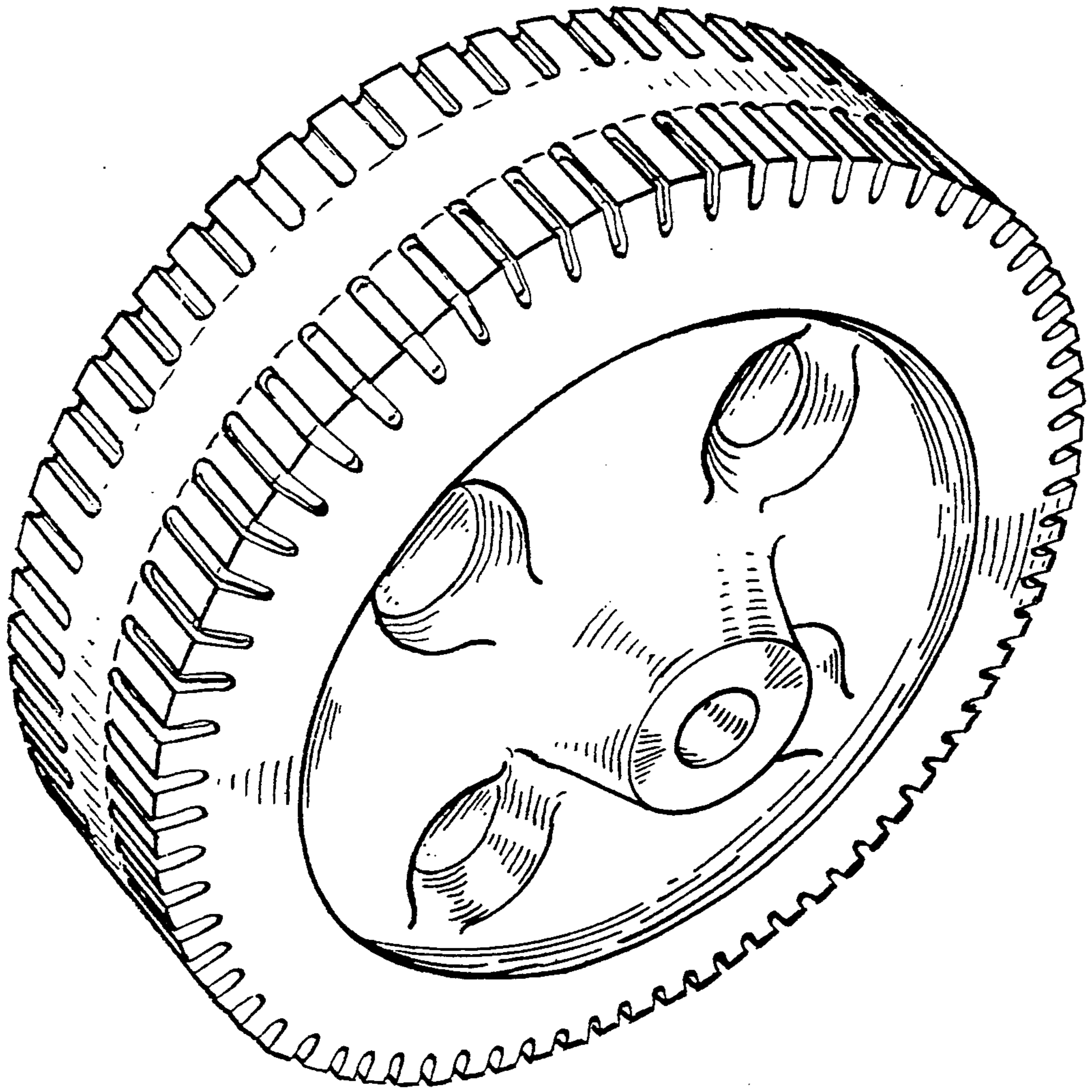
**DESCRIPTION**

FIG. 1 is a top rear perspective view of a molded wheel showing my new design;

FIG. 2 is a front elevation view thereof;

FIG. 3 is a rear elevation view thereof; and,

FIG. 4 is a side elevation view thereof partially in section as taken along line 4—4 in FIG. 2.






FIG. 1

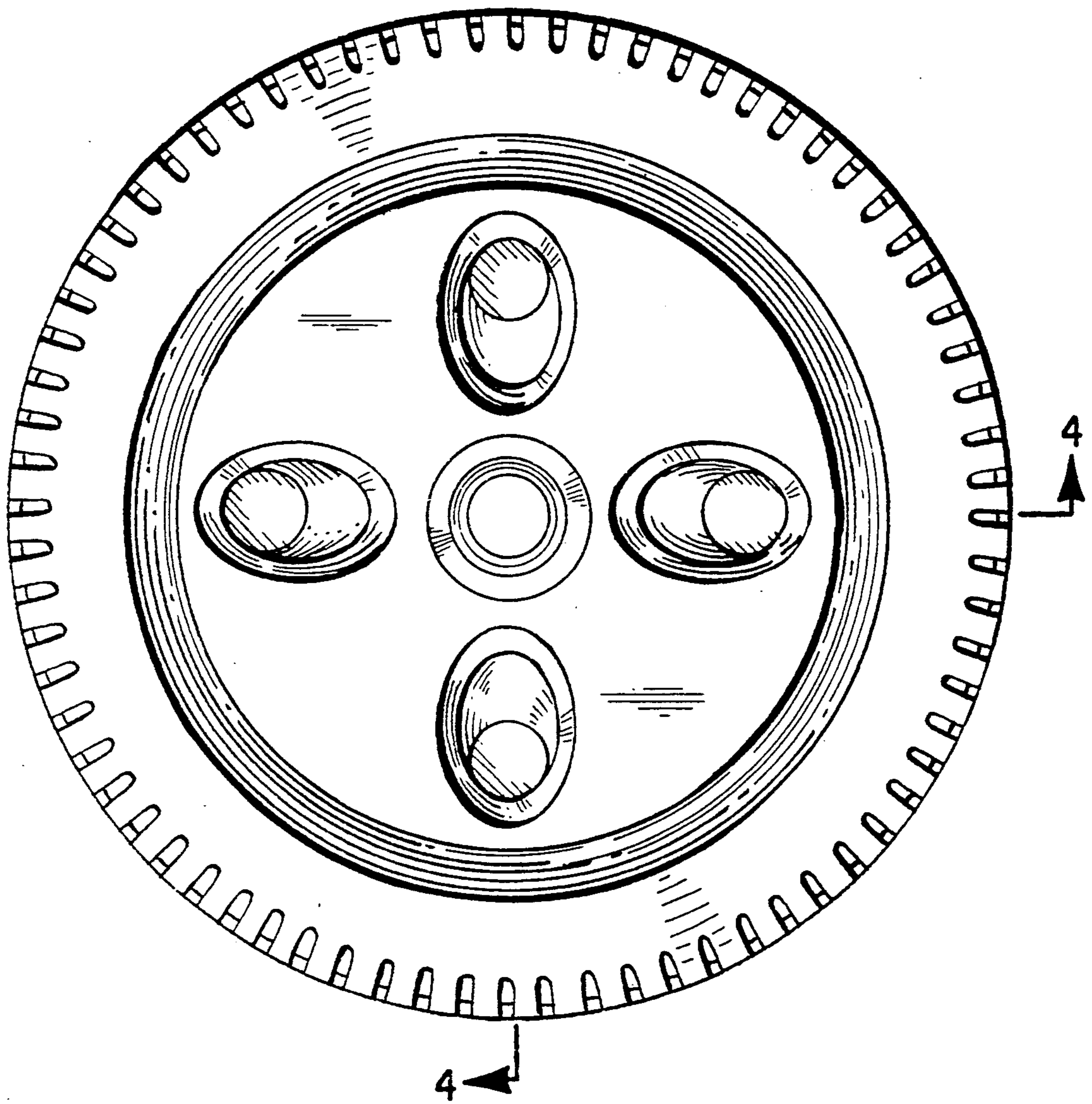


FIG. 2

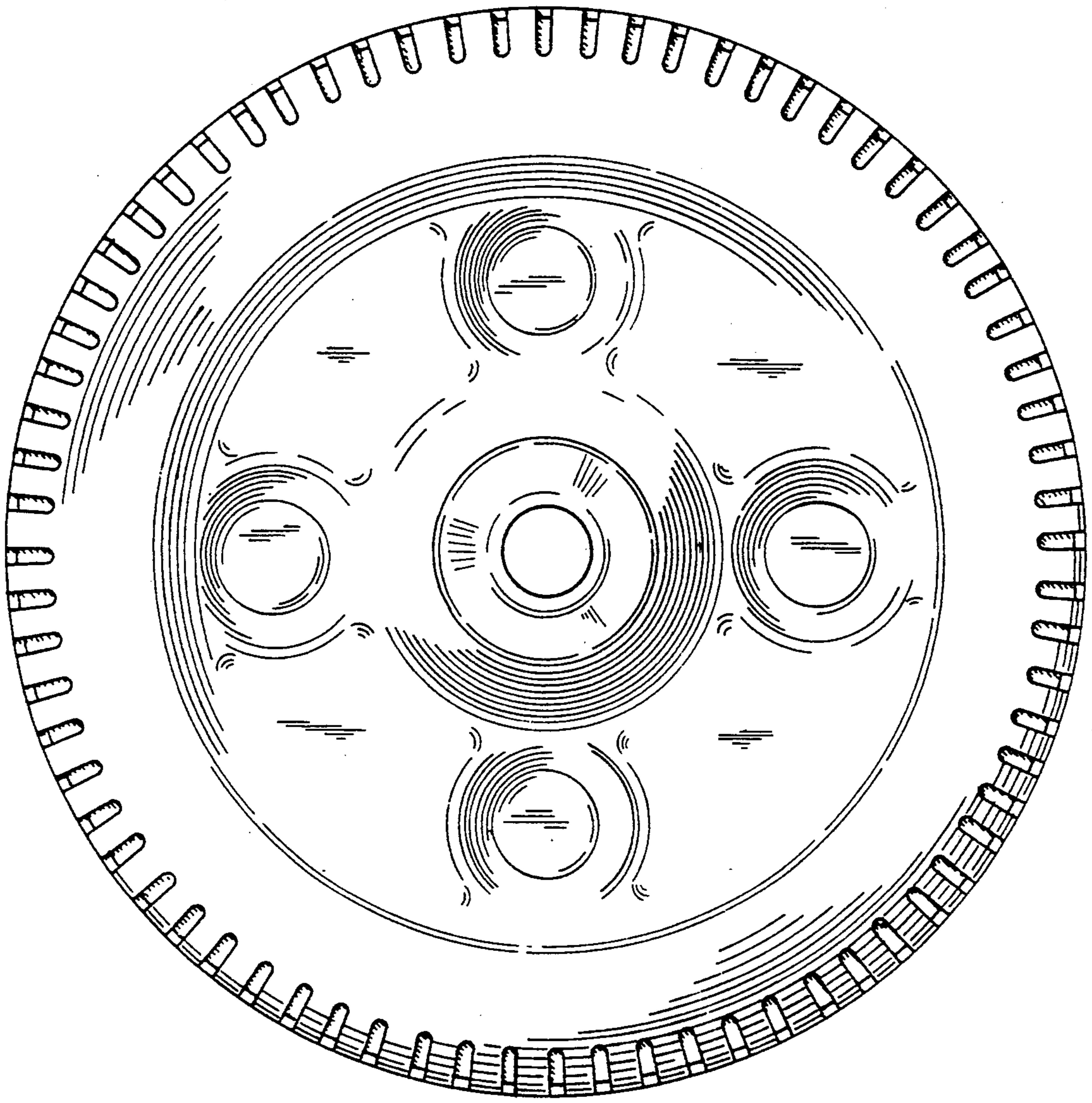


FIG. 3




FIG. 4