



US00D325006S

United States Patent [19]

[11] Patent Number: **Des. 325,006**

Oda

[45] Date of Patent: **** Mar. 31, 1992**

[54] PULL TAB FOR SLIDE FASTENER

[56] References Cited

[75] Inventor: **Kiyoshi Oda**, Namerikawa, Japan

U.S. PATENT DOCUMENTS

D. 202,890	11/1965	Maitland	D11/221
D. 304,023	10/1989	Minami	D11/221
2,204,562	6/1940	Axthelm	24/415

[73] Assignee: **Yoshida Kogyo K.K.**, Japan

Primary Examiner—A. Hugo Word
Assistant Examiner—R. Seifert
Attorney, Agent, or Firm—Hill, Van Santen, Steadman & Simpson

[*] Notice: The portion of the term of this patent subsequent to Mar. 31, 2006 has been disclaimed.

[57] CLAIM

[**] Term: **14 Years**

The ornamental design for a pull tab for slide fastener, as shown and described.

[21] Appl. No.: **361,113**

DESCRIPTION

[22] Filed: **Jun. 5, 1989**

FIG. 1 is a front elevational view of a pull tab for slide fastener showing my new design;
FIG. 2 is a rear elevational view;
FIG. 3 is a top plan view;
FIG. 4 is a bottom plan view;
FIG. 5 is a right side elevational view, the left side being a mirror image;
FIG. 6 is a sectional view taken along the line 6—6 of FIG. 1; and,
FIG. 7 is a sectional view taken along the line 7—7 of FIG. 5.

[30] Foreign Application Priority Data

Dec. 22, 1988	[JP]	Japan	63-49888
[52]	U.S. Cl.	D11/221; D11/200	
[58]	Field of Search	D11/200, 201, 221, 212, D11/13, 40-47, 79-80, 85-86, 1-4; 24/381-385, 415-417, 427-431; D20/22; 40/301	

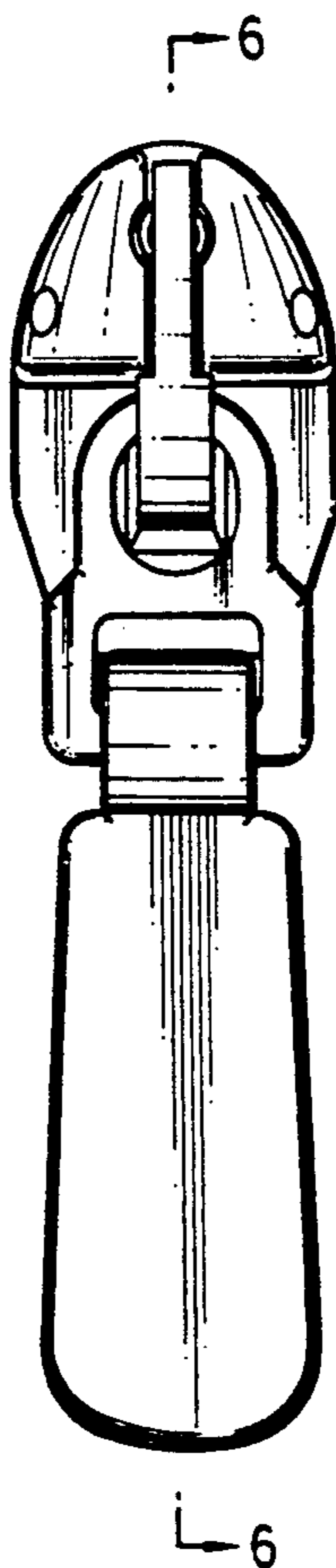
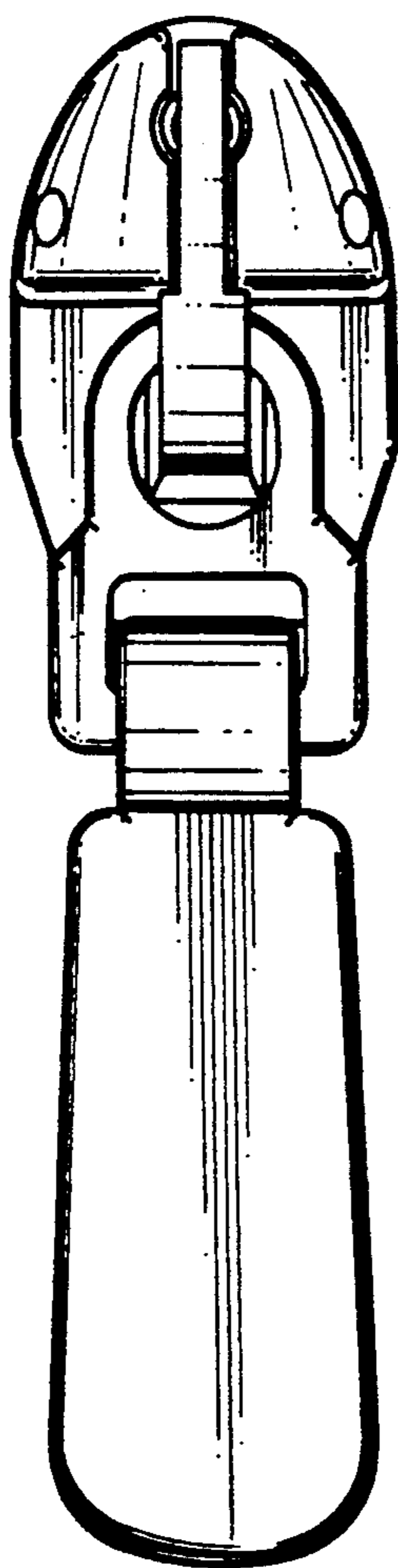


FIG. 1

6



6

FIG. 2

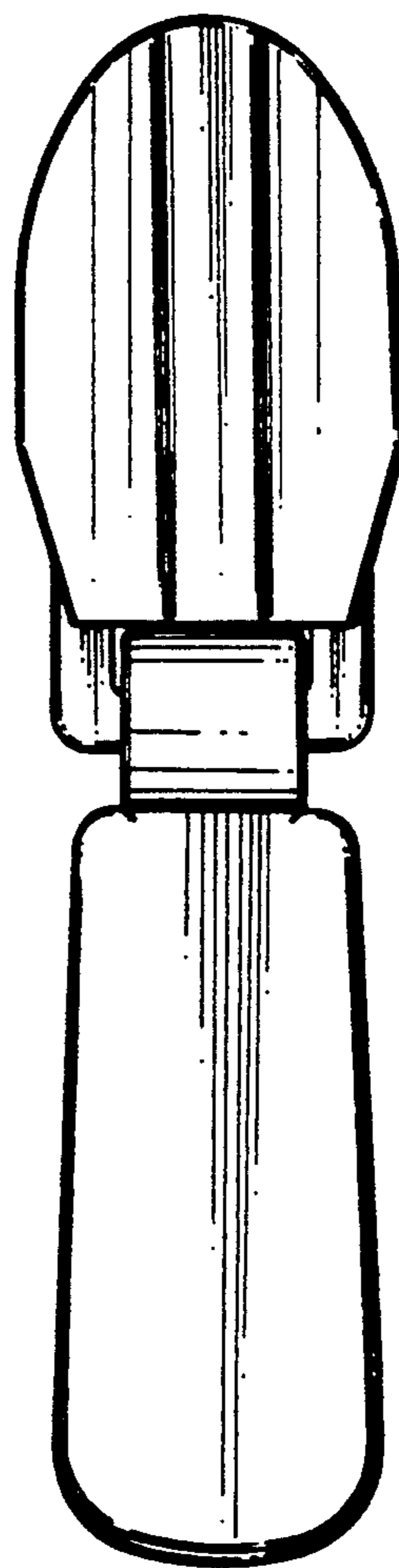


FIG. 5

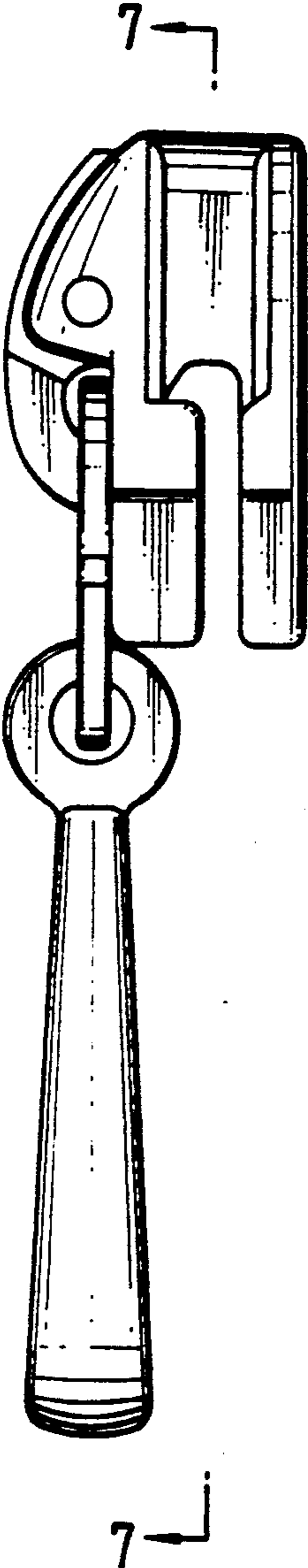


FIG. 3

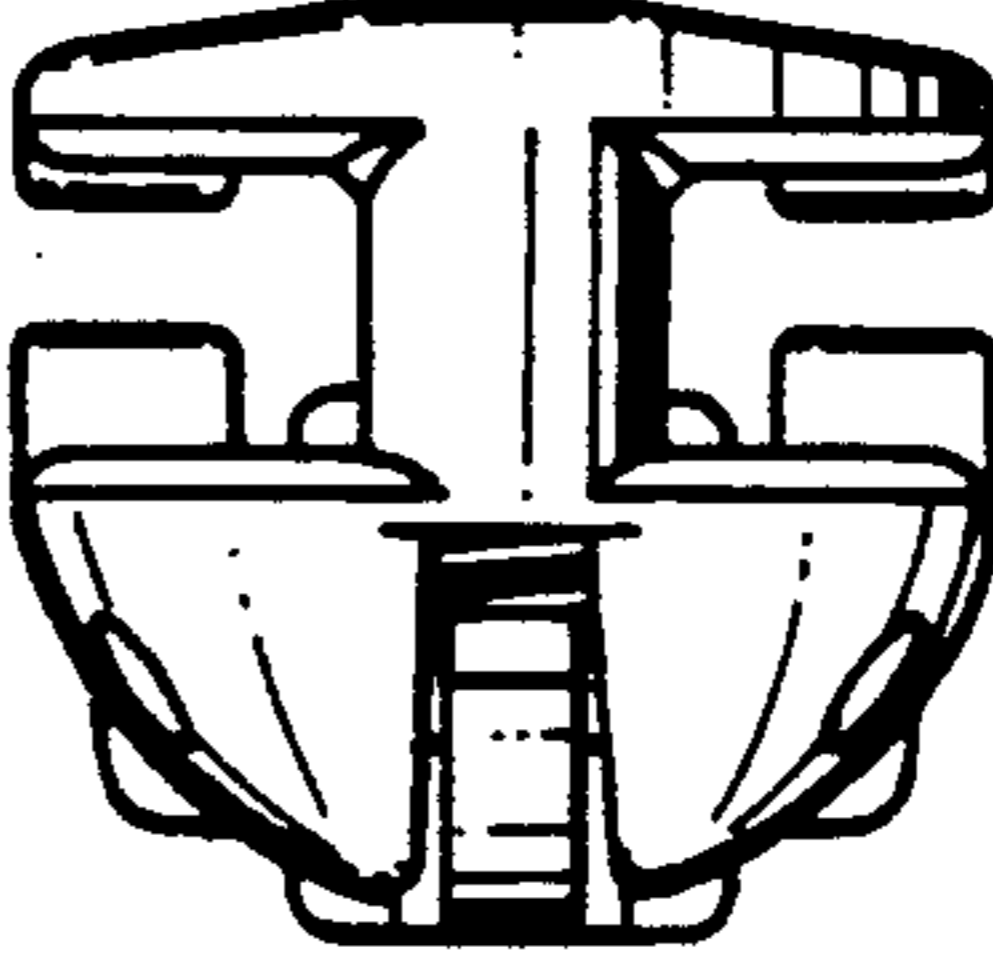


FIG. 4

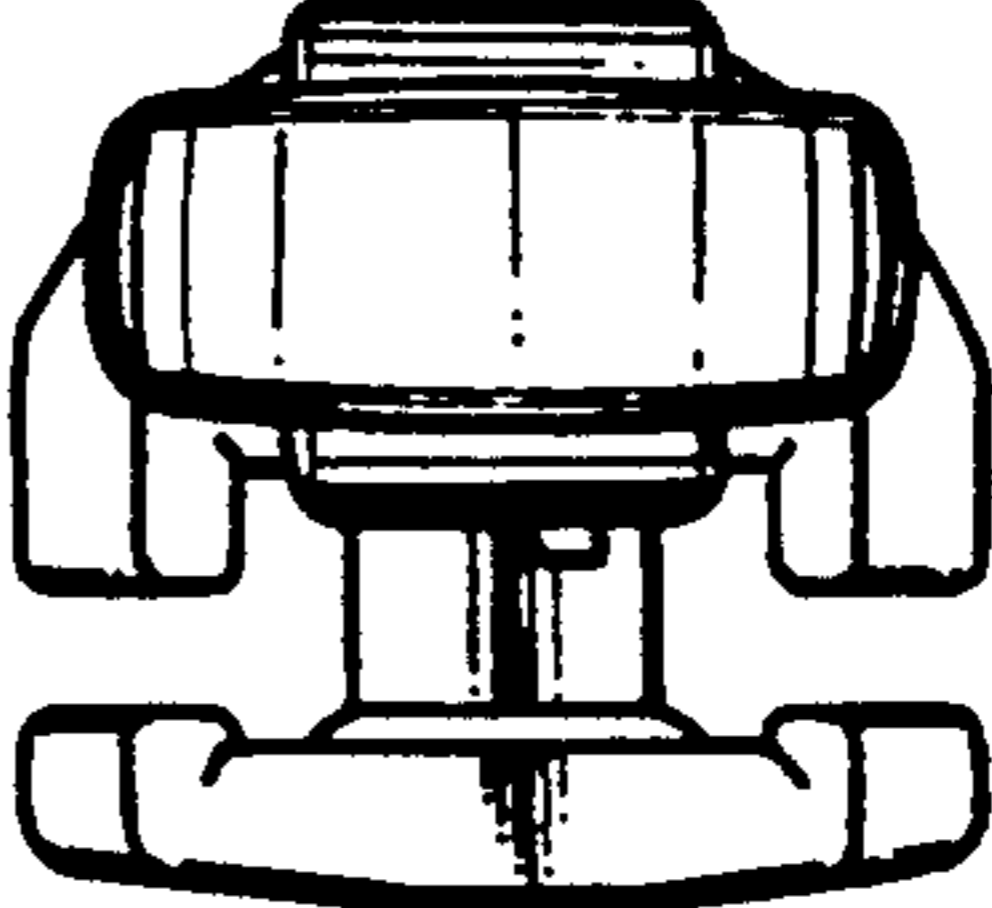


FIG. 7

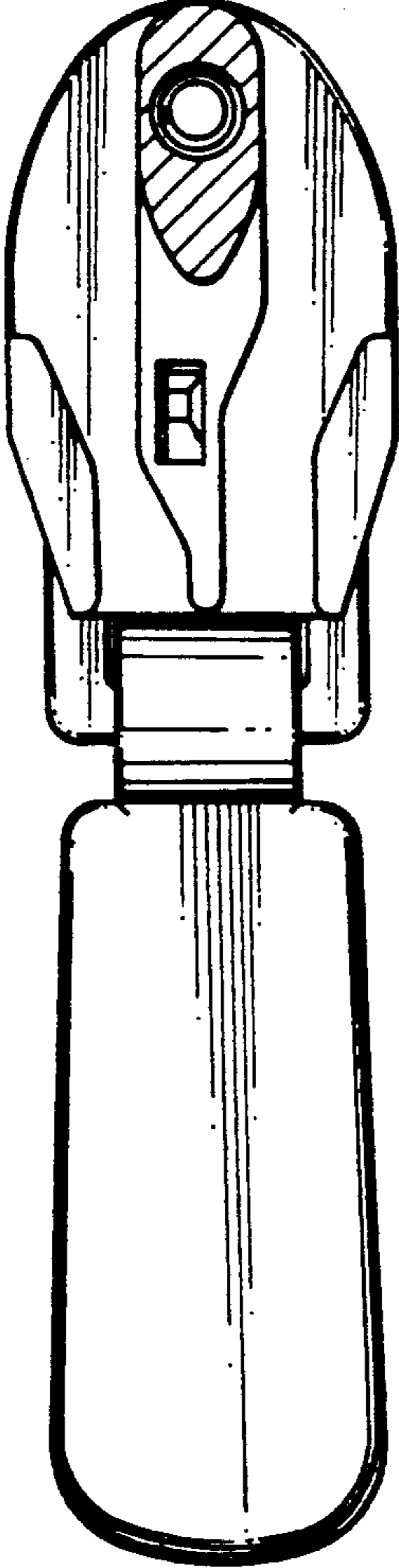


FIG. 6

