



US00D325002S

# United States Patent [19]

[11] Patent Number: **Des. 325,002**

**Brau**

[45] Date of Patent: **\*\* Mar. 31, 1992**

[54] **HAND HELD SIGNAL LIGHT FOR DIRECTING AIRCRAFT OR THE LIKE**

3,418,651 12/1968 Jacobson ..... 340/321  
3,622,776 11/1971 Wyrick ..... 362/202

[76] Inventor: **Scott J. Brau**, 16201 Pioneer Trail, Eden Prairie, Minn. 55347

*Primary Examiner*—Susan J. Lucas  
*Attorney, Agent, or Firm*—Leon Gilden

[\*\*] Term: **14 Years**

[57] **CLAIM**

[21] Appl. No.: **501,181**

The ornamental design for a hand held signal light for directing aircraft or the like, as shown and described.

[22] Filed: **Mar. 29, 1990**

[52] U.S. Cl. .... **D10/114; D26/49**

**DESCRIPTION**

[58] Field of Search ..... **D26/37-50; 362/157, 158, 183-208; D10/114; 340/321**

FIG. 1 is a front elevational view of the hand held signal light for directing aircraft or the like showing my new design;

[56] **References Cited**

**U.S. PATENT DOCUMENTS**

D. 313,194 12/1990 Franciso ..... D10/114  
2,591,269 4/1952 Lehoczki ..... D26/46 X  
2,611,019 9/1952 Warner ..... 340/321  
2,710,395 6/1955 Dolan, Sr. .... 340/321  
3,383,675 5/1968 Allardice et al. .... 340/321

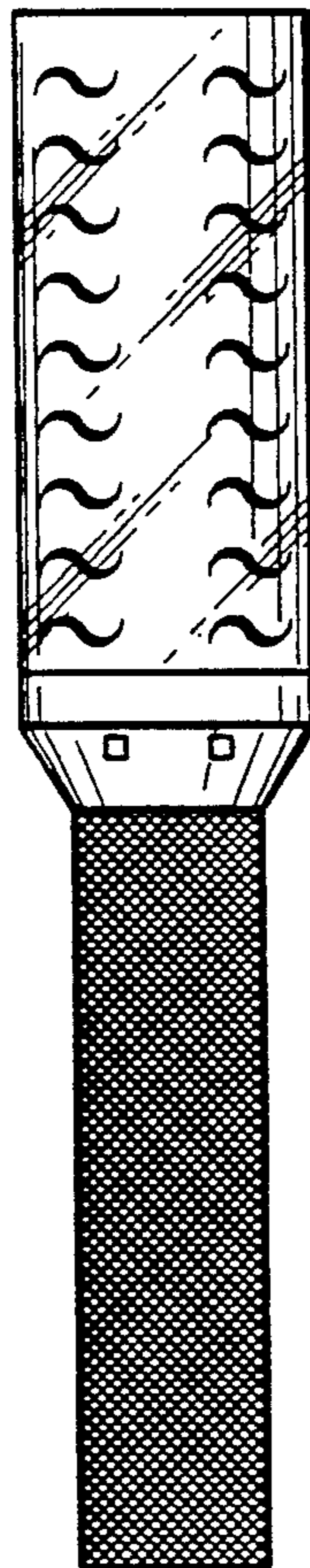
FIG. 2 is a rear elevational view thereof;

FIG. 3 is a left side elevational view thereof;

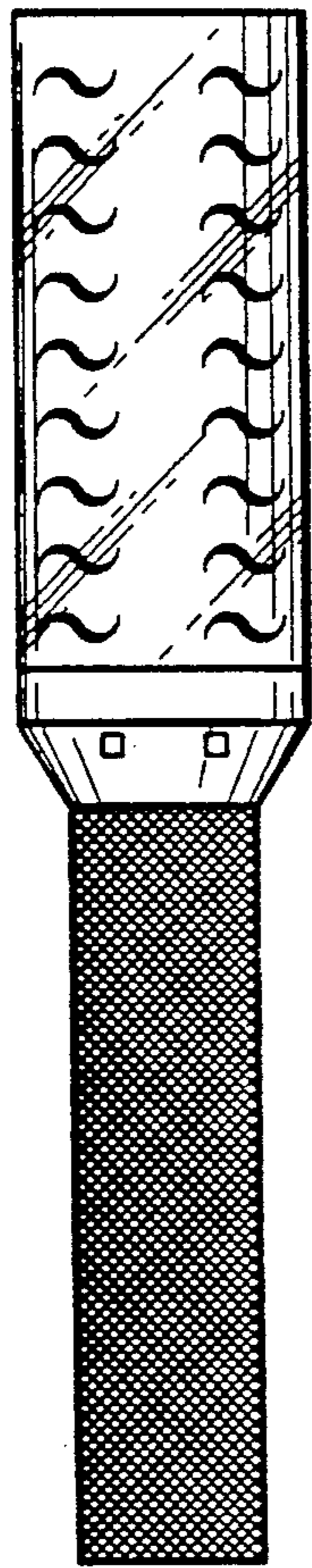
FIG. 4 is a right side elevational view thereof;

FIG. 5 is a top plan view thereof on an enlarged scale; and,

FIG. 6 is a bottom plan view thereof on an enlarged scale.



*FIG. 1*



*FIG. 2*

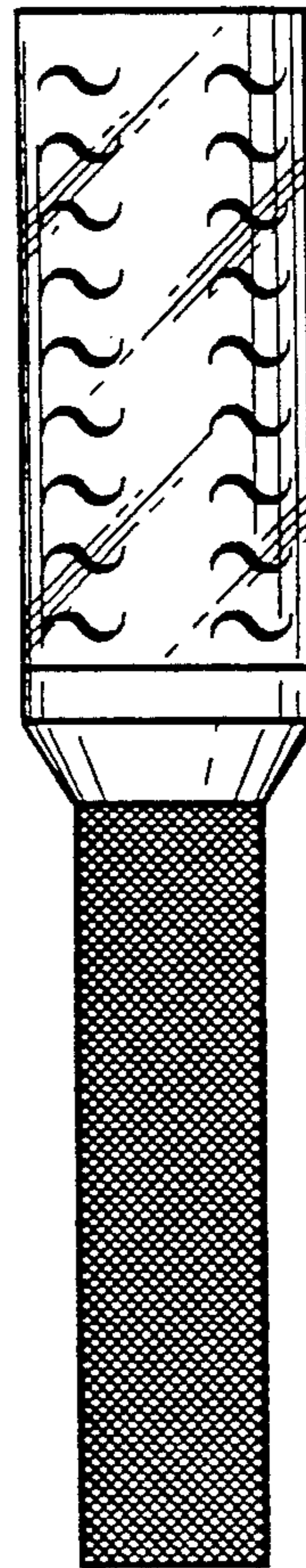


FIG. 3

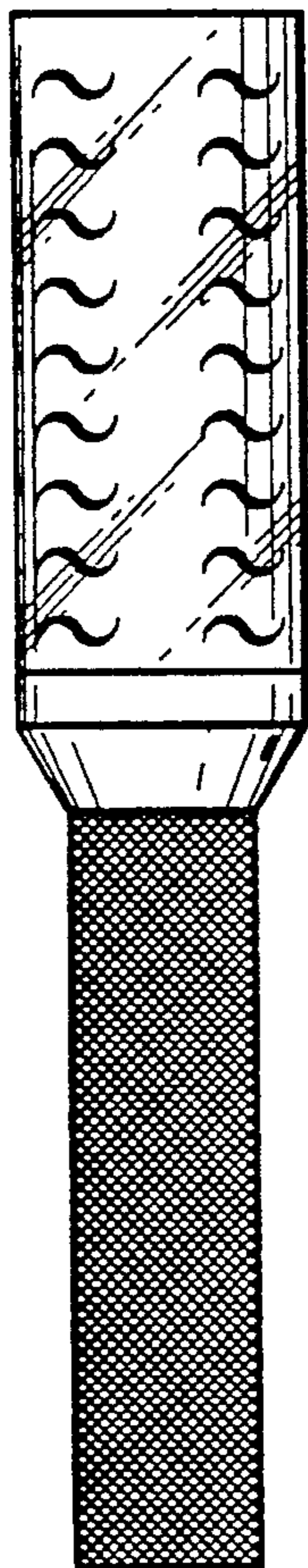


FIG. 4




FIG. 5

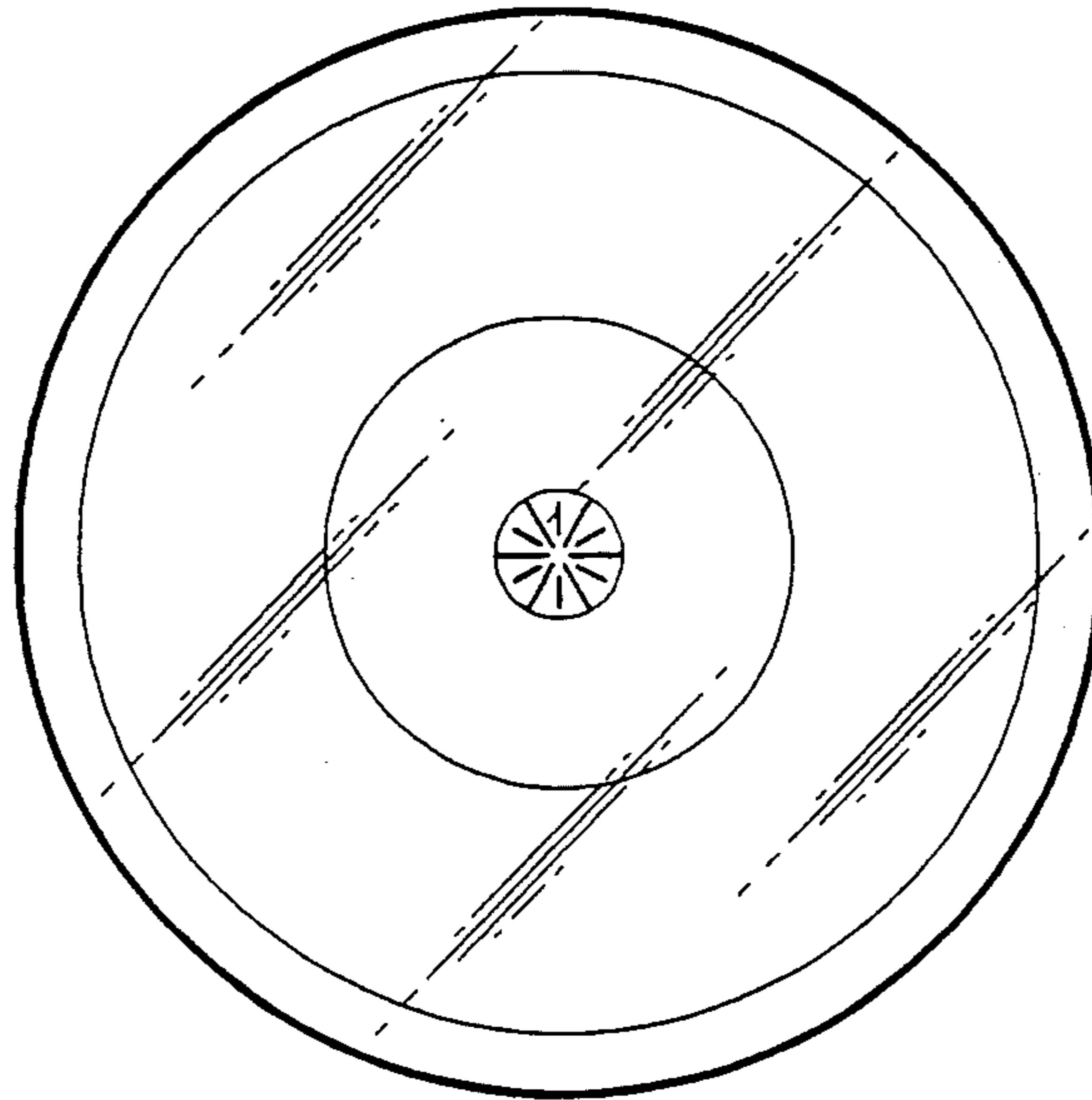


FIG. 6

