



US00D325001S

United States Patent [19]

[11] Patent Number: **Des. 325,001**

Patrizia

[45] Date of Patent: **** Mar. 31, 1992**

[54] **COMBINED WRISTWATCH AND STRAP**

D. 293,419 12/1987 Tanaka D10/30 X

[76] Inventor: **Farinola Patrizia**, Via Torino, 48,
20122 Milano, Italy

[**] Term: **14 Years**

[21] Appl. No.: **298,496**

[22] Filed: **Jan. 18, 1989**

[30] **Foreign Application Priority Data**

Jul. 25, 1988 [IT] Italy 21657/88[U]

[52] U.S. Cl. **D10/32**

[58] Field of Search **D10/30-39,**
D10/122-126; D11/1-4; 63/1.1-6;
224/164-180; 368/223-225, 239-242, 276-278,
280-283, 285, 294-296

[56] **References Cited**

U.S. PATENT DOCUMENTS

- D. 115,901 8/1939 Banick D10/30 X
- D. 158,694 5/1950 Santini D10/39
- D. 205,147 6/1966 Trudeau D10/33
- D. 244,012 4/1977 Cake et al. D10/31
- D. 266,058 9/1982 Kanoui D10/39

OTHER PUBLICATIONS

Swiss Watch & Jewelry Journal, Zodiac Pharaon,
11/1957, p. 443.

European Journal (watch located in lower right hand
cover), 2/1987, p. 108.

Primary Examiner—Bruce W. Dunkins

Assistant Examiner—Antoine D. Davis

Attorney, Agent, or Firm—Bucknam and Archer

[57] **CLAIM**

The ornamental design for a combined wristwatch and
strap, as shown.

DESCRIPTION

FIG. 1 is a front and right side perspective view of a
combined wristwatch and strap showing my new de-
sign;

FIG. 2 is a front elevational view;

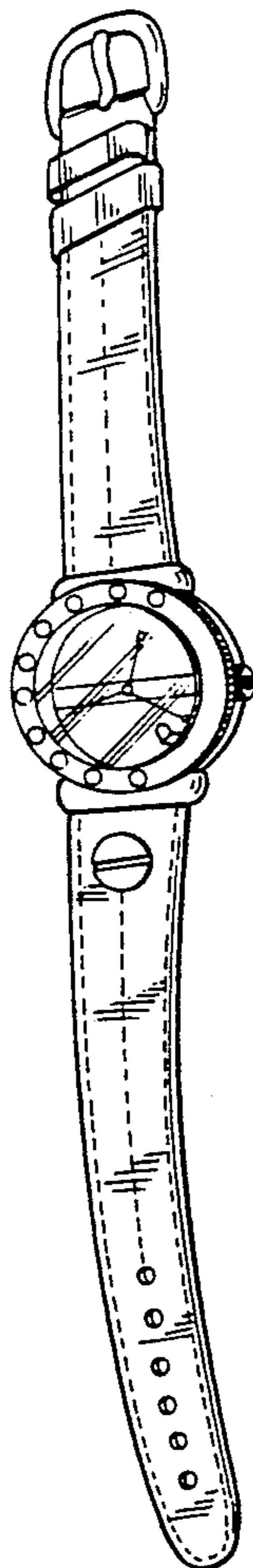
FIG. 3 is a rear elevational view;

FIG. 4 is a right side elevational view;

FIG. 5 is a left side elevational view;

FIG. 6 is a top plan view; and,

FIG. 7 is a bottom plan view thereof.



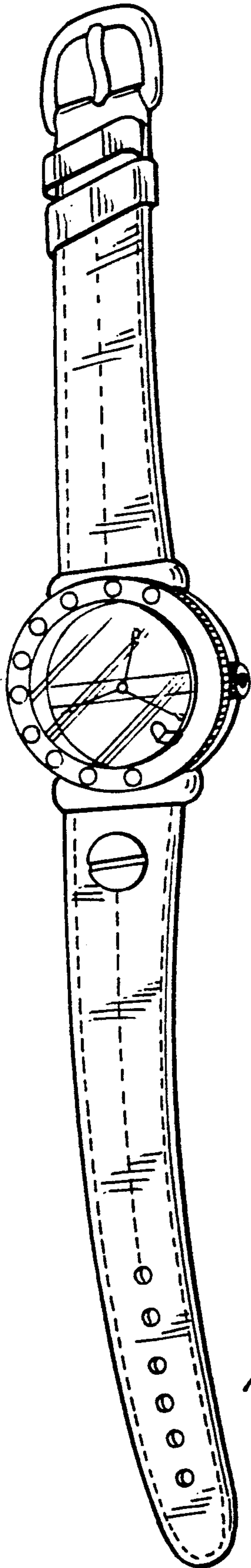


FIG. 1

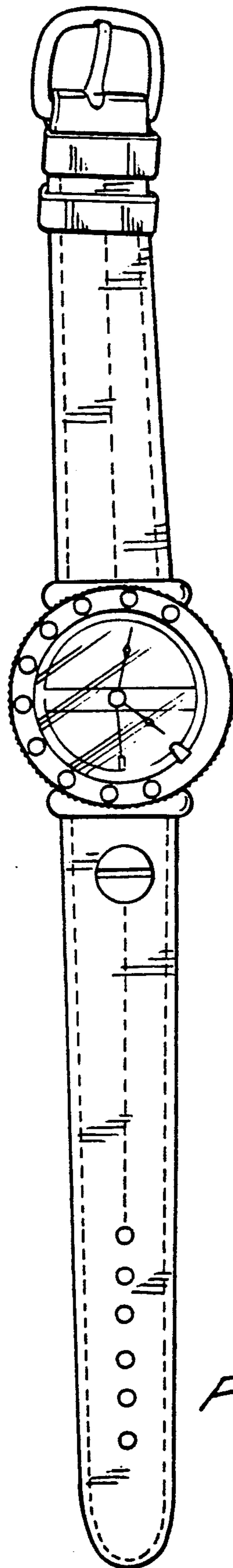


FIG. 2




FIG. 3



FIG. 4



FIG. 5



FIG. 6



FIG. 7