



US00D324991S

# United States Patent [19]

[11] Patent Number: **Des. 324,991**

Gary

[45] Date of Patent: **\*\* Mar. 31, 1992**

[54] **CLIP FOR MOUNTING A DECORATIVE LIGHT BRACKET ON A ROOF OR SIMILAR PLANAR SUPPORT SURFACE**

3,540,687	11/1970	Cova	248/316
3,578,282	5/1971	Olsen	248/309.1 X
3,595,511	7/1971	Summerville, Jr.	248/205.3 X
3,927,315	12/1975	Werry	240/52.1
4,491,902	1/1985	Cangelosi	248/231.4 X

[75] Inventor: **Lonnie F. Gary, Lubbock, Tex.**

[73] Assignee: **Gary Products Group, Inc., Lubbock, Tex.**

*Primary Examiner*—Susan J. Lucas  
*Attorney, Agent, or Firm*—Ross, Howison, Clapp & Korn

[\*\*] Term: **14 Years**

### [57] CLAIM

[21] Appl. No.: **310,417**

The ornamental design for a clip for mounting a decorative light bracket on a roof or similar planar support surface, as shown.

[22] Filed: **Feb. 13, 1989**

[52] U.S. Cl. .... **D8/354; D8/373**

[58] Field of Search ..... **D26/138, 140; D8/397, D8/395, 396, 354, 355, 349, 363, 366, 373, 380, 381; 362/396, 397; 806/398; 389/249, 250; 248/205.3, 206.5, 231.2, 231.4, 231.8, 237, 316.1, 316.7**

### DESCRIPTION

FIG. 1 is a side elevational view of a clip for mounting a decorative light bracket on a roof or similar planar support surface showing my new design; FIG. 2 is a front elevational view thereof; FIG. 3 is a top plan view thereof; FIG. 4 is a rear elevational view thereof; FIG. 5 is an inverted opposite side elevational view thereof; FIG. 6 is a bottom plan view thereof; and, FIG. 7 is a top perspective view thereof.

### [56] References Cited

#### U.S. PATENT DOCUMENTS

3,124,327	3/1964	Meszaros	248/204 X
3,275,818	9/1966	Campbell	248/206.5 X
3,479,636	11/1969	McBride	248/316.1 X

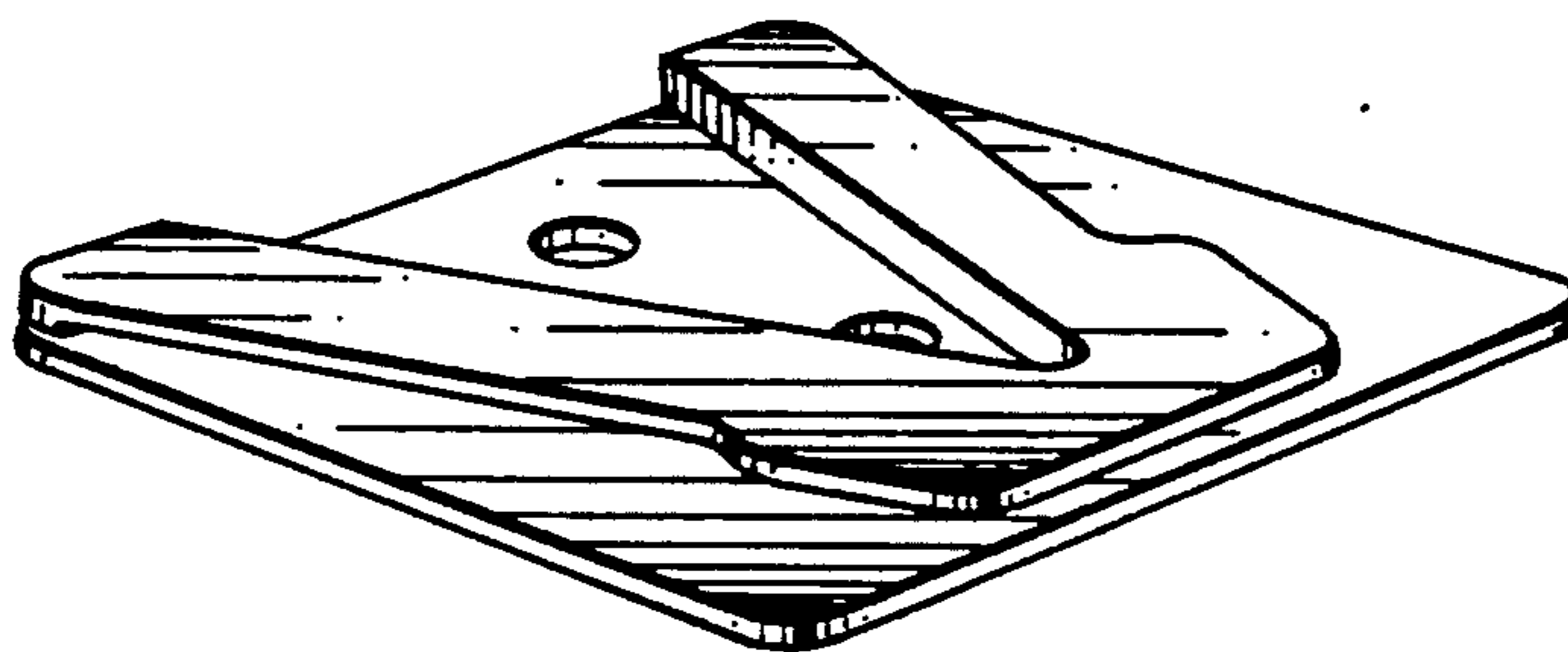


FIG. 1



FIG. 2



FIG. 3

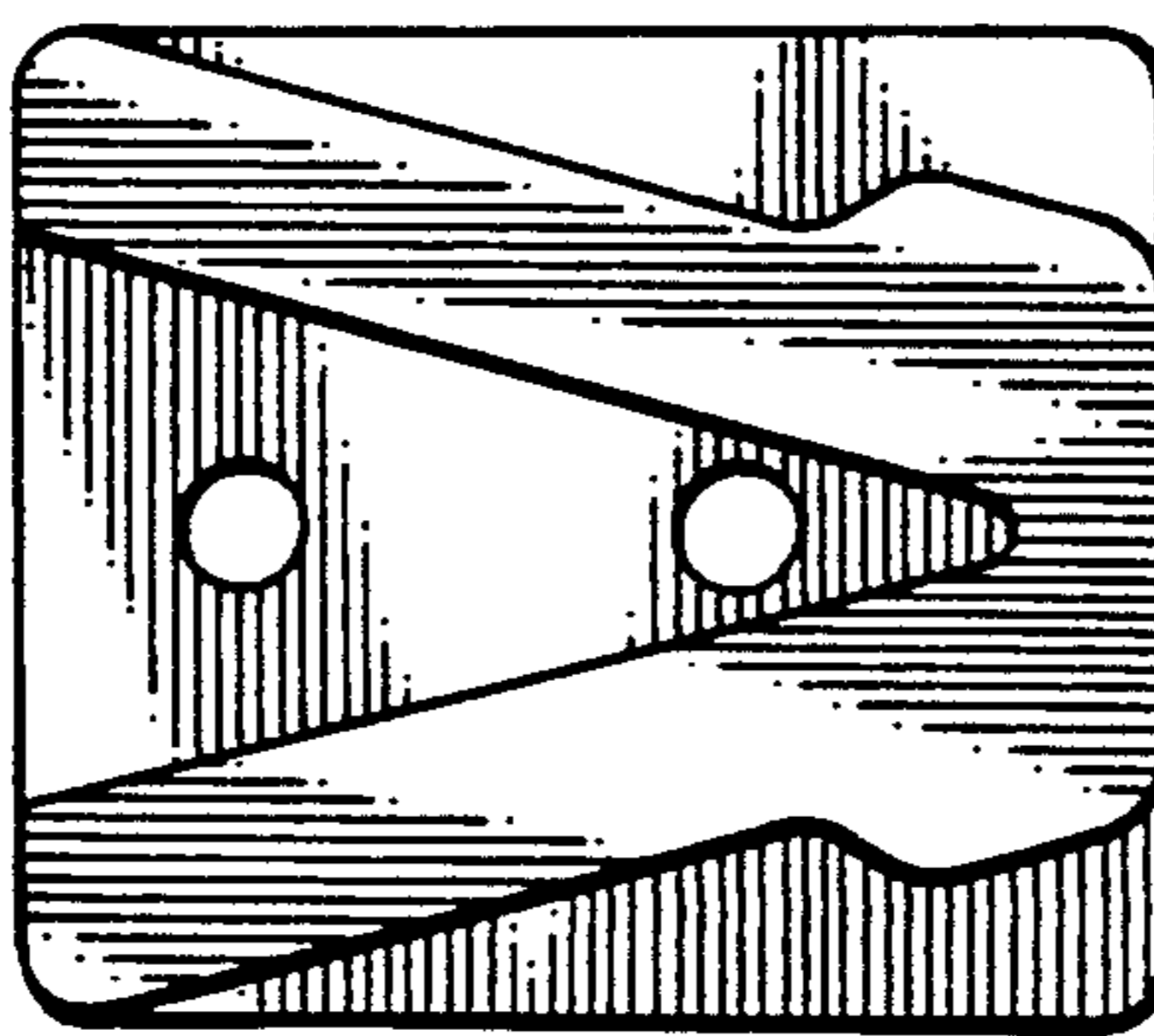


FIG. 4



FIG. 5

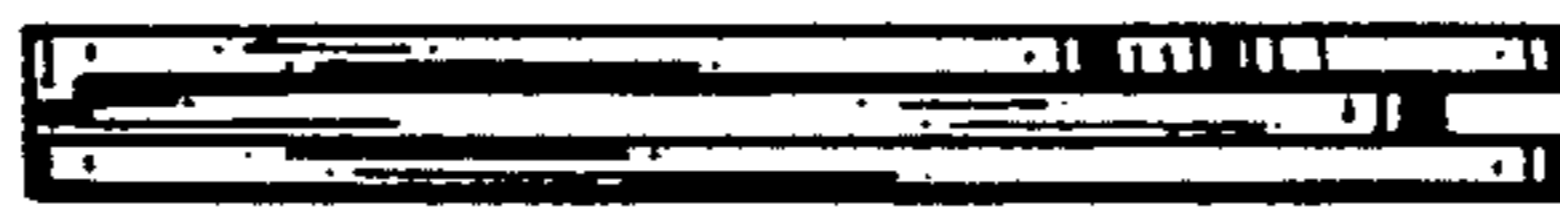
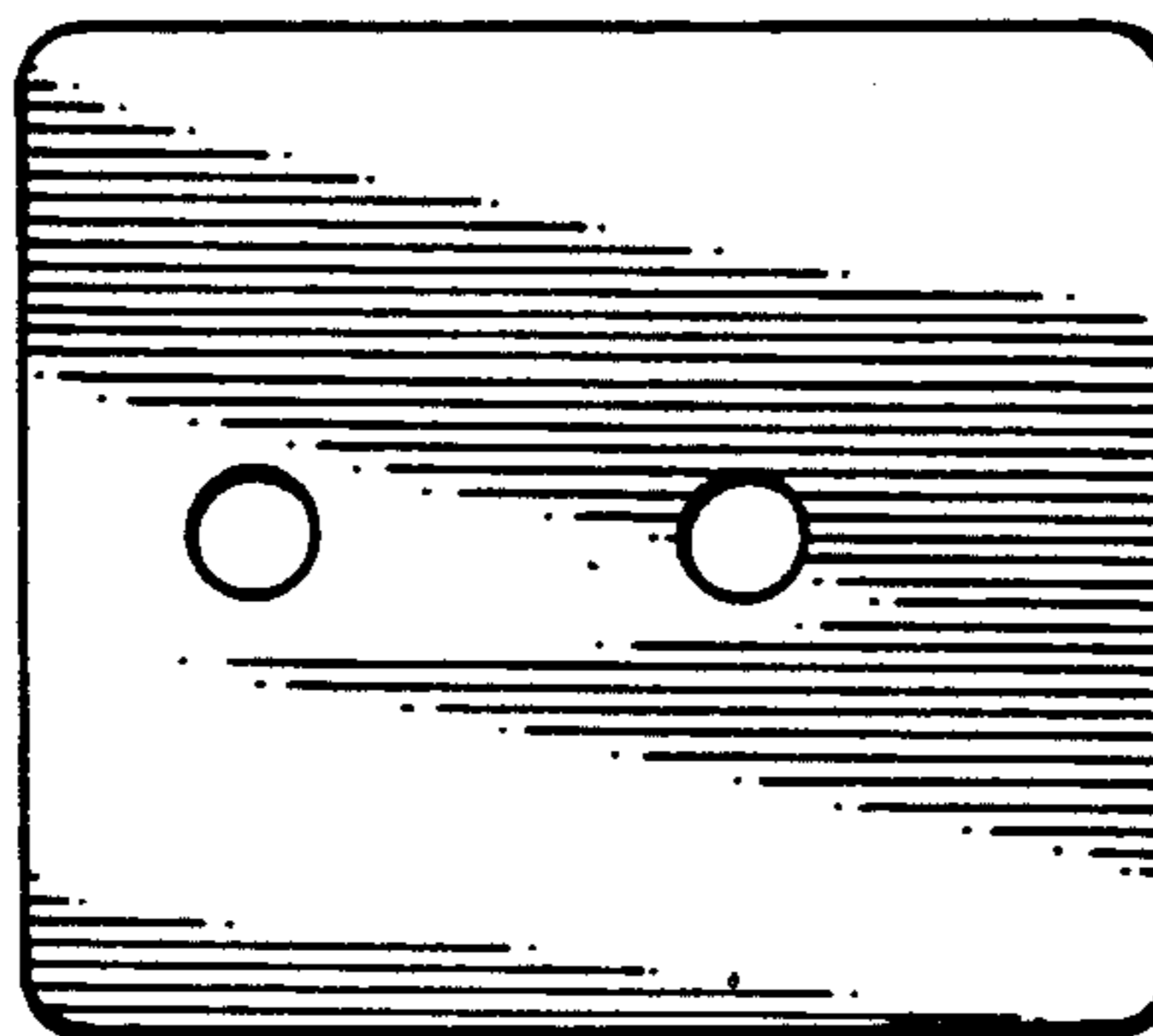


FIG. 6



**FIG. 7**

