



US00D324990S

# United States Patent [19]

[11] Patent Number: **Des. 324,990**

Gary

[45] Date of Patent: **\*\* Mar. 31, 1992**

[54] **LIGHT SUPPORT BRACKET**

[56] **References Cited**

[75] Inventor: **Lonnie F. Gary, Lubbock, Tex.**

### U.S. PATENT DOCUMENTS

[73] Assignee: **Gary Products Group, Inc., Lubbock, Tex.**

D. 227,742	7/1973	Logsdon .....	D8/354
D. 319,575	9/1991	Young .....	D26/138
2,644,383	7/1953	Meditz .....	248/229 X
3,599,918	12/1969	Patchett .....	362/396 X

[\*\*] Term: **14 Years**

*Primary Examiner*—Susan J. Lucas  
*Attorney, Agent, or Firm*—Ross, Howison, Clapp & Korn

[21] Appl. No.: **486,275**

### [57] CLAIM

The ornamental design for light support bracket, as shown and described.

[22] Filed: **Feb. 27, 1990**

### DESCRIPTION

[52] U.S. Cl. .... **D8/354; D26/138**

[58] Field of Search ..... **D8/349; 376/354; 380/356; 382/363; 378/355; 394/366; 395/371; 396/372, 373; D26/138, 140; 362/396, 249, 250; 24/336, 339, 530, 545, 570; 248/205.1, 205.5, 206.2, 236, 237, 225.31, 208, 106, 314, 300; 248/316.1, 316.7, 229, 230, 231**

FIG. 1 is a perspective view of the light support bracket showing my new design;

FIG. 2 is a front elevational view thereof;

FIG. 3 is a rear elevational view thereof;

FIG. 4 is a top plan view thereof;

FIG. 5 is a right side elevational view thereof; and,

FIG. 6 is a bottom plan view thereof.

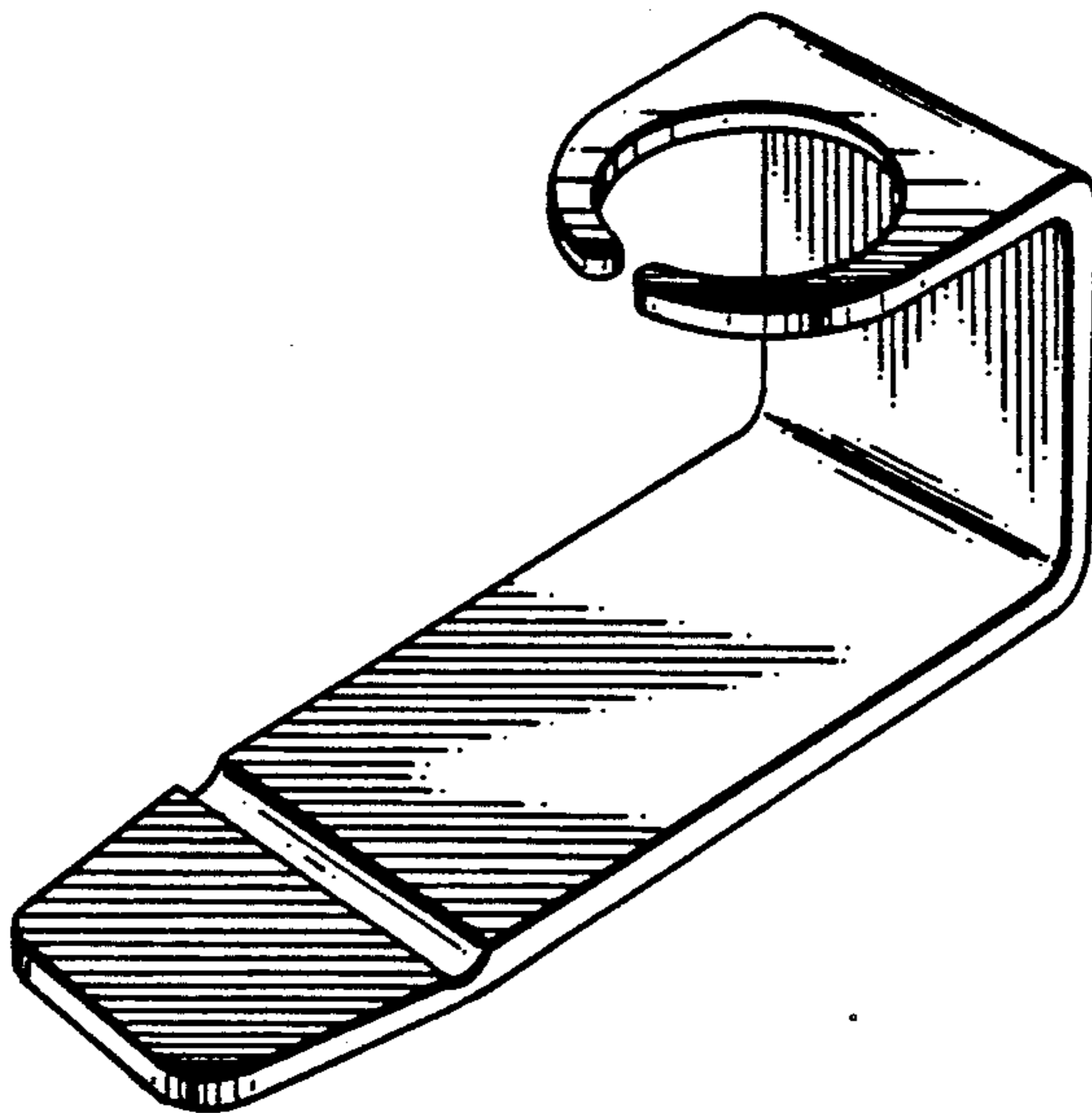


FIG. 1

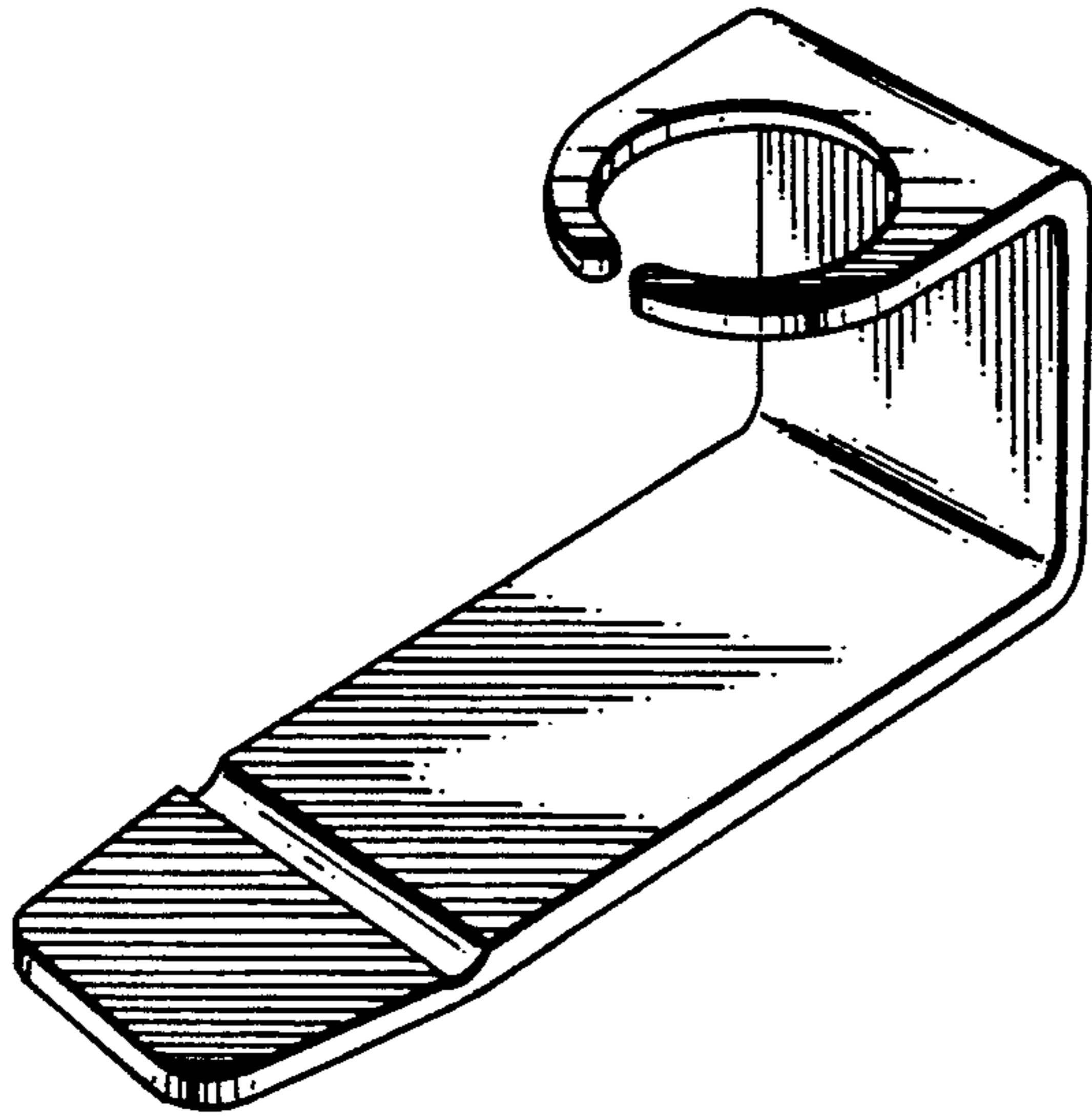


FIG. 2



FIG. 3




FIG. 4




FIG. 5




FIG. 6

