



US00D324989S

# United States Patent [19]

[11] Patent Number: **Des. 324,989**

Best et al.

[45] Date of Patent: **\*\* Mar. 31, 1992**

- [54] **PORTION OF A KEY BLADE BLANK**
- [75] Inventors: **Walter E. Best; Timothy R. Bjornson,**  
both of Indianapolis; **James W. Borgmann, Carmel; Gary R. Jacobs,**  
Indianapolis, all of Ind.
- [73] Assignee: **Best Lock Corporation, Indianapolis,**  
Ind.
- [\*\*] Term: **14 Years**
- [21] Appl. No.: **677,756**
- [22] Filed: **Mar. 29, 1991**
- [52] U.S. Cl. .... **D8/347**
- [58] Field of Search ..... **D8/347-348;**  
**70/393, 402, 405-407, 419-420, 347-348,**  
**355-356, 357, DIG. 14**

4,964,288 10/1990 Braun et al. .... 70/406

### FOREIGN PATENT DOCUMENTS

- 258614 4/1965 Australia ..... 70/406
- 220505 8/1961 Austria ..... 70/406
- 88591 2/1960 Denmark ..... 70/406
- 305953 3/1989 European Pat. Off. .... 70/406
- 1355188 6/1974 United Kingdom ..... 70/406

### OTHER PUBLICATIONS

- Ico Unican Corp. Catalogue No. 60R (1984) Key Blank #1178, (p. 2).
- Ico Unican Corp. Catalogue No. 60R (1984) Key Blank #D1054KA, (p. 8).
- Ico Unican Corp. Catalogue No. 60R (1984) Key Blank #1054HT, (p. 13).

*Primary Examiner*—Brian N. Vinson  
*Attorney, Agent, or Firm*—Barnes & Thornburg

[56] **References Cited**  
**U.S. PATENT DOCUMENTS**

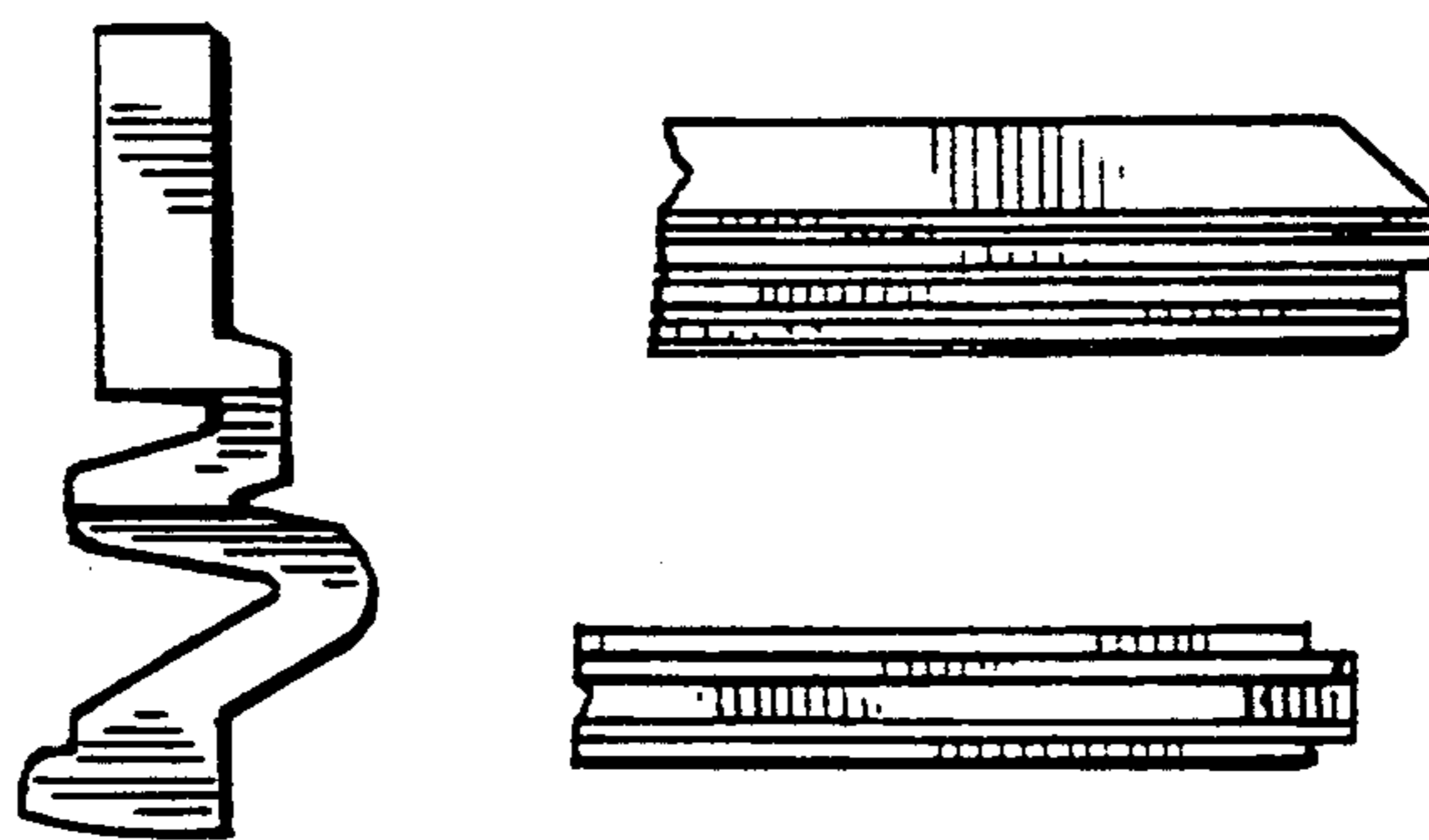
- D. 95,077 4/1935 Schlage ..... D8/347
- D. 278,880 5/1985 Widen ..... D8/347
- 1,782,464 11/1930 Falk ..... 70/406
- 2,059,129 10/1936 Maxwell et al. .... 70/419 X
- 2,803,959 8/1957 Schlage ..... 70/347 X
- 3,499,304 3/1970 Naujoks ..... 70/406
- 3,605,463 9/1971 Epstein ..... 70/419 X
- 4,608,842 9/1986 Tietz ..... 70/419 X
- 4,683,740 8/1987 Errani ..... 70/419
- 4,787,225 11/1988 Häuser ..... 70/407 X

[57] **CLAIM**

The ornamental design for a portion of a key blade blank, as shown and described.


### DESCRIPTION

FIG. 1 is a front elevational view of a portion of a key blade blank showing our new design; FIG. 2 is a reduced left side elevational view thereof; FIG. 3 is a reduced right side elevational view thereof; FIG. 4 is a reduced top plan view thereof; and, FIG. 5 is a reduced bottom plan view thereof.







*FIG. 2*



*FIG. 1*



*FIG. 3*



*FIG. 4*



*FIG. 5*