



US00D324984S

United States Patent [19]

[11] Patent Number: **Des. 324,984**

Massey

[45] Date of Patent: **** Mar. 31, 1992**

[54] **GRIPPING TOOL**

[76] Inventor: **Herbert W. J. Massey**, 124 B Grace Road, Tauranga, New Zealand

[**] Term: **14 Years**

[21] Appl. No.: **384,523**

[22] Filed: **Jul. 25, 1989**

[30] **Foreign Application Priority Data**

Feb. 3, 1989 [NZ] New Zealand 22413

[52] U.S. Cl. **D8/71**

[58] Field of Search D8/70, 71, 105, 106, D8/72, 74; 173/90, 94, 98; 81/44; 227/147, 119

[56] **References Cited**

U.S. PATENT DOCUMENTS

| | | | |
|-----------|--------|---------------|---------|
| 3,729,035 | 4/1973 | Manzanarez | 81/44 |
| 4,079,764 | 3/1978 | Hayes | 81/44 |
| 4,201,258 | 5/1980 | Elmore et al. | 81/44 |
| 4,385,428 | 5/1983 | Morris | 227/147 |

| | | | |
|-----------|---------|-------------|---------|
| 4,390,050 | 6/1983 | Whitney | 227/147 |
| 4,422,489 | 12/1983 | Ross | 81/44 |
| 4,631,985 | 12/1986 | Roberts | 81/44 |
| 4,667,747 | 5/1987 | Fall et al. | 81/44 |

Primary Examiner—Nelson C. Holtje
Assistant Examiner—J. H. Musbrove
Attorney, Agent, or Firm—Wegner, Cantor, Mueller & Player

[57] **CLAIM**

The ornamental design for a gripping tool, as shown and described.

DESCRIPTION

FIG. 1 is a top plan view of a gripping tool showing new design;
FIG. 2 is a side elevational view the opposite side being a mirror image;
FIG. 3 is a front elevational view;
FIG. 4 is a rear elevational view;
FIG. 5 is a top front left side perspective view; and,
FIG. 6 is a top rear left side-perspective view thereof.

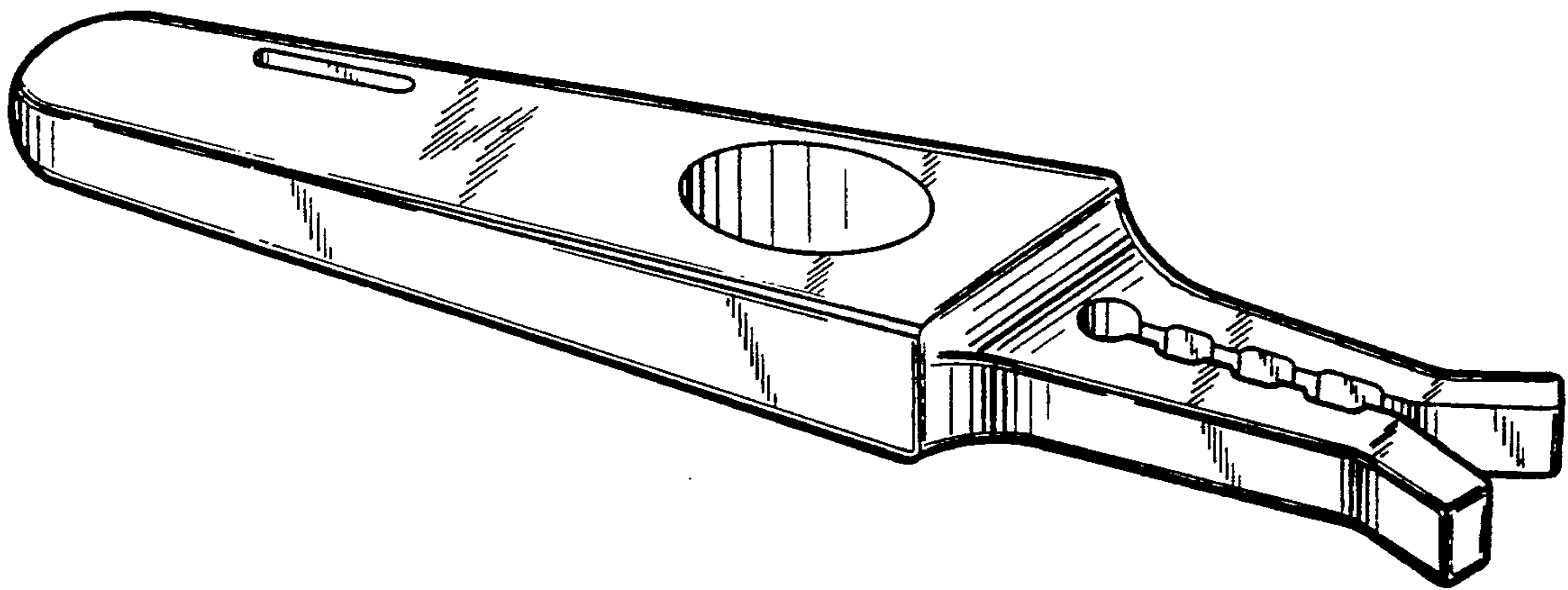


FIG. 1

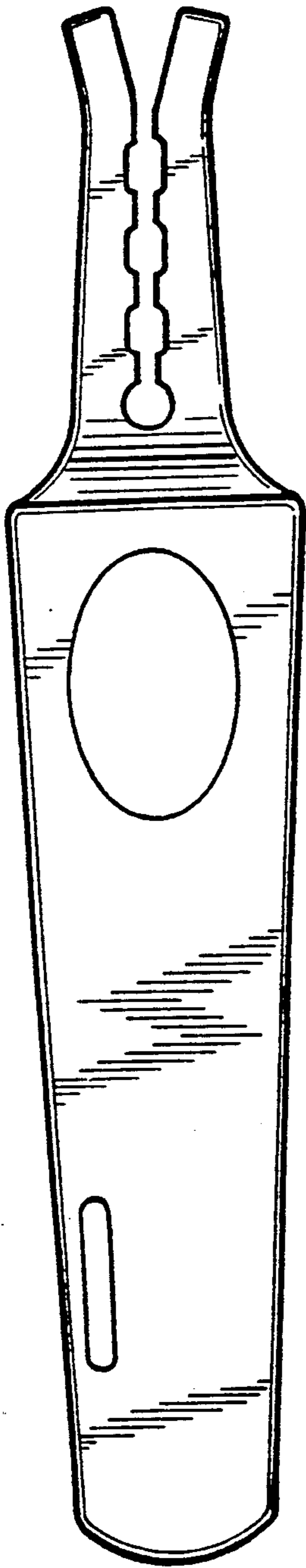


FIG. 3




FIG. 4




FIG. 2



FIG. 5

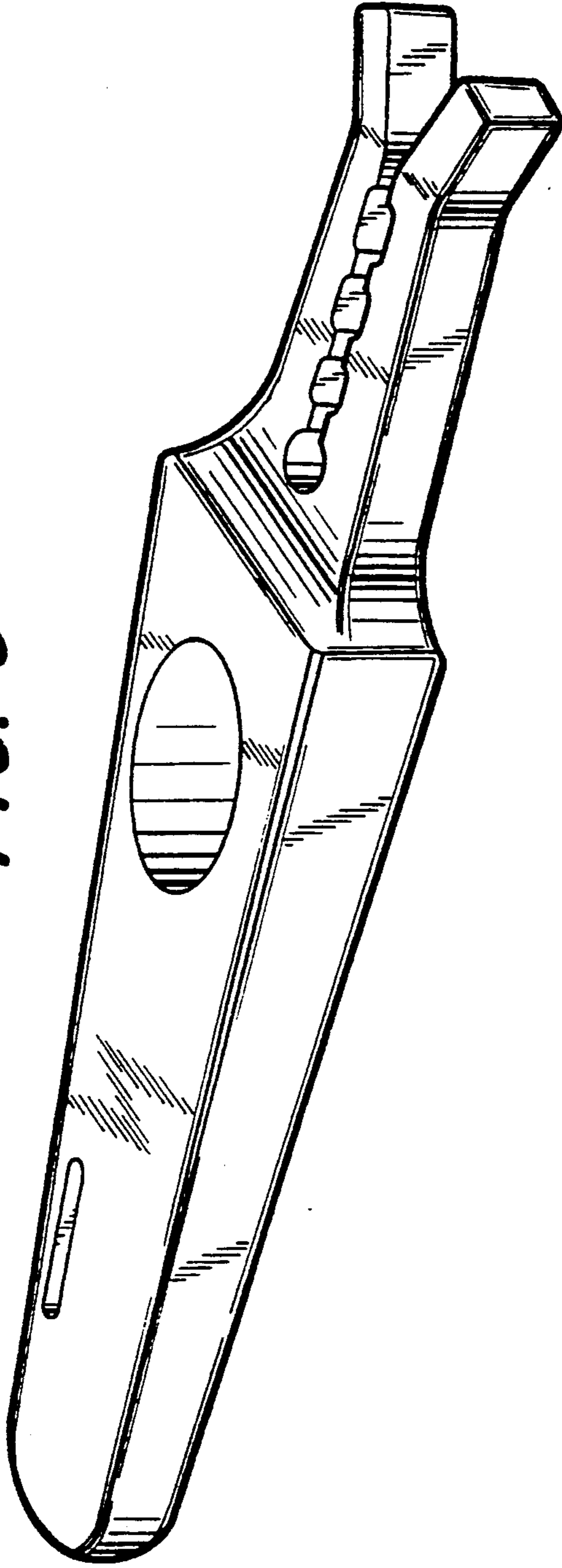


FIG. 6

