



US00D324974S

United States Patent [19]

[11] Patent Number: **Des. 324,974**

Unger

[45] Date of Patent: **** Mar. 31, 1992**

[54] **BOUILLON CUP OR SIMILAR ARTICLE**

[56] **References Cited**

[75] Inventor: **Steve A. Unger, Manilus, N.Y.**

U.S. PATENT DOCUMENTS

- D. 100,852 8/1936 Cowan D7/536
- D. 167,936 10/1952 Folley D7/535
- D. 266,298 9/1982 Moskal D7/521

[73] Assignee: **Syracuse China Corporation,
Syracuse, N.Y.**

OTHER PUBLICATIONS

Jackson China, ©1972 postmarked 6-6-75, p. 7, "Swirl"-handled and unhandled cups at top.

[*] Notice: The portion of the term of this patent subsequent to Oct. 15, 2008 has been disclaimed.

Primary Examiner—Winifred E. Herrmann
Attorney, Agent, or Firm—Cushman, Darby & Cushman

[**] Term: **14 Years**

[57] CLAIM

The ornamental design for the bouillon cup or similar article, as shown and described.

[21] Appl. No.: **321,325**

DESCRIPTION

[22] Filed: **Mar. 10, 1989**

[52] U.S. Cl. **D7/523; D7/584**

[58] Field of Search **D7/509-514,
D7/519-521, 523, 533-536, 531, 532, 396.4,
396.5, 584, 585**

FIG. 1 is a side elevational view of a bouillon cup or similar article showing my new design, the undisclosed sides are identical hereto;

FIG. 2 is a top plan view thereof;

FIG. 3 is a cross-sectional view thereof taken along line 3-3 of FIG. 2; and,

FIG. 4 is a bottom plan view thereof.

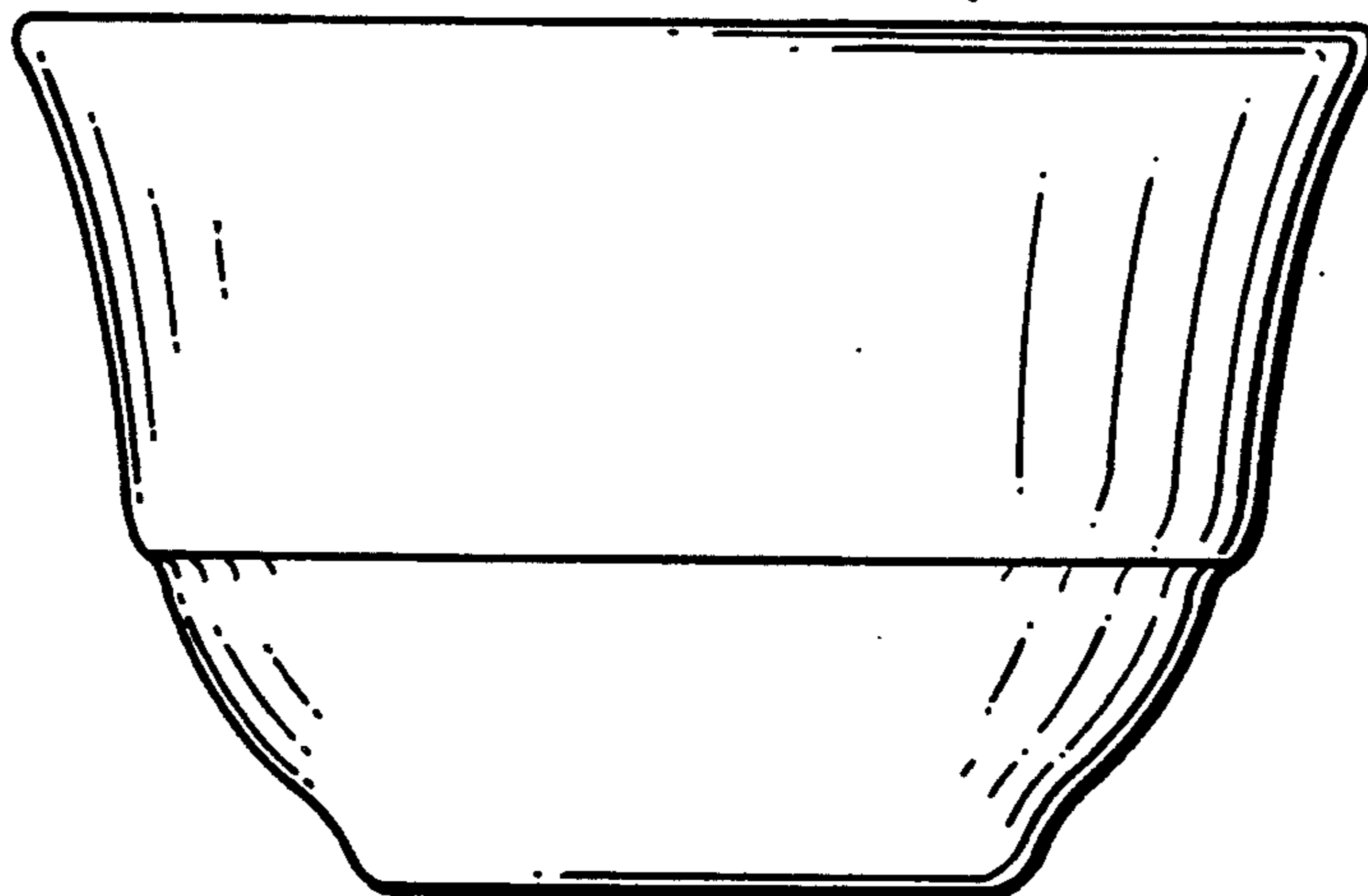


FIG. 1




FIG. 3

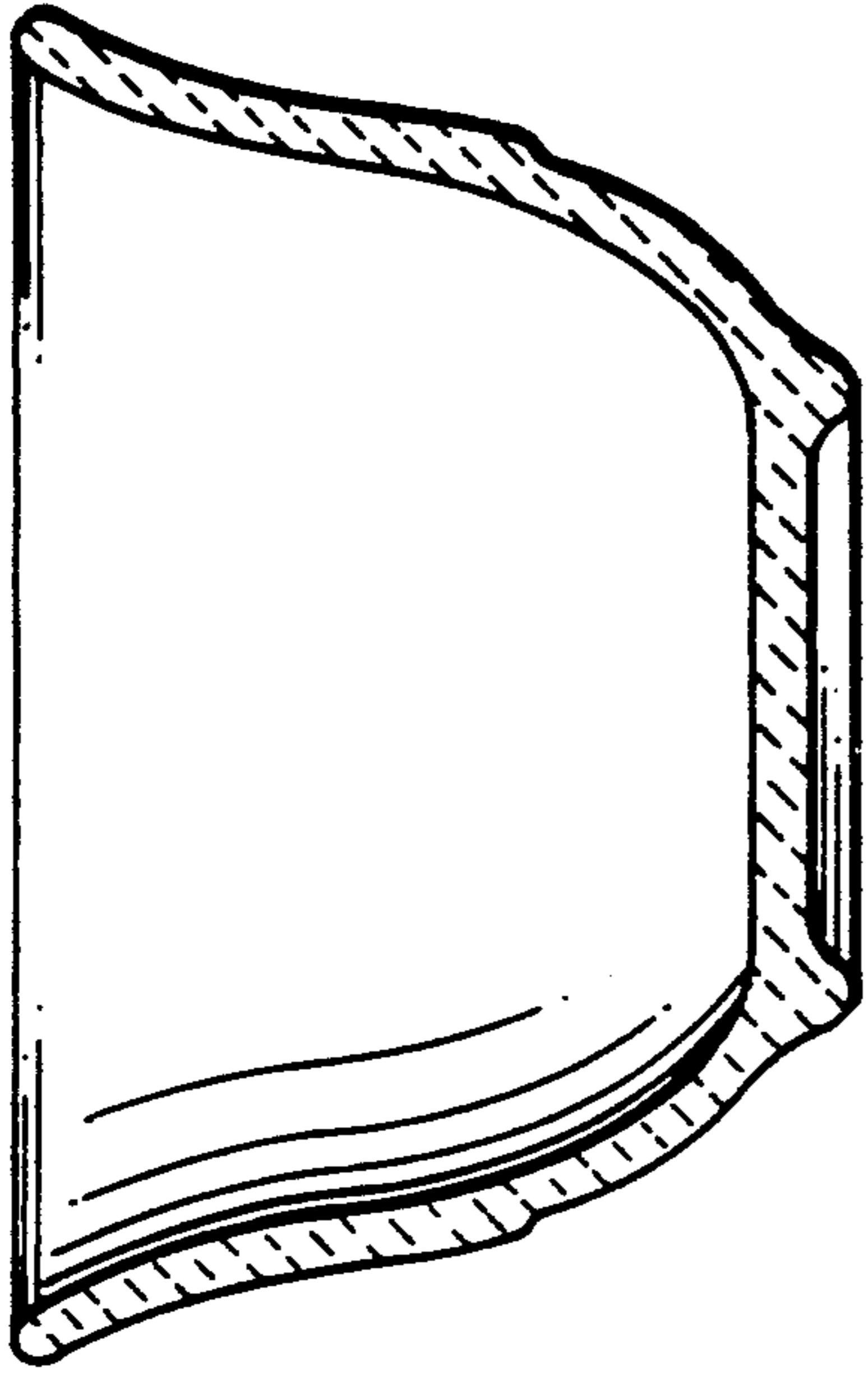


FIG. 2

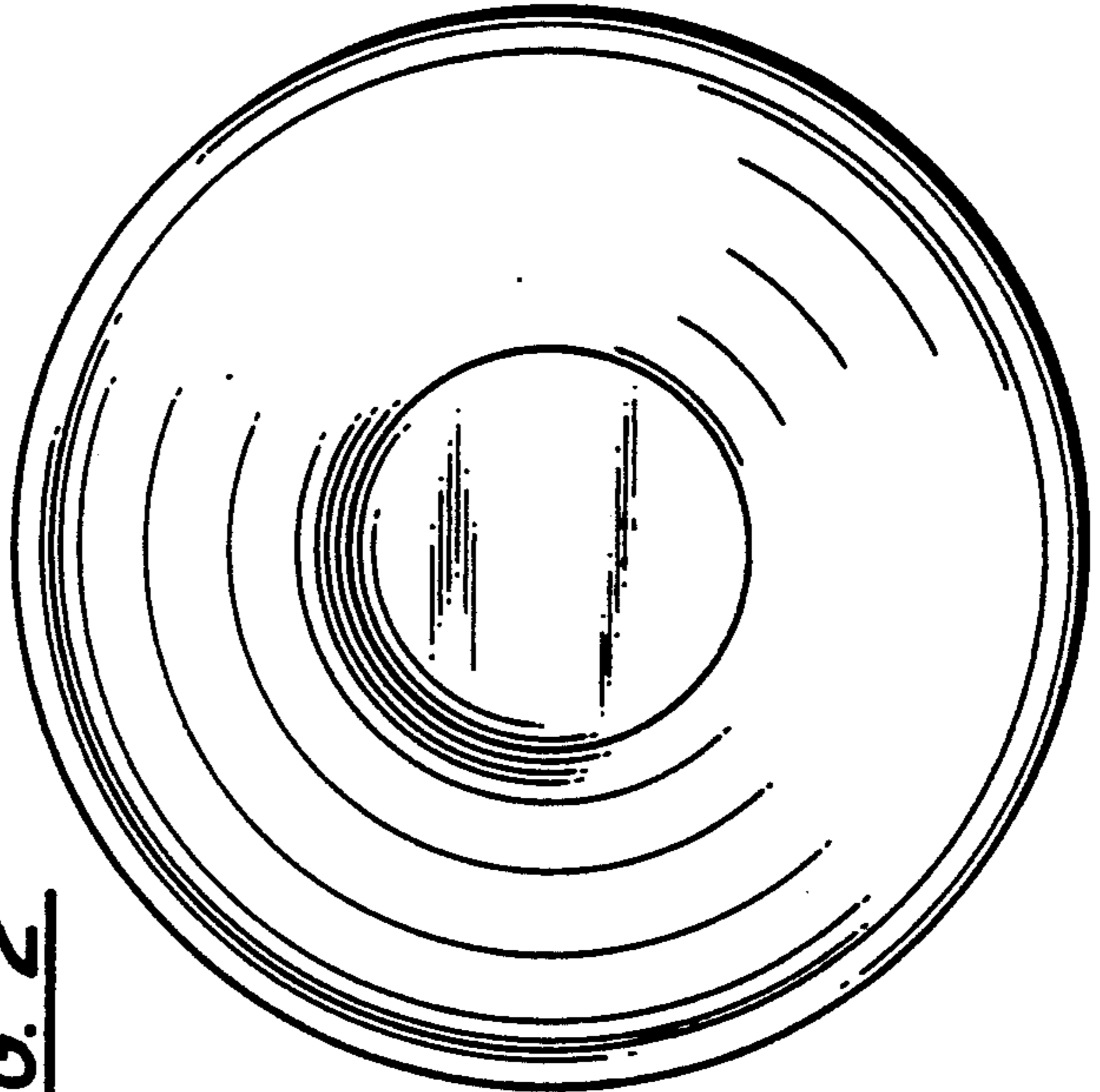


FIG. 4

