



US00D324966S

United States Patent [19] Buffington

[11] Patent Number: **Des. 324,966**
[45] Date of Patent: **** Mar. 31, 1992**

[54] **DISPLAY STAND**

[76] Inventor: **Jesse D. Buffington**, Rte. 3, Box 654,
Trenton, Ga. 30752

[**] Term: **14 Years**

[21] Appl. No.: **301,267**

[22] Filed: **Jan. 24, 1989**

[52] U.S. Cl. **D6/457; D6/458**

[58] Field of Search **D6/449, 455, 457, 458,
D6/459, 460, 461, 451, 467, 410, 411; 211/13,
163, 71, 113**

[56] **References Cited**

U.S. PATENT DOCUMENTS

D. 85,303	10/1931	Peterson .	
D. 201,331	6/1965	Ullmann	D6/457
D. 214,922	8/1969	Schier	D6/455 X
D. 239,346	3/1976	Scherzer et al.	D6/451
1,870,643	8/1932	Peterson	211/163
2,116,386	5/1938	Copeland	211/13
2,400,058	5/1946	Concannon .	
2,532,021	11/1950	Gunderson .	
2,532,022	11/1950	Gunderson .	
2,547,531	4/1951	Melvin et al. .	
2,583,092	1/1952	Dreyfus, Jr. .	

2,707,566	5/1955	Eaton et al.	211/163
2,913,843	11/1959	Wittick	D6/457 X
2,964,198	12/1960	Eisbart .	
3,967,346	7/1976	Young, Jr. .	
4,291,810	9/1981	Rulenstein .	
4,461,387	7/1984	Belokin, Jr.	211/71

Primary Examiner—Donald P. Walsh

Assistant Examiner—Jeffrey Asch

Attorney, Agent, or Firm—Shoemaker and Mattare, Ltd.

[57] **CLAIM**

The ornamental design for a display stand, as shown and described.

DESCRIPTION

FIG. 1 is a side elevational view of a display stand showing my new design;
 FIG. 2 is a top plan view thereof;
 FIG. 3 is a bottom plan view thereof;
 FIG. 4 is a fragmentary elevational view taken along line 4—4 of FIG. 1 and looking in the direction of the arrows thereof; and,
 FIG. 5 is an enlarged fragmentary top and side perspective view thereof showing the clip members in greater detail.

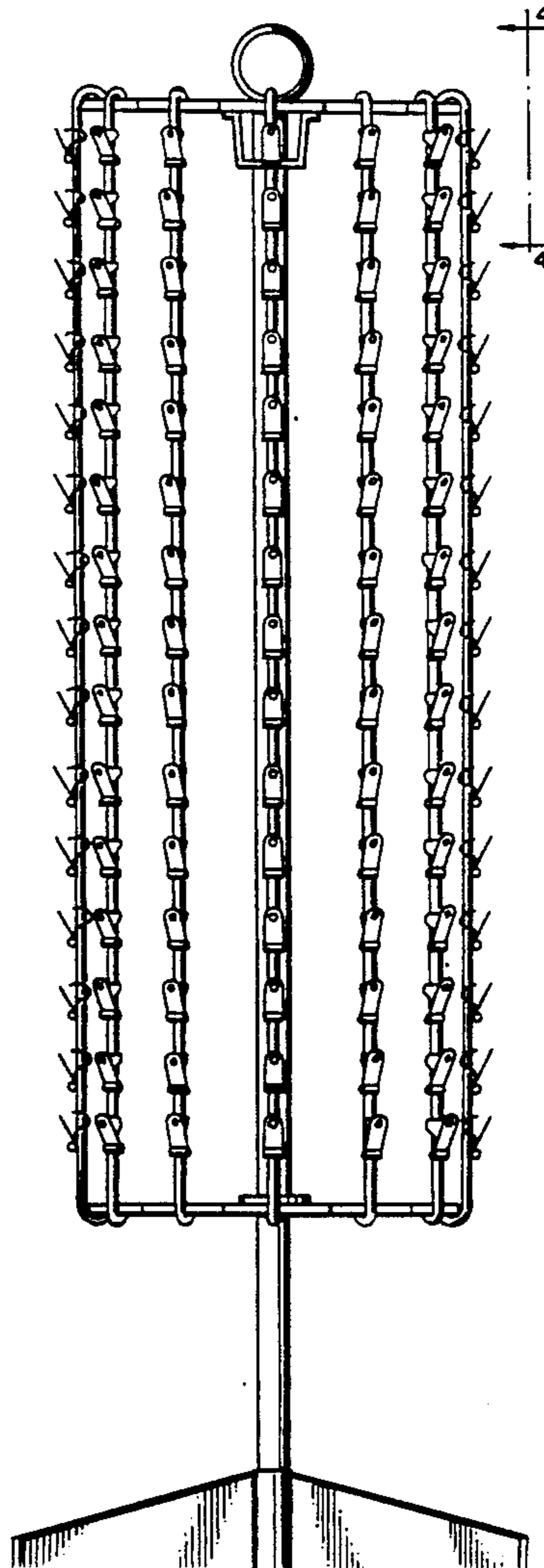


FIG. 1.

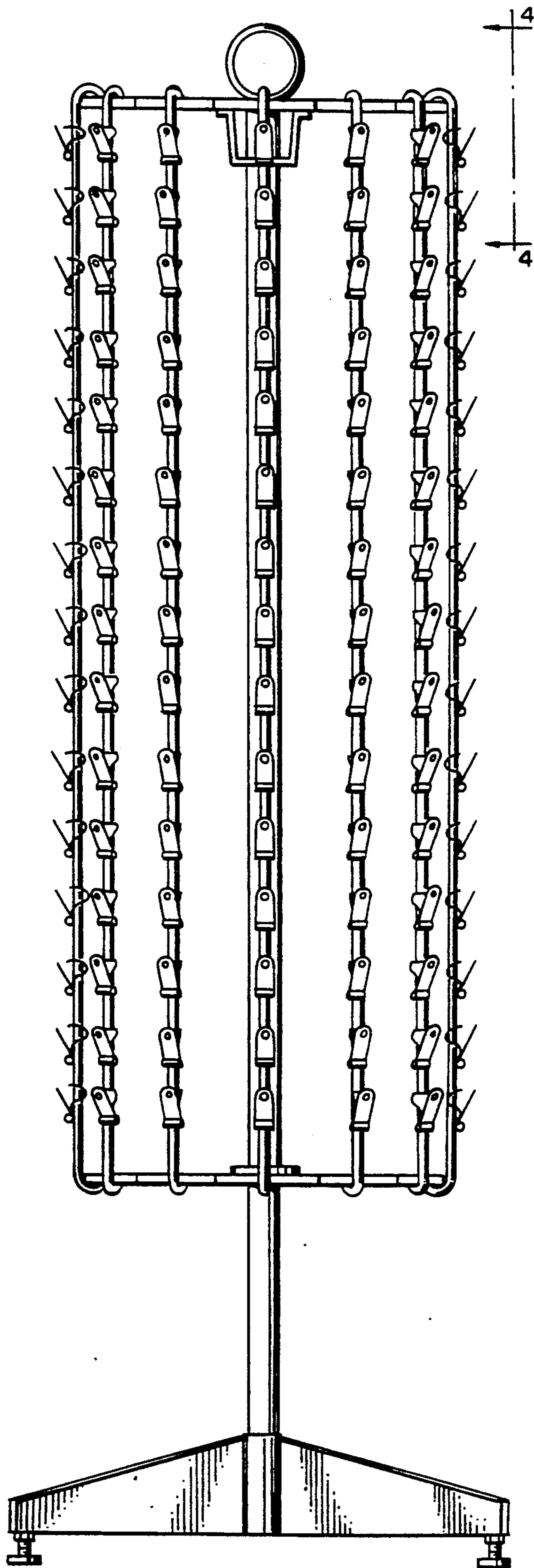


FIG. 2.

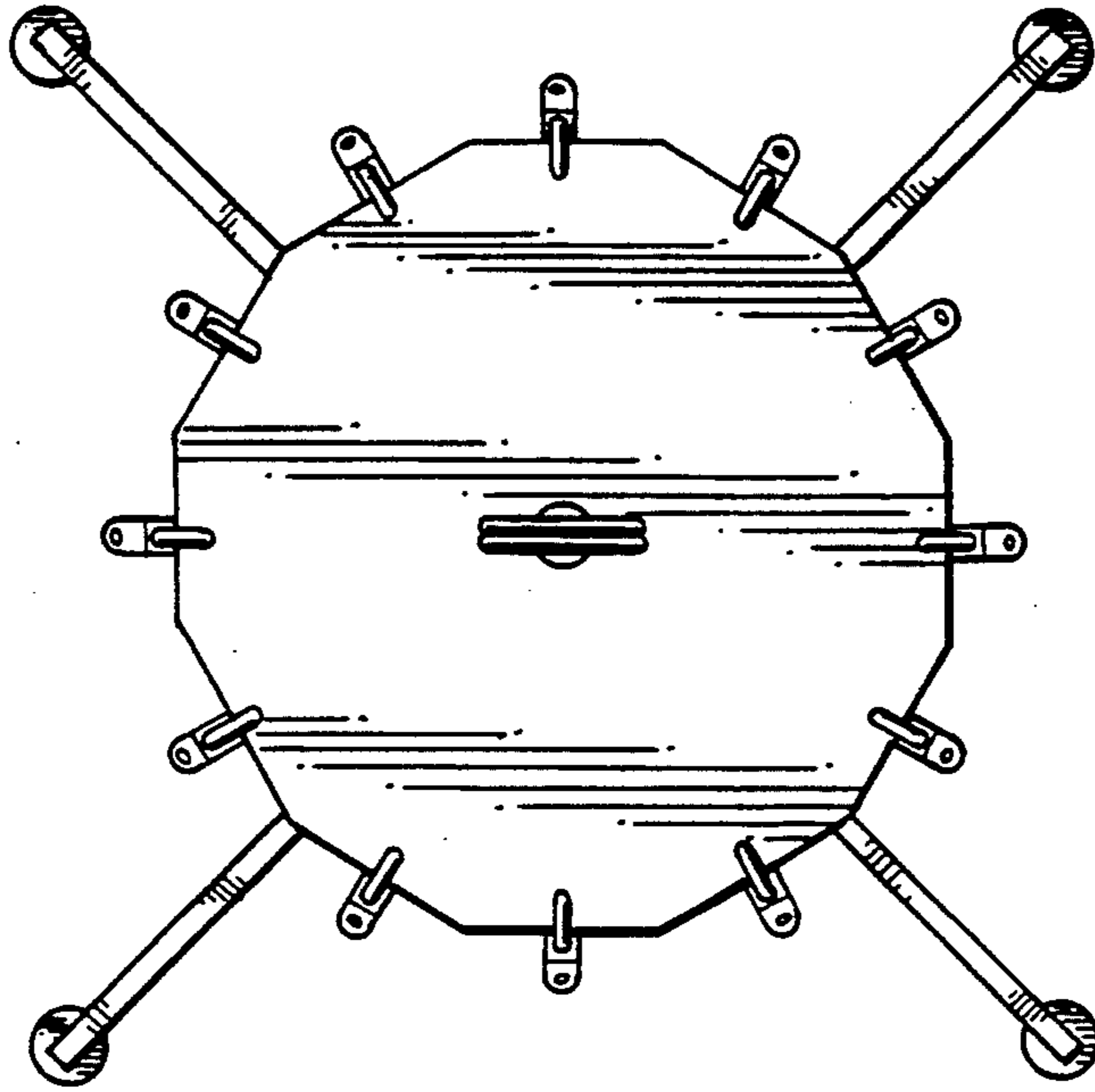


FIG. 4.

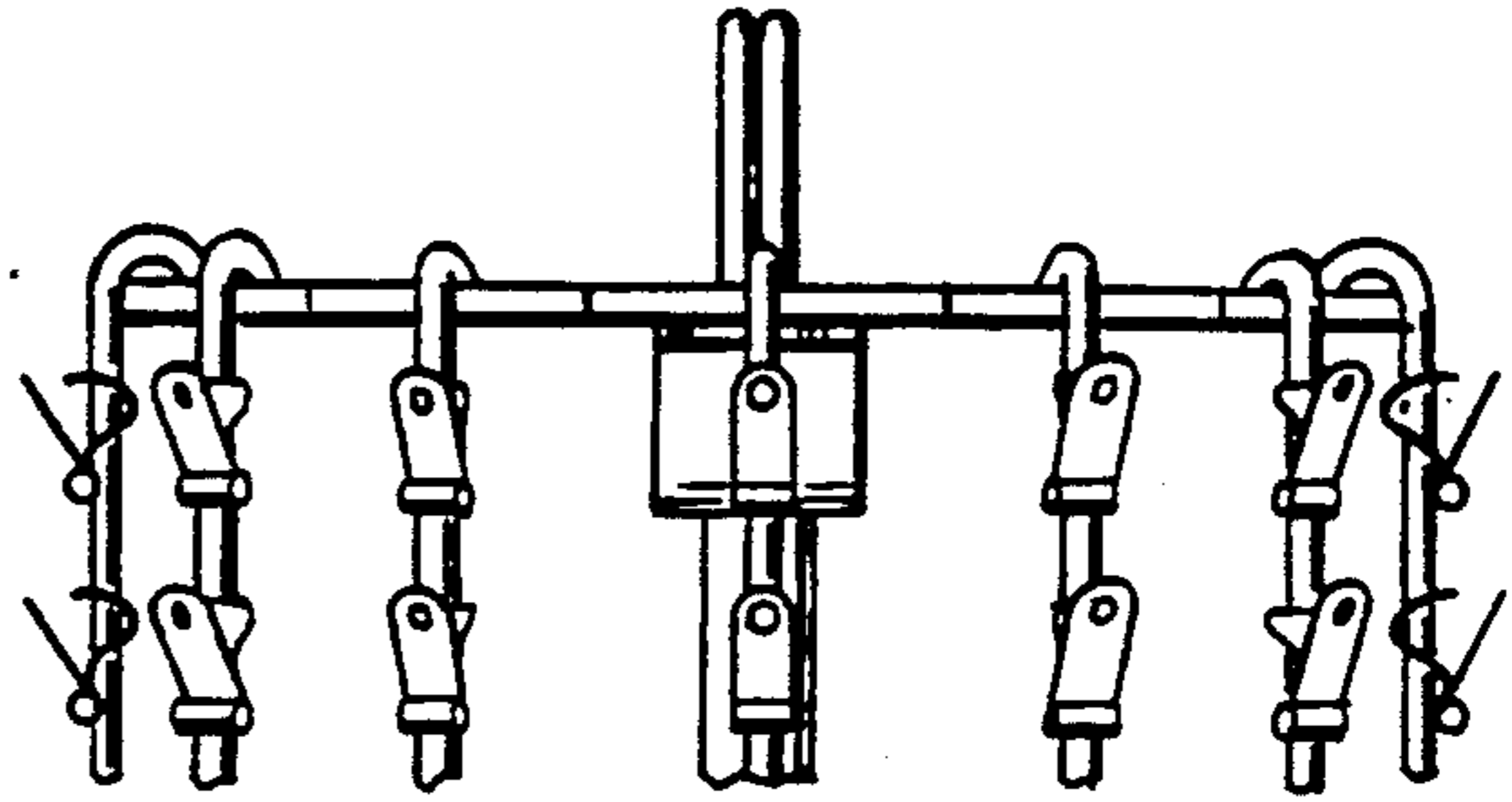


FIG. 3.

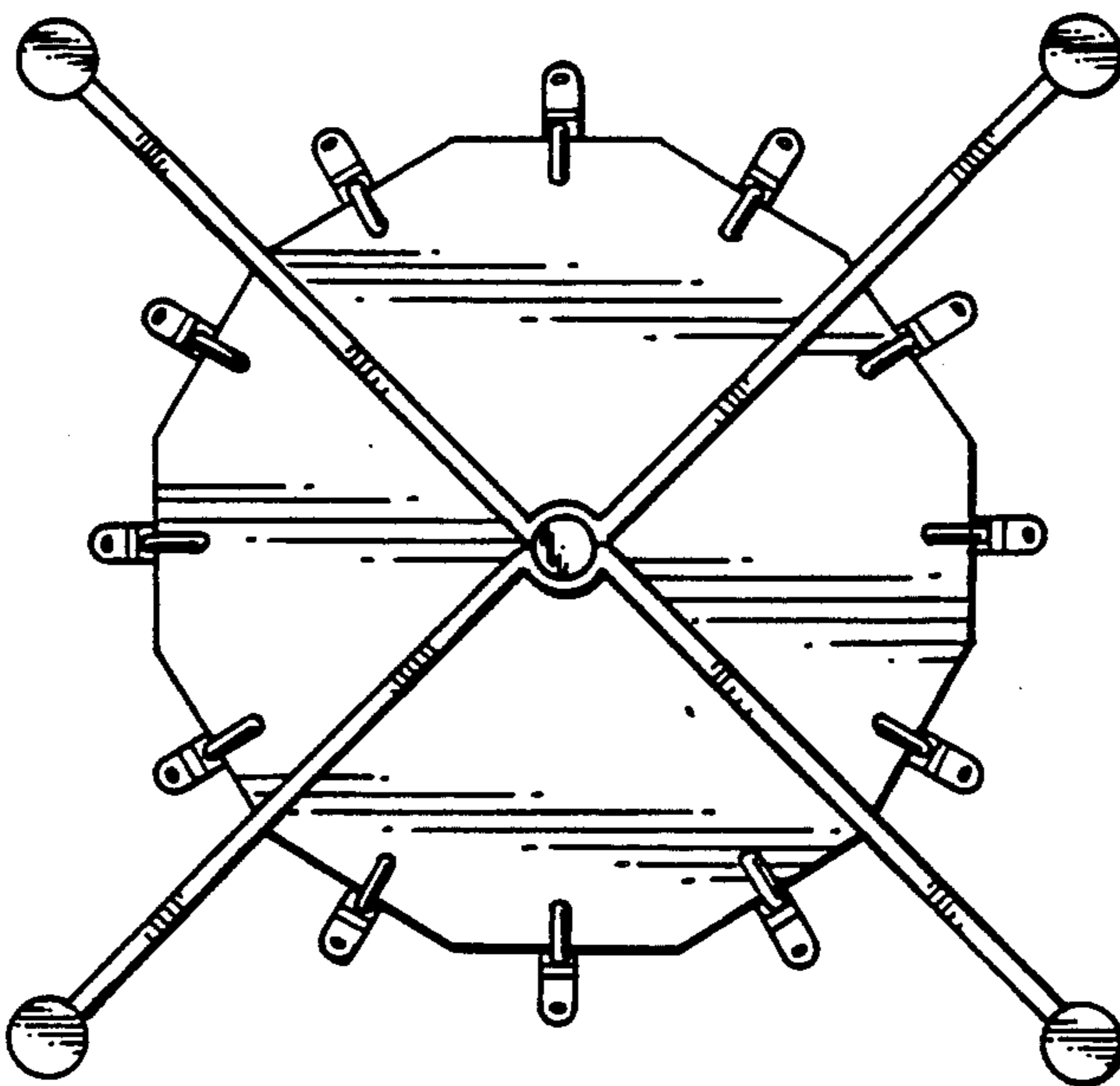


FIG. 5.

