



US00D324958S

# United States Patent [19]

[11] Patent Number: **Des. 324,958**

Piano

[45] Date of Patent: **\*\* Mar. 31, 1992**

[54] **TOOTHBRUSH WITH ADJUSTABLE HEAD**

[75] Inventor: **Anthony P. Piano, Sparta, N.J.**

[73] Assignee: **Warner-Lambert Company, Morris Plains, N.J.**

[\*\*] Term: **14 Years**

[21] Appl. No.: **538,880**

[22] Filed: **Jun. 13, 1990**

[52] U.S. Cl. .... **D4/104; D4/121; D4/129**

[58] Field of Search ..... **D4/101, 104-114, D4/129-130, 132, 134, 136, 138, 199; D28/64; 15/143 R, 159 R, 159 A, 160, 167.1-167.3, 201-202; 132/308-311**

[56] **References Cited**

**U.S. PATENT DOCUMENTS**

D. 240,473 7/1976 Parker ..... D4/129  
581,919 5/1897 Proskauer ..... 15/201

980,161 12/1910 Knoller ..... 15/167.1 X  
2,003,243 5/1935 Campbell et al. .... 15/201 X  
2,706,825 4/1955 Blakeman ..... 15/167.1 X  
2,864,111 12/1958 Rotceig ..... 15/201 X  
4,712,267 12/1987 Cheng ..... 15/201 X

*Primary Examiner*—Wallace R. Burke  
*Assistant Examiner*—Lavone D. Tabor  
*Attorney, Agent, or Firm*—Richard S. Bullitt

[57] **CLAIM**

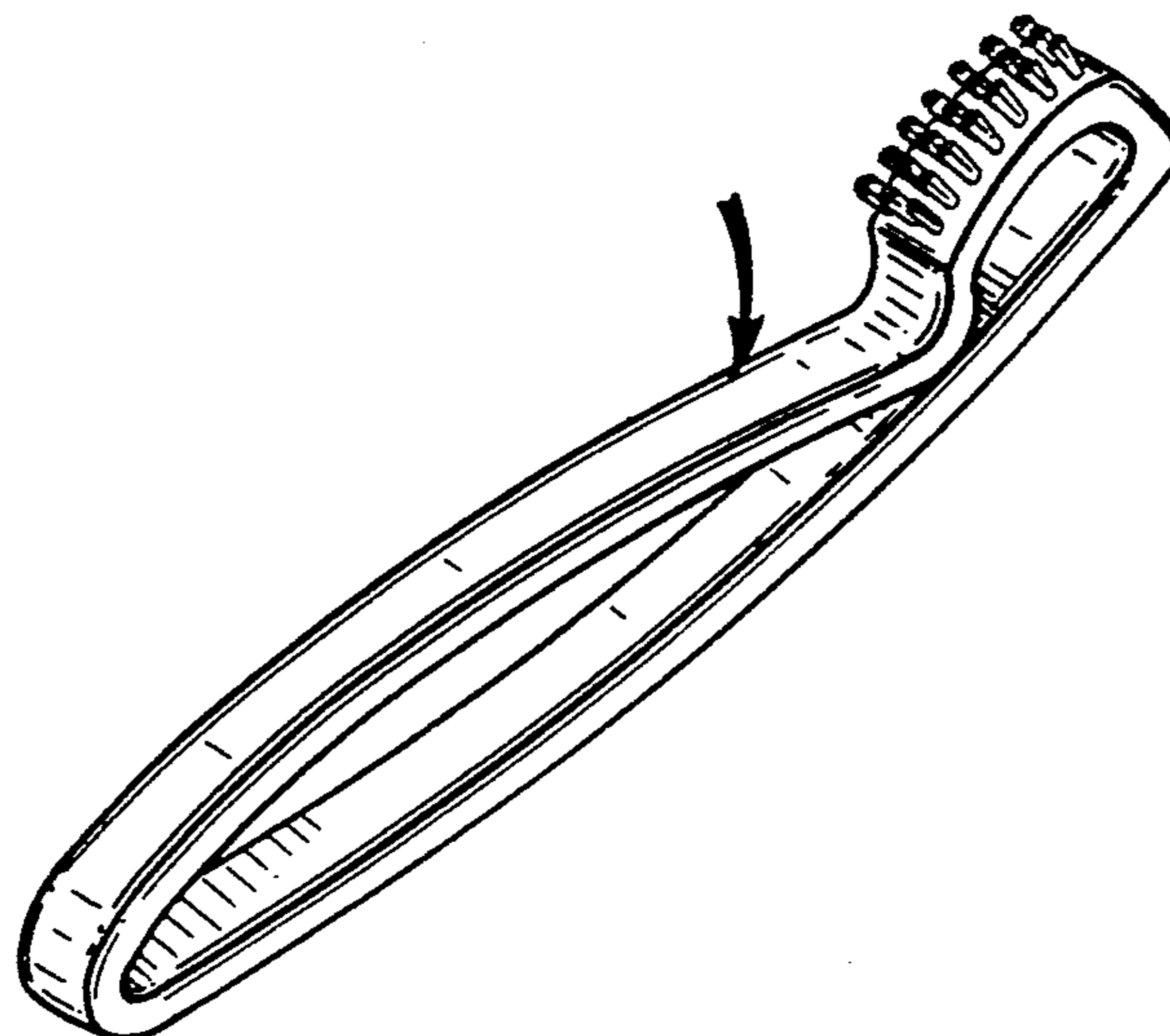
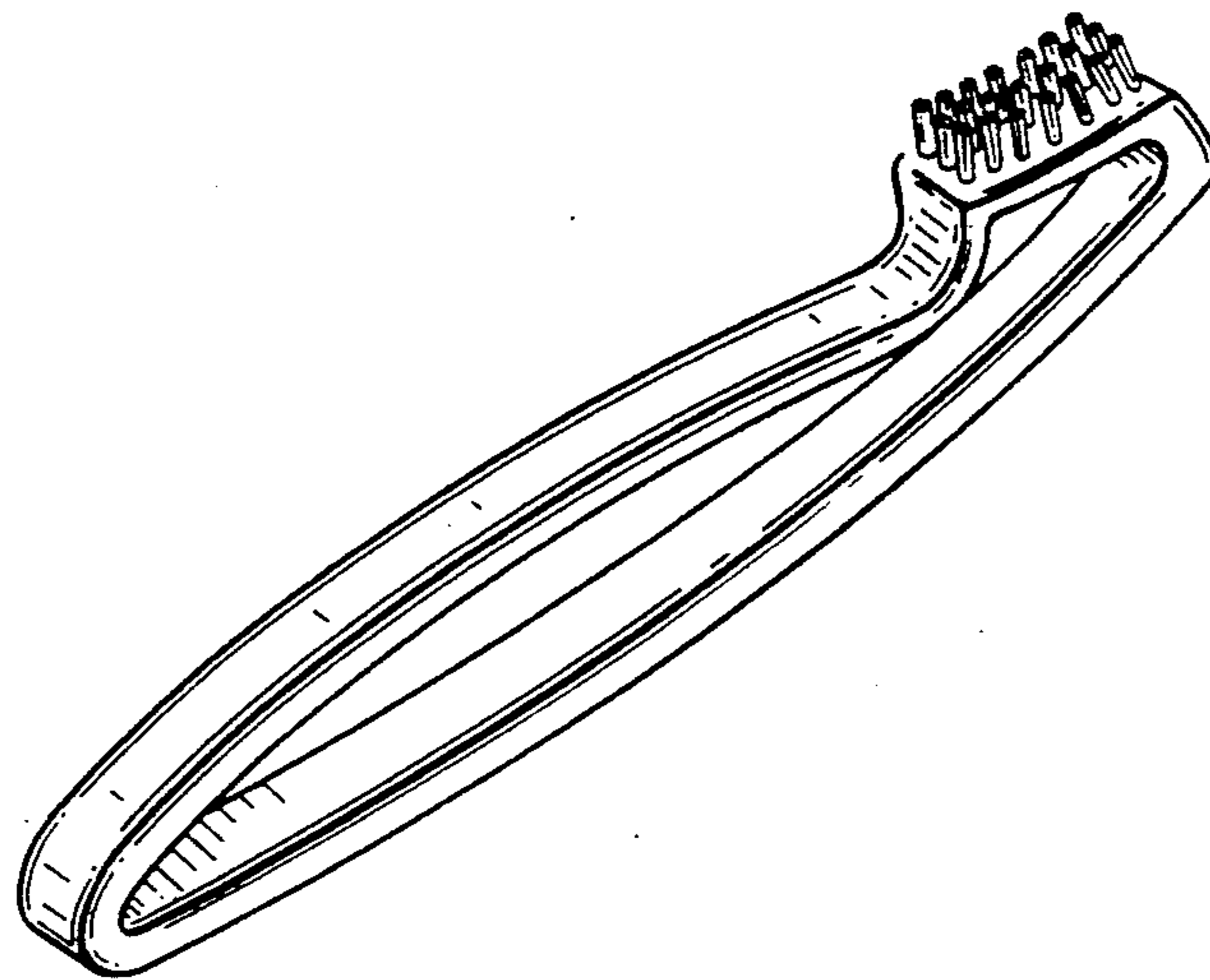
The ornamental design for a toothbrush with adjustable head, as shown and described.

**DESCRIPTION**

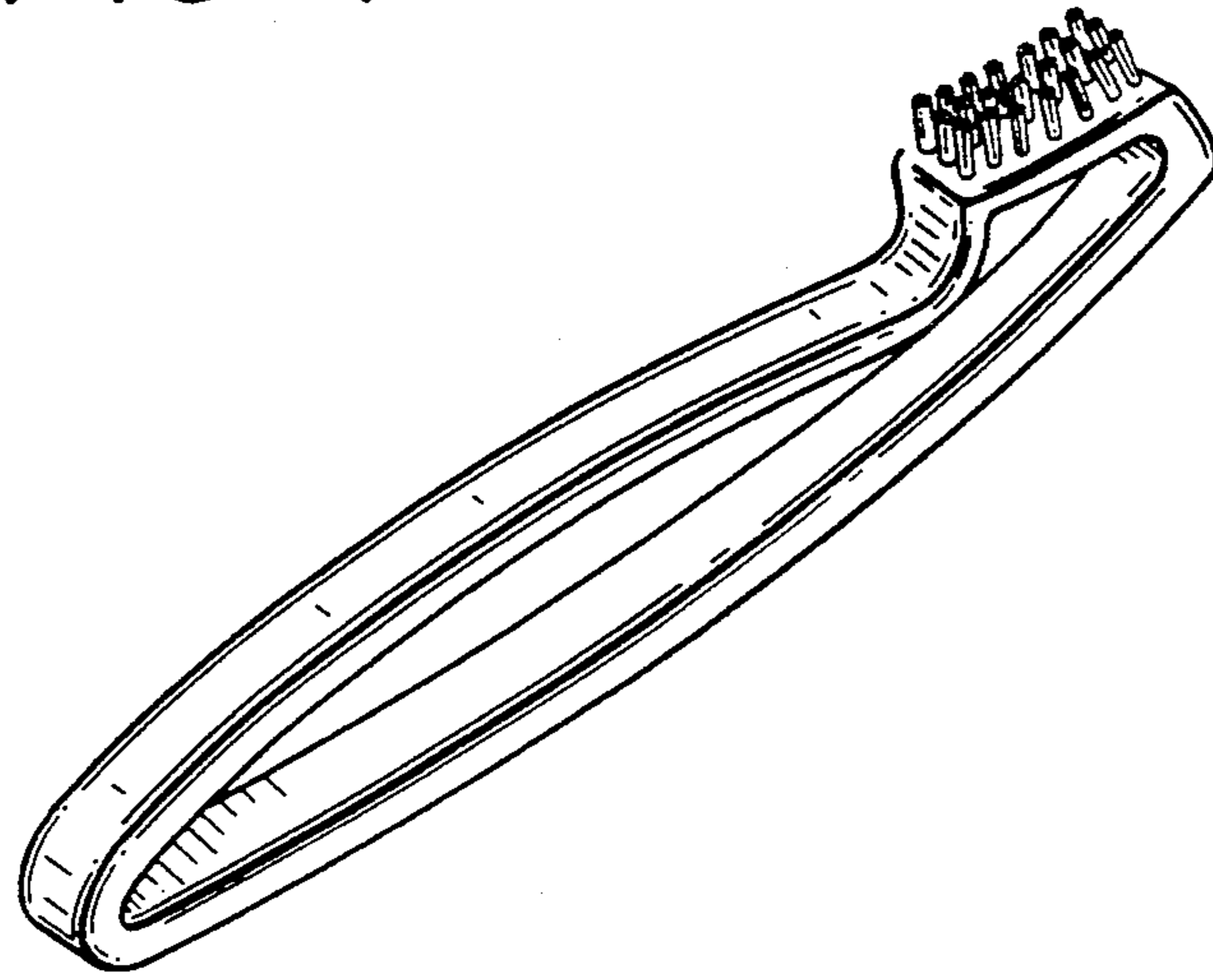
FIG. 1 is a top, rear end, and side perspective view of a toothbrush with adjustable head showing my new design; and,

FIG. 2 is a top, rear end, and side perspective view of the toothbrush of FIG. 1 shown in an alternate position.

The undisclosed side is the same in appearance as the side shown and the rear is unornamented in both views.



*FIG-1*



*FIG-2*

