



US00D324955S

United States Patent [19]

[11] Patent Number: **Des. 324,955**

Coffey et al.

[45] Date of Patent: **** Mar. 31, 1992**

[54] **COMBINED KEY HOLDER AND CIGARETTE LIGHTER**

3,816,058 6/1974 Court D27/42
3,895,903 7/1975 Lefebvre 431/254

[76] Inventors: **Darrell Coffey; Donna Coffey**, both of 4933 Royal St., Philadelphia, Pa. 19144

OTHER PUBLICATIONS

S&R Games Catalog for 1949, p. 5, Item upper right of page (Auto Illustration)—In GP 290.

[**] Term: **14 Years**

Primary Examiner—A. Hugo Word
Assistant Examiner—R. Seifert
Attorney, Agent, or Firm—Terry M. Gernstein

[21] Appl. No.: **513,576**

[22] Filed: **Apr. 20, 1990**

[57] CLAIM

[52] U.S. Cl. **D3/62; D27/141; D27/150; 70/456 R**

The ornamental design for a combined key holder and cigarette lighter, as shown and described.

[58] Field of Search **D3/61-65, D3/103; 70/456 R-461; 24/3 K; D27/38, 42, 141-150; 431/254; D21/35; D23/202**

DESCRIPTION

[56] References Cited

U.S. PATENT DOCUMENTS

- D. 164,963 10/1951 Schwartz D3/63
- D. 186,720 11/1959 Bowden D27/149
- D. 204,154 3/1966 Hocq D27/150
- D. 211,399 6/1968 Martin D3/62
- D. 244,619 6/1977 Neyret D27/141
- D. 276,479 11/1984 Mori D3/62
- 2,451,093 10/1948 Kaminer 70/456 R

FIG. 1 is a perspective view of a combined key holder and cigarette lighter showing my new design, the broken line showing of a key is for illustrative purposes only and forms no part of the claimed design; FIG. 2 is a bottom plan view; FIG. 3 is a top plan view, shown with the key ring in an open position; FIG. 4 is a rear elevational view; and, FIG. 5 is a front elevational view, shown with the key ring and part of the chain removed for ease of illustration.



FIG. 1

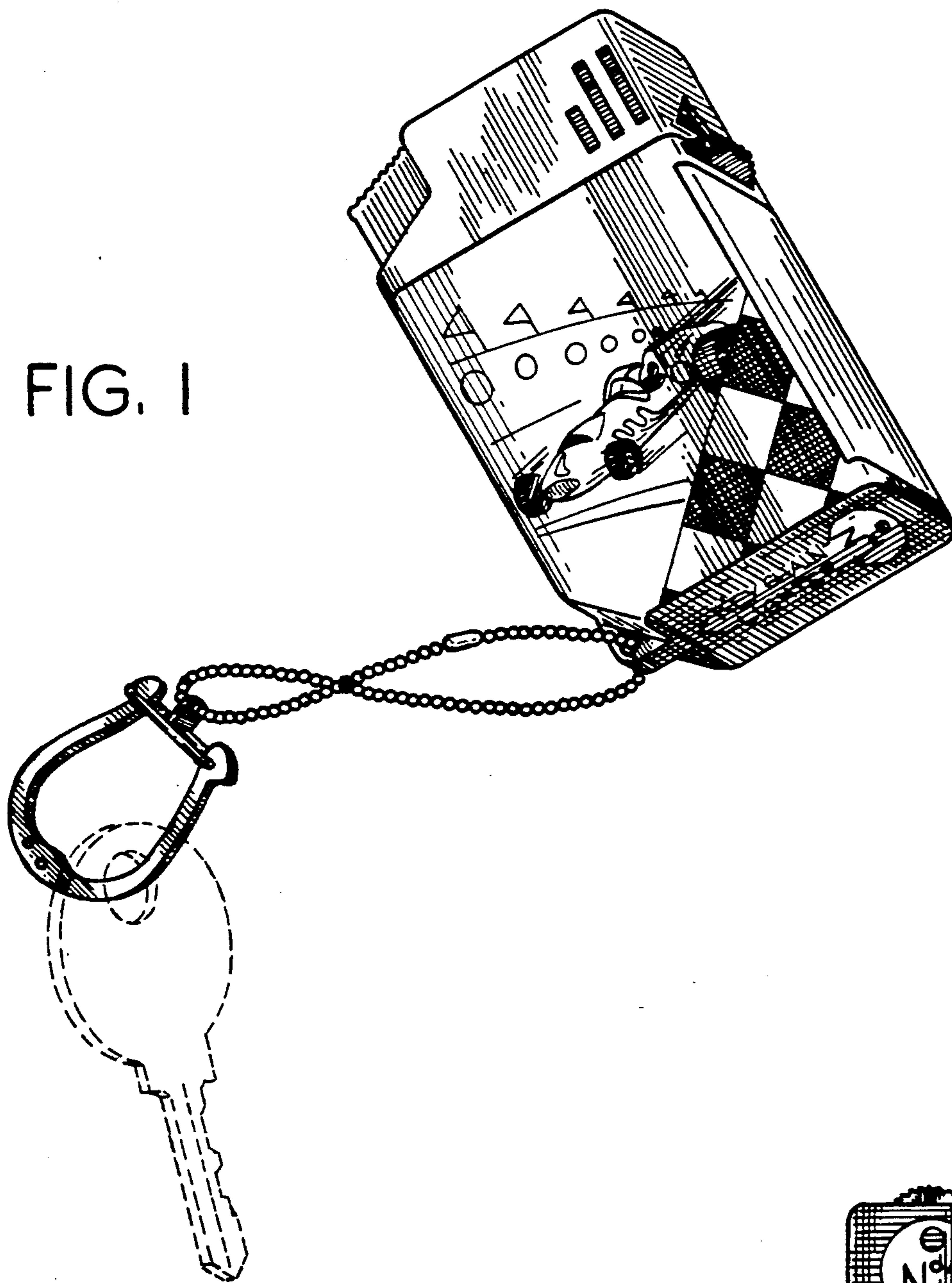


FIG. 2

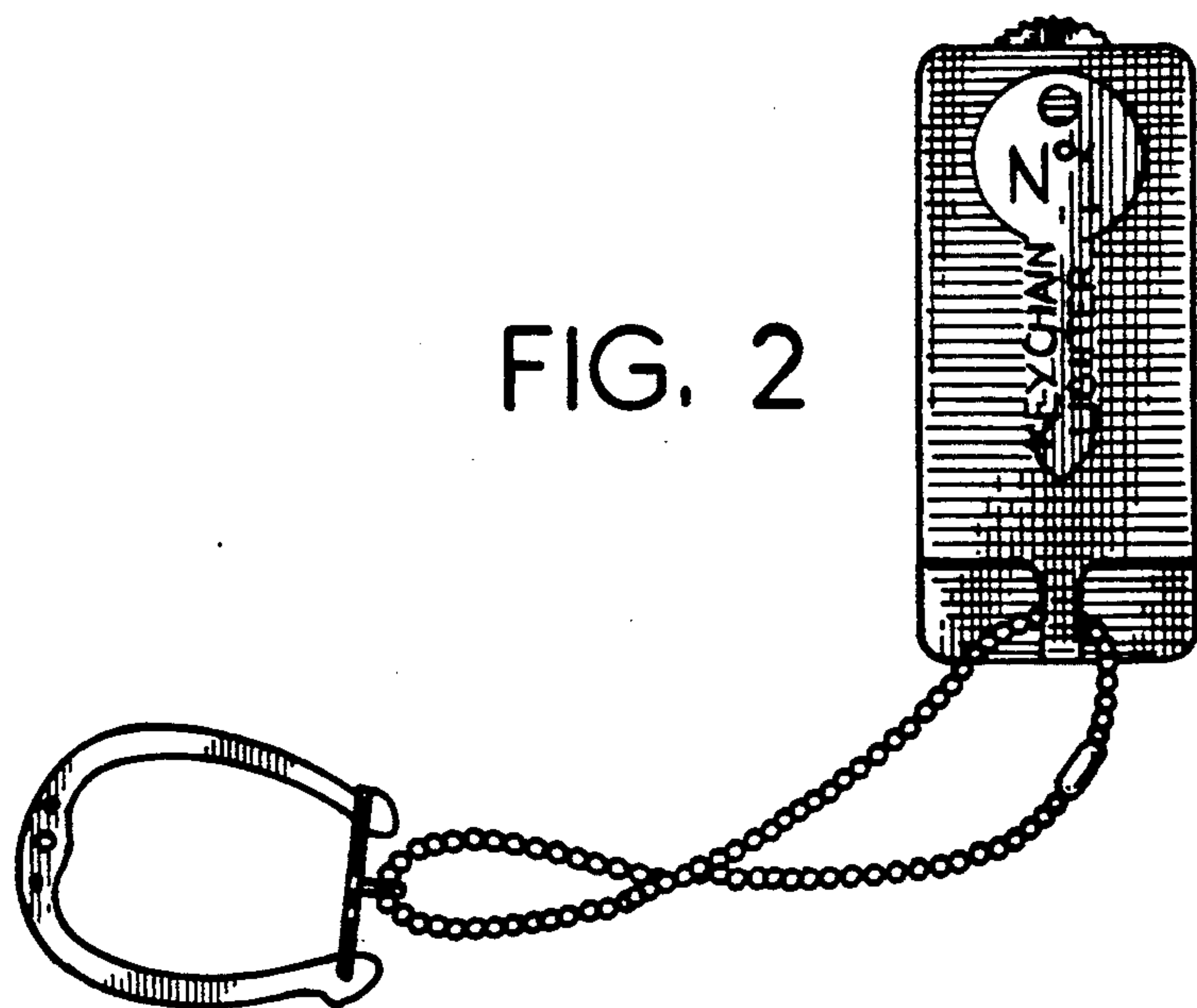


FIG. 3

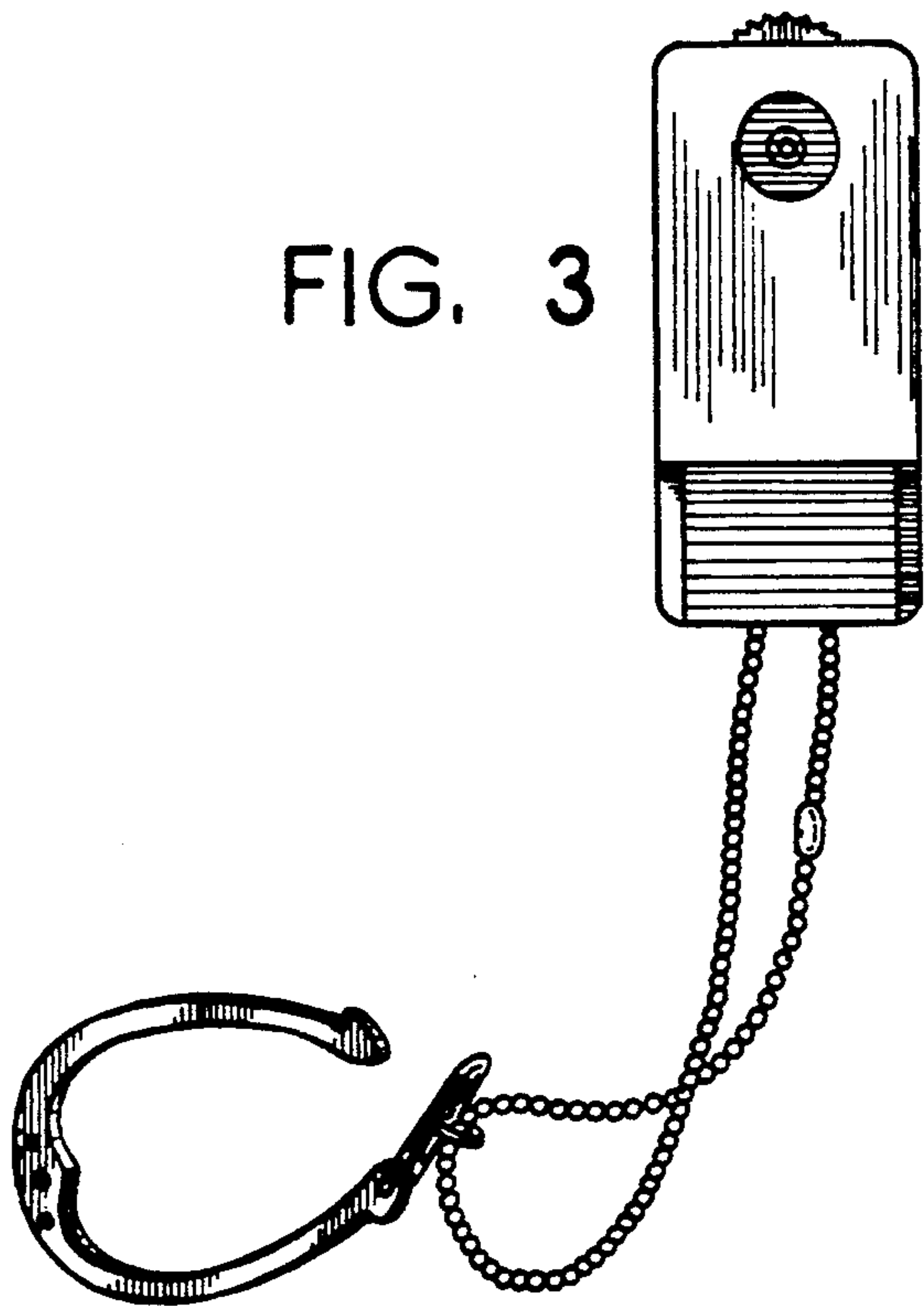


FIG. 4

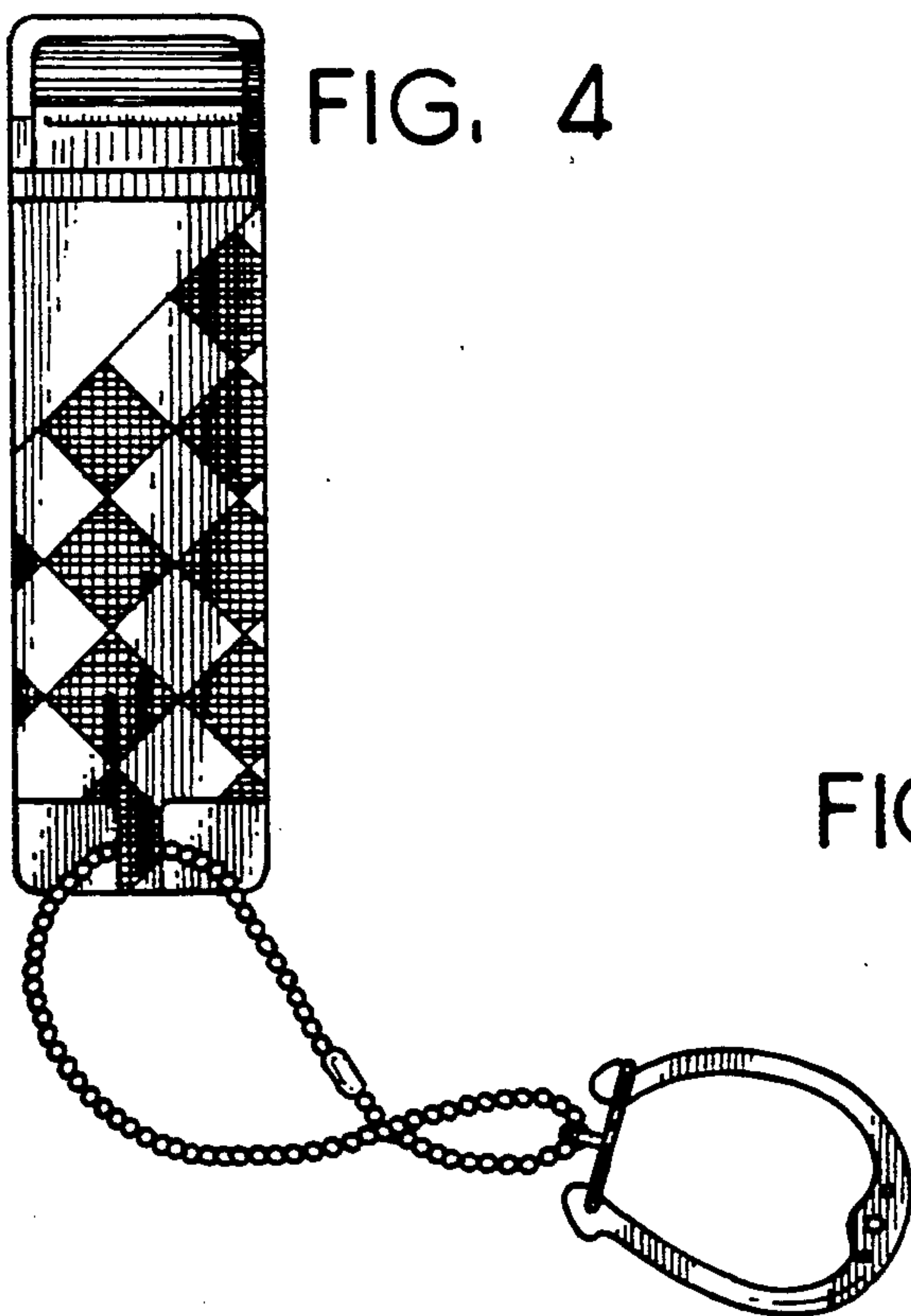


FIG. 5

