



US00D324941S

# United States Patent [19]

Hatfield

[11] Patent Number: Des. 324,941

[45] Date of Patent: \*\* Mar. 31, 1992

[54] SHOE OUTSOLE

[75] Inventor: Tinker L. Hatfield, Portland, Oreg.

[73] Assignees: Nike, Inc.; Nike International Ltd., both of Beaverton, Oreg.

[\*\*] Term: 14 Years

[21] Appl. No.: 624,663

[22] Filed: Dec. 7, 1990

D. 313,114	12/1990	Aveni	.....	D2/320
D. 315,442	3/1991	Kilgore et al.	.....	D2/320
D. 315,635	3/1991	Hatfield et al.	.....	D2/320
2,370,302	2/1945	Ghez et al.	.....	36/33
4,439,936	4/1984	Clarke et al.	.....	36/102
4,562,651	1/1986	Frederick et al.	.....	36/102
4,624,061	11/1986	Wezel et al.	.....	36/30 A

### OTHER PUBLICATIONS

Nike Footwear Catalogue, Fall 1986 (published Jan. 1986), pp. 6 and 8.

Nike Footwear Catalogue, Fall 1989 (published Jan. 1989), pp. 4, 6, 8 and 22.

Nike Footwear Catalogue, Spring 1990 (published Jun. 1989), pp. 4 and 152.

Primary Examiner—Louis S. Zarfes  
Attorney, Agent, or Firm—Banner, Birch, McKie & Beckett

### Related U.S. Application Data

[63] Continuation-in-part of Ser. No. 558,416, Jul. 27, 1990.

[52] U.S. Cl. .... D2/320

[58] Field of Search ..... D2/264, 265, 274, 311, D2/317-322; 36/25 R, 28, 29, 30 R, 32 R, 43, 44, 59 R, 59 C, 99-107, 112-116, 132, 136

### [57] CLAIM

The ornamental design for a shoe outsole, as shown and described.

### [56] References Cited

#### U.S. PATENT DOCUMENTS

D. 288,028	2/1987	Chassaing	.....	D2/320
D. 291,146	8/1987	Selbiger	.....	D2/320
D. 293,274	12/1987	Igoe	.....	D2/320
D. 294,656	3/1988	Liggett et al.	.....	D2/320
D. 301,385	6/1989	Weiner	.....	D2/308
D. 303,996	10/1989	Feller	.....	D2/320
D. 304,259	10/1989	Nakano	.....	D2/320
D. 304,520	11/1989	Clark	.....	D2/320
D. 305,278	1/1990	Kiyosawa	.....	D2/320
D. 305,955	2/1990	Hase	.....	D2/320
D. 306,652	3/1990	Kiyosawa	.....	D2/320
D. 311,447	10/1990	Hatfield	.....	D2/320
D. 311,990	11/1990	Hatfield	.....	D2/320
D. 312,920	12/1990	Aveni	.....	D2/320

### DESCRIPTION

FIG. 1 is a bottom plan view of a shoe outsole showing my new design;

FIG. 2 is a cross-section taken generally along the line 2-2 of FIG. 1;

FIG. 3 is a cross-section taken generally along the line 3-3 of FIG. 1; and,

FIG. 4 is a cross-section taken generally along the line 4-4 of FIG. 1.

The cross-sectional Figures above illustrate the outsole only in the cross-sectional plane.

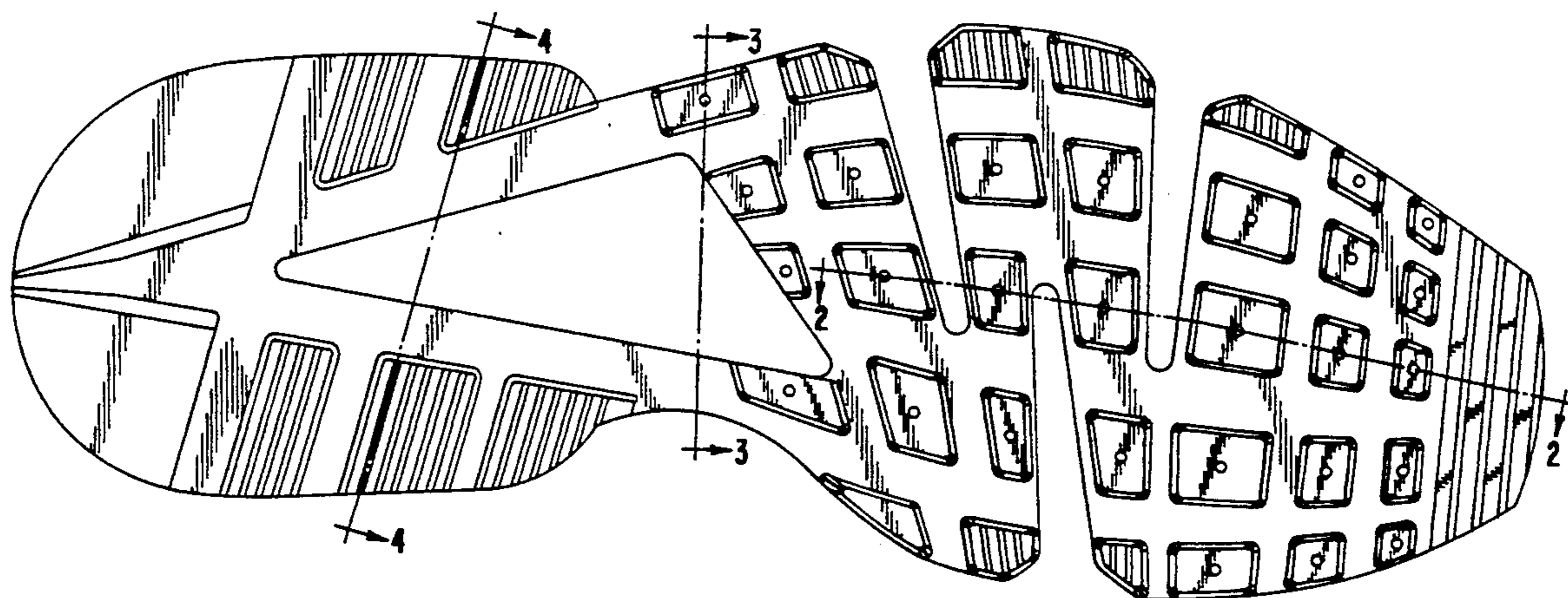


FIG. 1

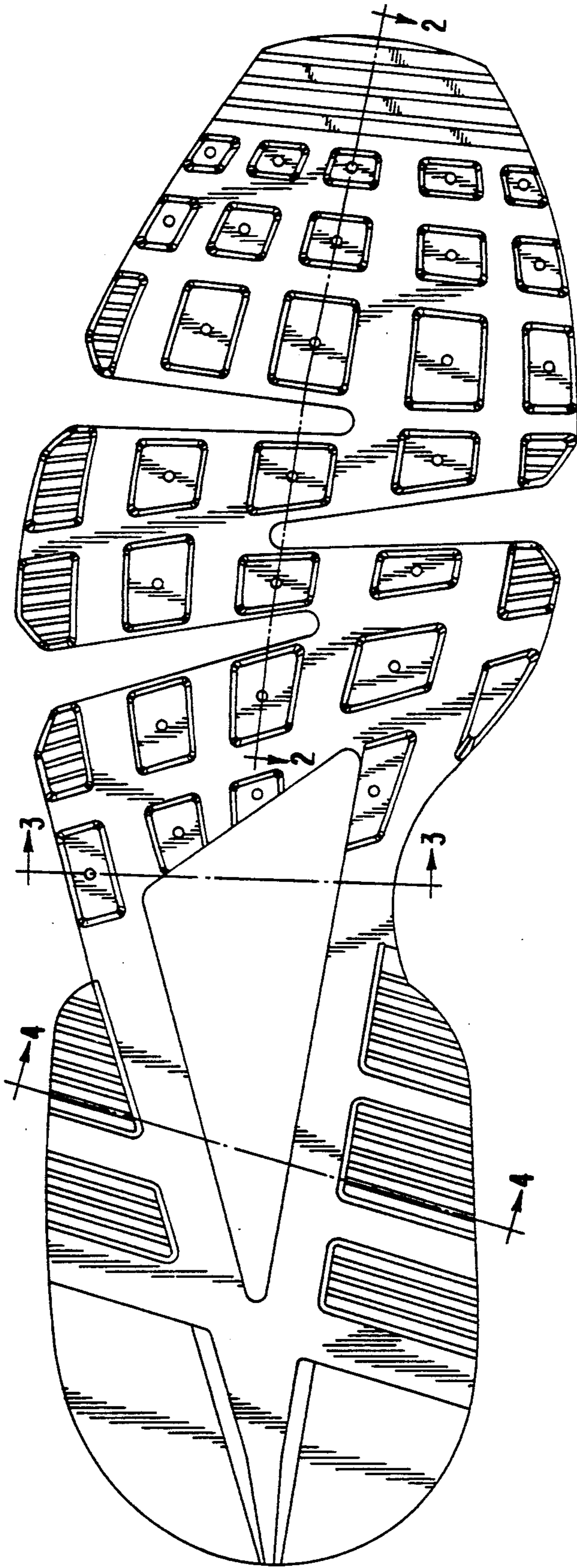


FIG. 3

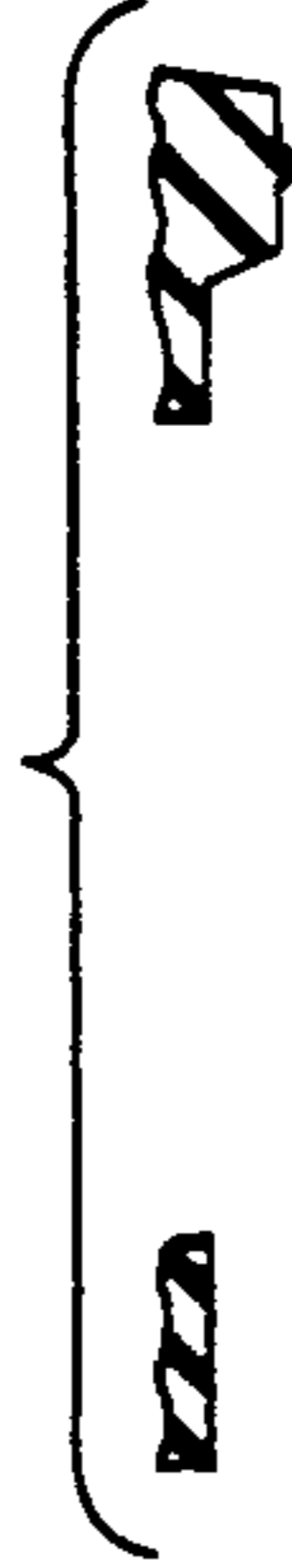


FIG. 4



FIG. 2

