



US00D324940S

United States Patent [19]

[11] Patent Number: **Des. 324,940**

Claveria

[45] Date of Patent: **** Mar. 31, 1992**

[54] **MIDSOLE**

[75] Inventor: **Ric Claveria**, Loma Linda, Calif.

[73] Assignee: **L.A. Gear, Inc.**, Los Angeles, Calif.

[**] Term: **14 Years**

[21] Appl. No.: **369,099**

[22] Filed: **Jun. 20, 1989**

[52] U.S. Cl. **D2/319**

[58] Field of Search **D2/264, 265, 274, 311, D2/314, 317-322; 36/25 R, 28, 29, 30 R, 32 R, 43, 59 R, 59 C, 112-116, 102-107, 132, 136, 137**

4,342,157	8/1982	Gilbert .
4,408,401	10/1983	Seidel et al. .
4,438,573	3/1984	McBarron .
4,445,284	5/1984	Sakutori .
4,535,553	8/1985	Derderian et al. .
4,598,487	7/1986	Misevich .
4,611,412	9/1986	Cohen .
4,697,362	10/1987	Wasserman .

Primary Examiner—Louis S. Zarfaz
Attorney, Agent, or Firm—Don C. Lawrence

[57] CLAIM

The ornamental design for a midsole, as shown and described.

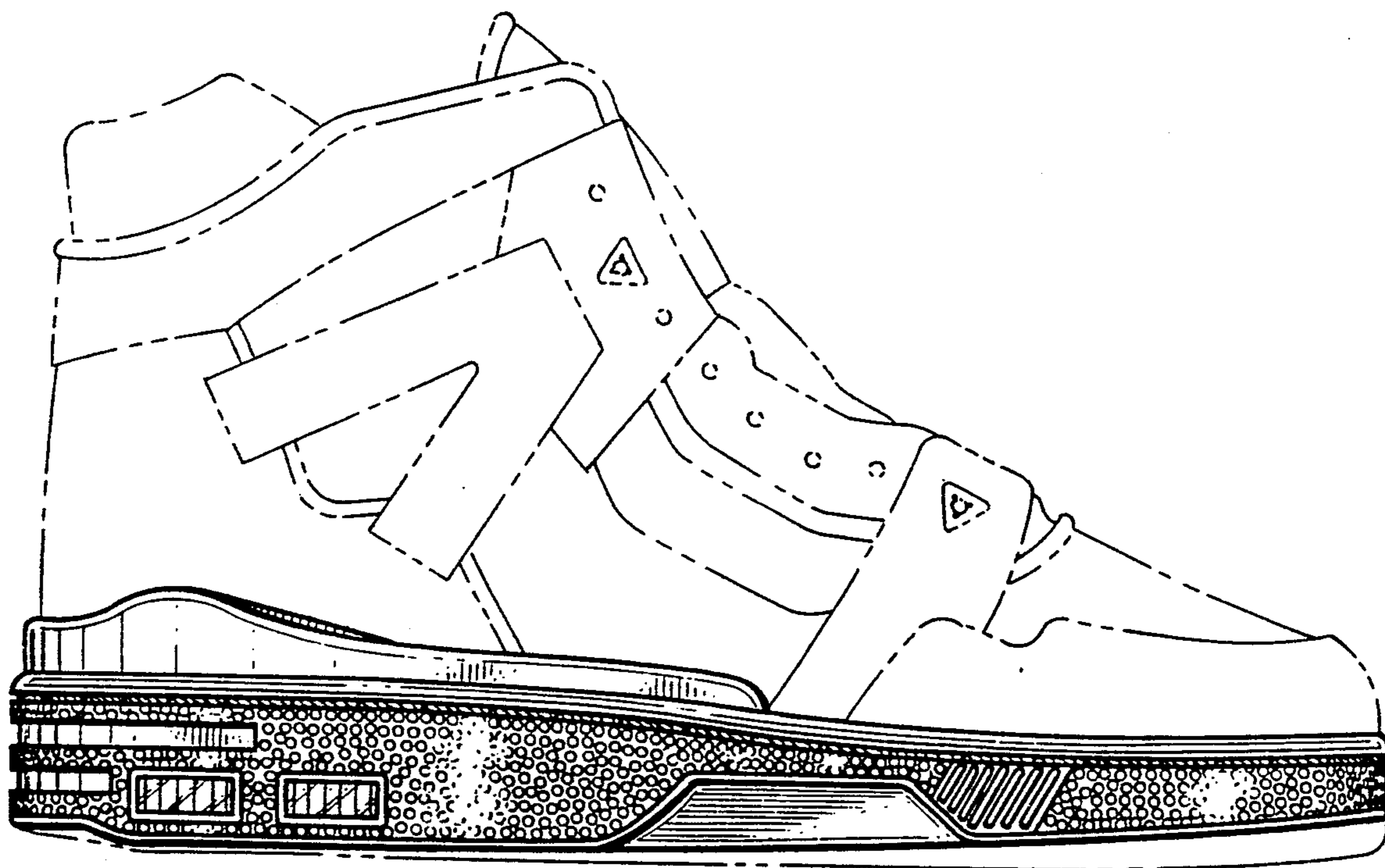
[56] References Cited

U.S. PATENT DOCUMENTS

D. 129,487	9/1941	Kardo-Sessoeff .	
D. 236,559	9/1975	Senter	D2/310
D. 256,066	7/1980	Hagg et al.	D2/322
D. 260,196	8/1981	Plagenhoef	D2/319
D. 270,965	10/1983	Pritt	D2/314
D. 296,035	6/1988	Le	D2/314
D. 299,788	2/1989	Kelley	D2/320
D. 301,800	6/1989	Mitsui	D2/320
D. 301,801	6/1989	McCrea	D2/320
4,262,433	4/1981	Hagg et al. .	

DESCRIPTION

FIG. 1 is a left side elevational view of a midsole showing my new design;
FIG. 2 is a front elevational view thereof;
FIG. 3 is a right side elevational view thereof;
FIG. 4 is a rear elevational view thereof;
FIG. 5 is a top plan view thereof; and,
FIG. 6 is a bottom plan view thereof.
The broken line showing of the remainder of a shoe upper in FIG. 1 is for illustrative purposes only and forms no part of the claimed design.






Fig. 1.

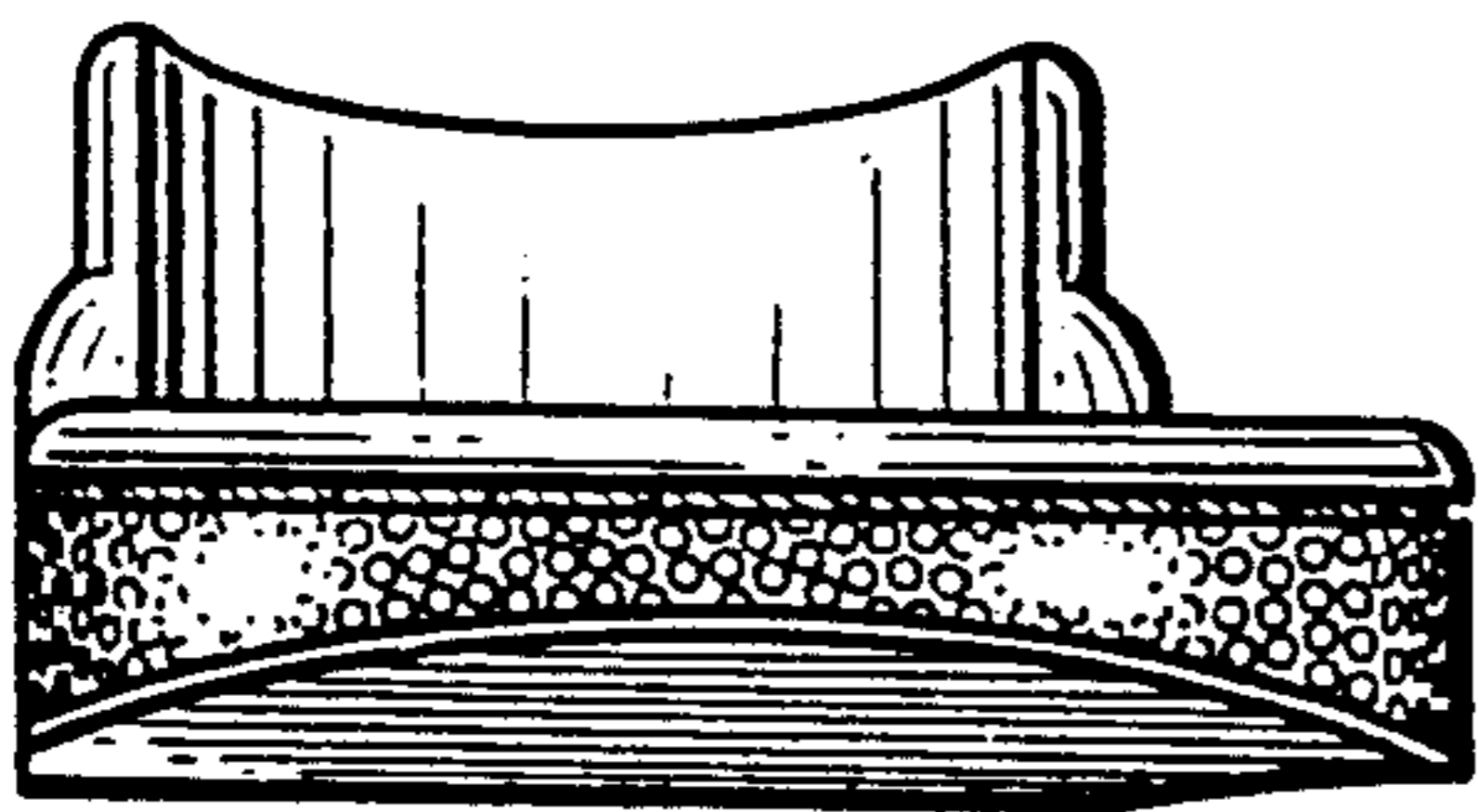


Fig. 2.

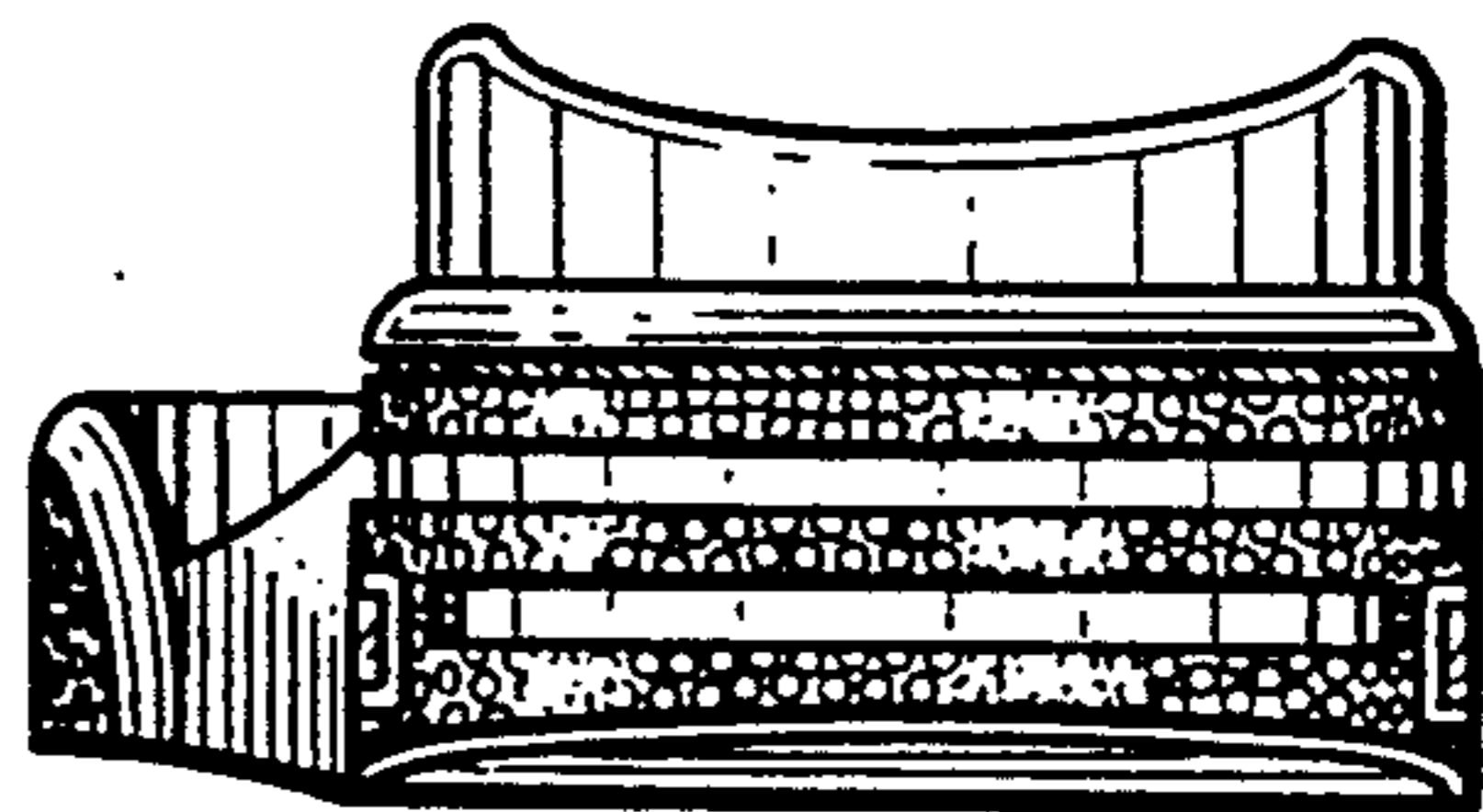


Fig. 4.

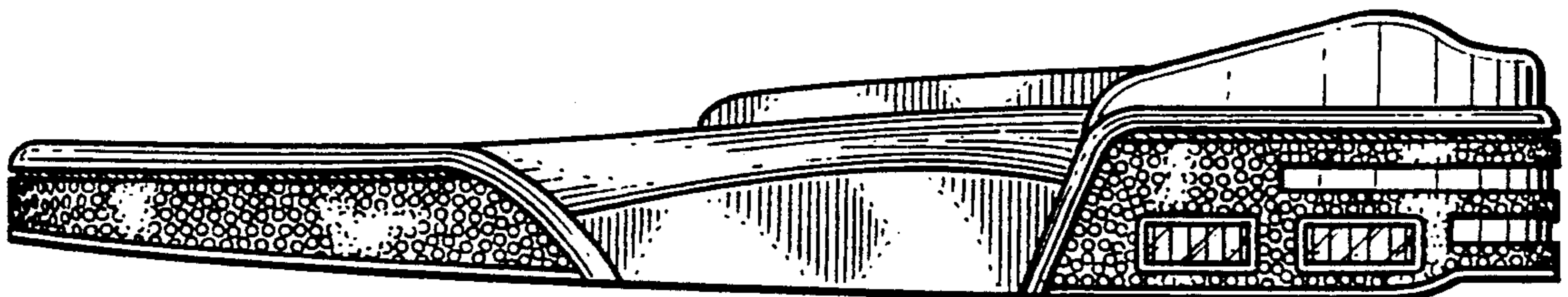


Fig. 3.

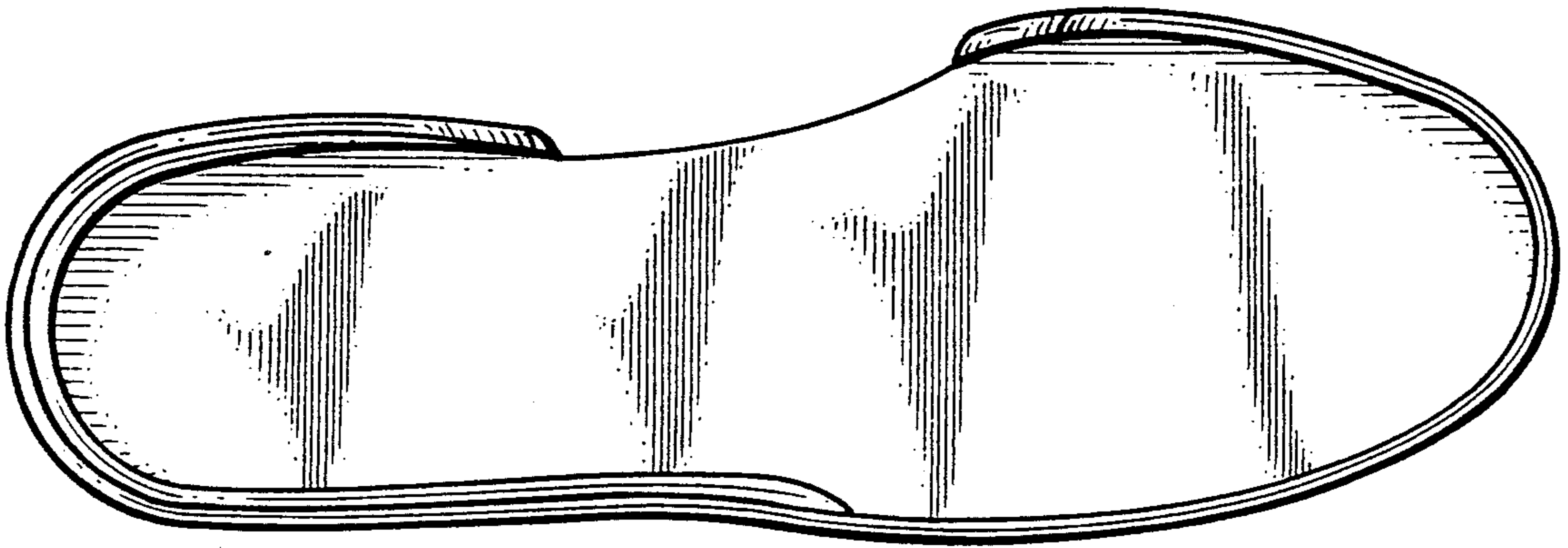


Fig. 5.

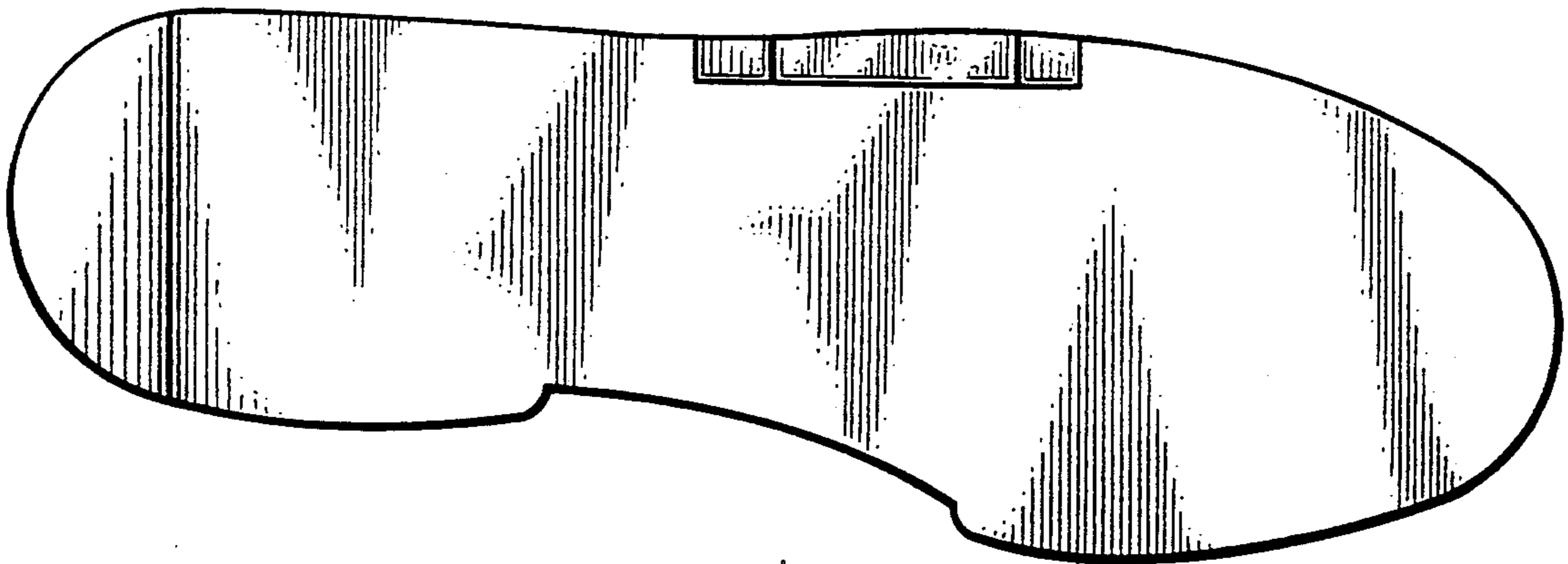


Fig. 6.