



US00D324922S

United States Patent [19]

[11] Patent Number: **Des. 324,922**

Van Elk et al.

[45] Date of Patent: **** Mar. 24, 1992**

[54] POCKET LAMP

D. 314,632 2/1991 Van Brunschot D26/37
2,233,377 2/1941 Talbot 362/183 X

[75] Inventors: **Alfred H. Van Elk, The Hague;**
Antonio M. Atjak, Eindhoven, both
of Netherlands

FOREIGN PATENT DOCUMENTS

101637 of 1916 United Kingdom 36/186

[73] Assignee: **U.S. Philips Corporation, New York,**
N.Y.

Primary Examiner—Susan J. Lucas
Attorney, Agent, or Firm—Jack E. Haken

[**] Term: **14 Years**

[57] CLAIM

[21] Appl. No.: **567,446**

The ornamental design for a pocket lamp, as shown and described.

[22] Filed: **Aug. 14, 1990**

DESCRIPTION

[30] Foreign Application Priority Data

Mar. 21, 1990 [WO] World Int. Prop. O. ... DM/016.220

[52] U.S. Cl. **D26/37**

[58] Field of Search **D26/37-50;**
362/157, 158, 183-208

FIG. 1 is a front perspective view of the pocket lamp showing our new design, the sliding cover being in the downward position;

FIG. 2 is a front elevational view thereof;

FIG. 3 is a rear elevational plan view thereof;

FIG. 4 is a right side elevational view thereof;

FIG. 5 is a left side elevational view thereof;

FIG. 6 is a top plan view thereof;


FIG. 7 is a bottom plan view thereof; and,

FIG. 8 is a front perspective view thereof with the cover in the upward position over the light.

[56] References Cited

U.S. PATENT DOCUMENTS

D. 307,806 5/1990 Byar et al. D26/38
D. 314,245 1/1991 Van Brunschot D26/38 X



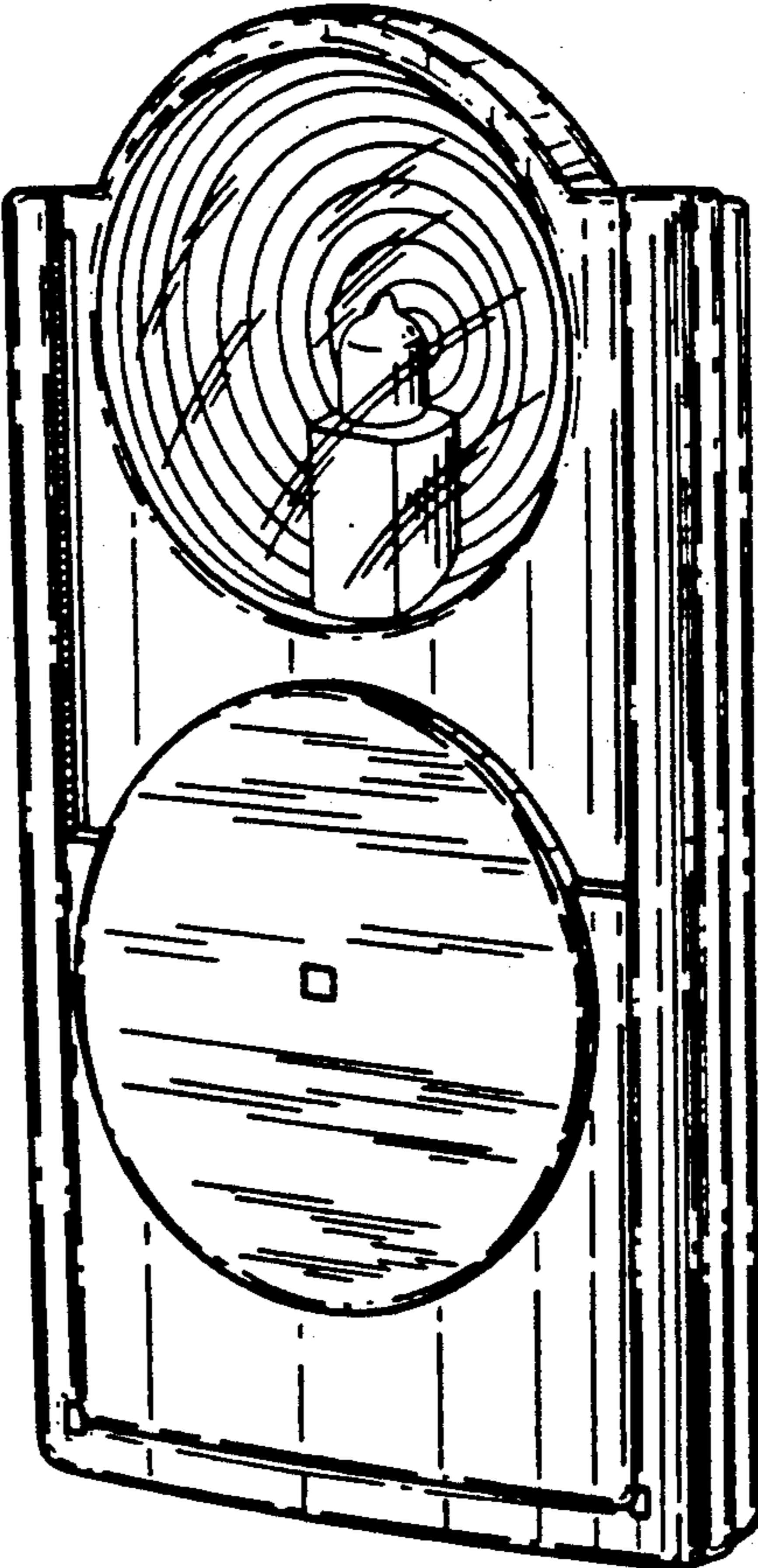


FIG. 1

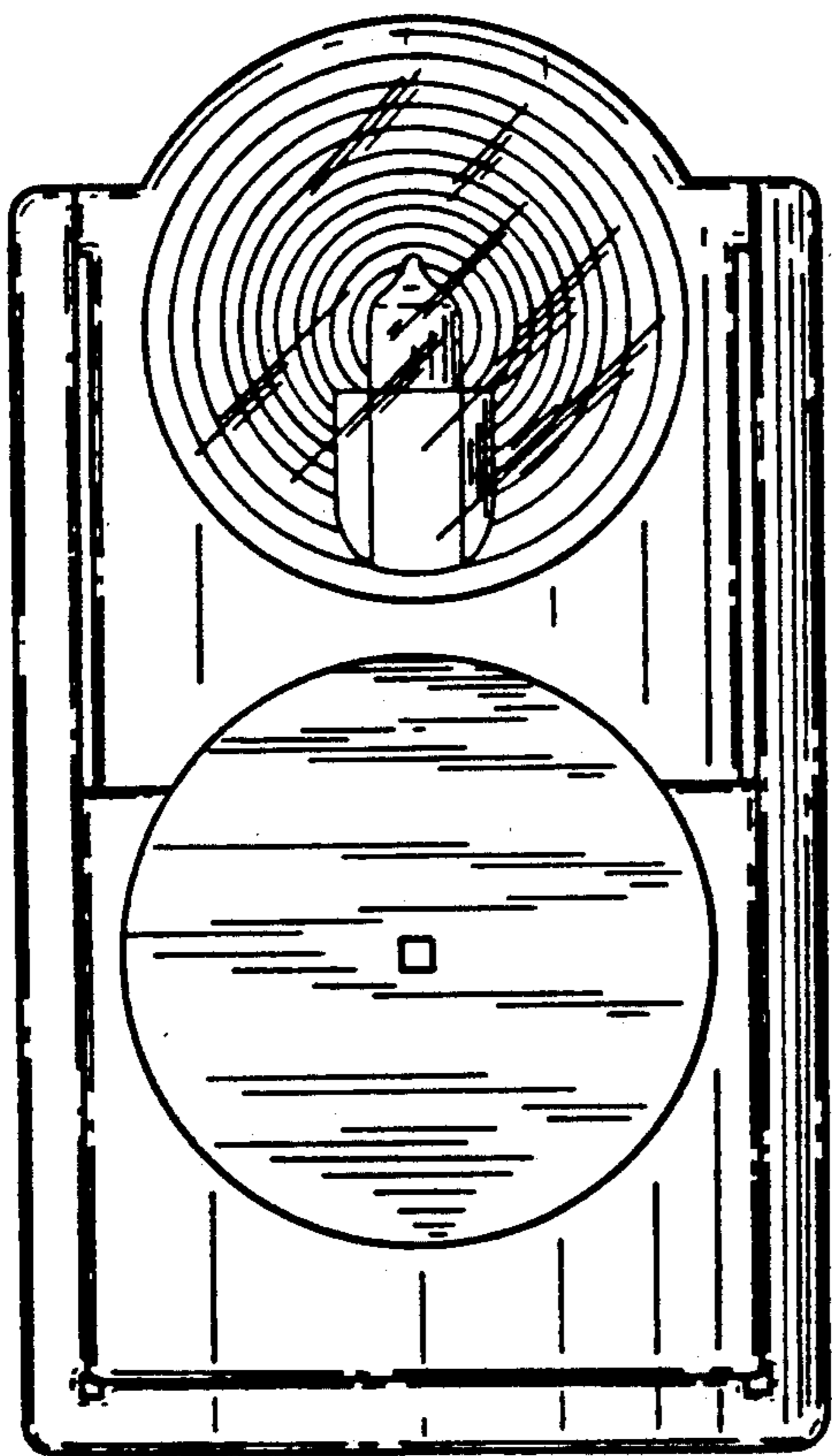


FIG. 2

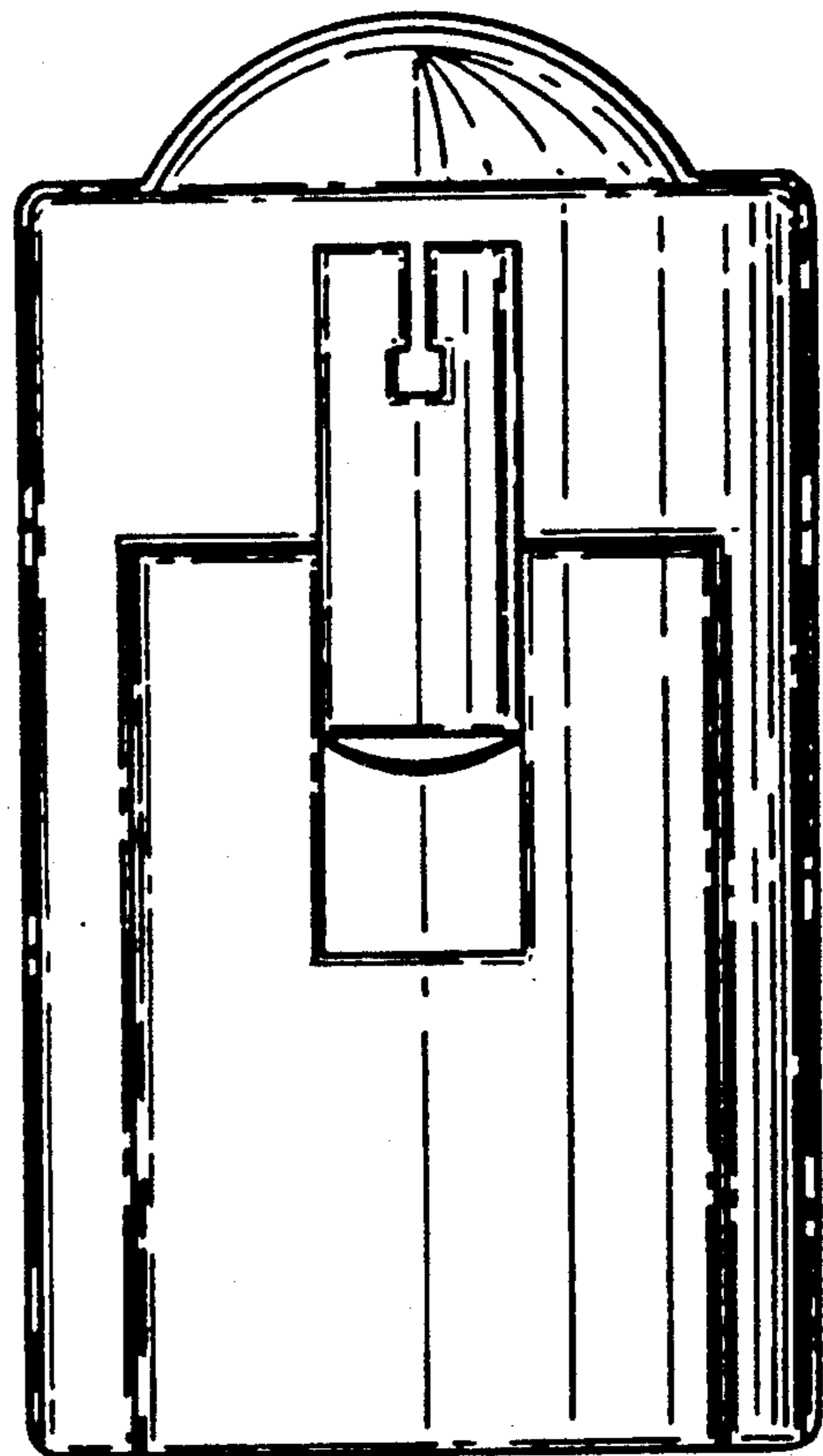


FIG. 3

FIG. 4




FIG. 5




FIG. 6

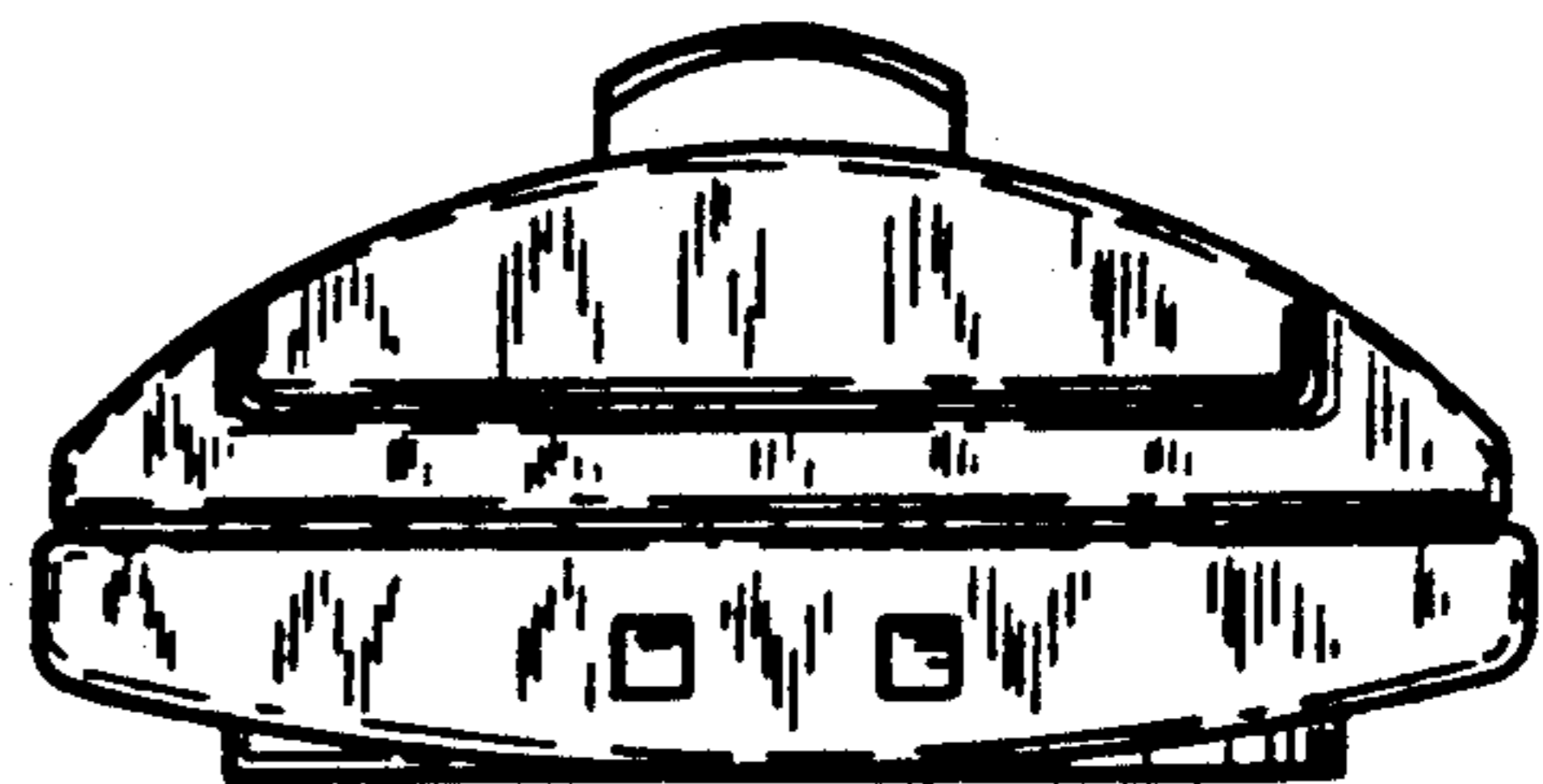


FIG. 7



FIG. 8