



US00D324914S

United States Patent [19]

[11] Patent Number: **Des. 324,914**

Bucher

[45] Date of Patent: **** Mar. 24, 1992**

[54] **BODY MASSAGER OR SIMILAR ARTICLE**

[75] Inventor: **Heinz Bucher, Rottweil, Fed. Rep. of Germany**

[73] Assignee: **Metronic Electronic GmbH, Fed. Rep. of Germany**

[**] Term: **14 Years**

[21] Appl. No.: **414,430**

[22] Filed: **Sep. 29, 1989**

[30] **Foreign Application Priority Data**

May 25, 1989 [DE] Fed. Rep. of Germany 8903685

[52] U.S. Cl. **D24/206; D24/214**

[58] Field of Search **D24/206, 214, 215; 128/24.1, 24.2, 36, 60, 67, 32, 41**

[56] **References Cited**

U.S. PATENT DOCUMENTS

D. 226,043 1/1973 Wolff D24/214

D. 235,170	5/1975	McNair	D24/214 X
1,782,005	11/1930	Grison	128/24.2
2,385,501	9/1945	Fevas	D24/206 X
4,098,266	7/1978	Muchisky et al.	128/36
4,849,158	7/1989	Teranishi	128/67 X

Primary Examiner—Stella Reid
Attorney, Agent, or Firm—Speckman & Pauley

[57] **CLAIM**

The ornamental design for a body massager or similar article, as shown.

DESCRIPTION

FIG. 1 is a front, left side perspective view of a body massager or similar article showing my new design; FIG. 2 is a right side elevational view thereof; FIG. 3 is a left side elevational view thereof; FIG. 4 is a top plan view thereof; FIG. 5 is a bottom plan view thereof; FIG. 6 is a rear elevational view thereof; and, FIG. 7 is a front elevational view thereof.





FIG. 1

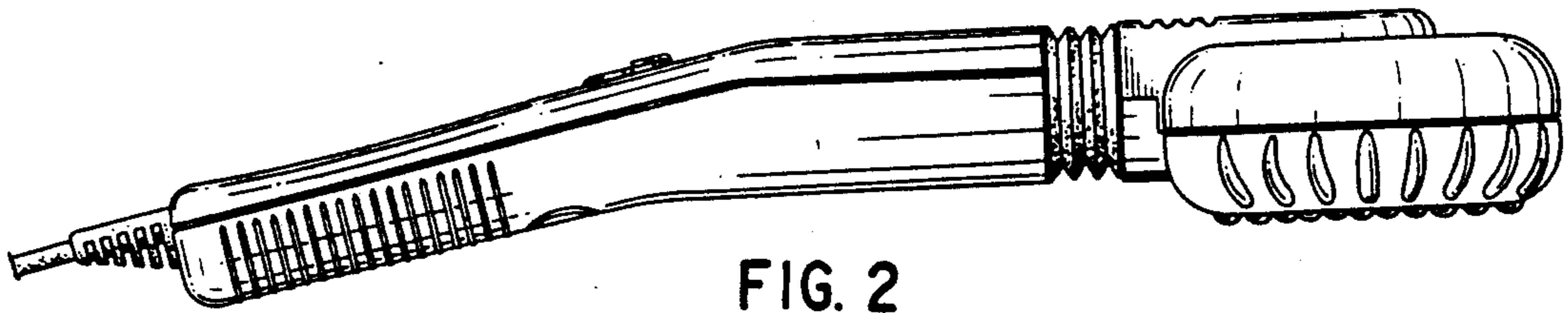


FIG. 2




FIG. 3

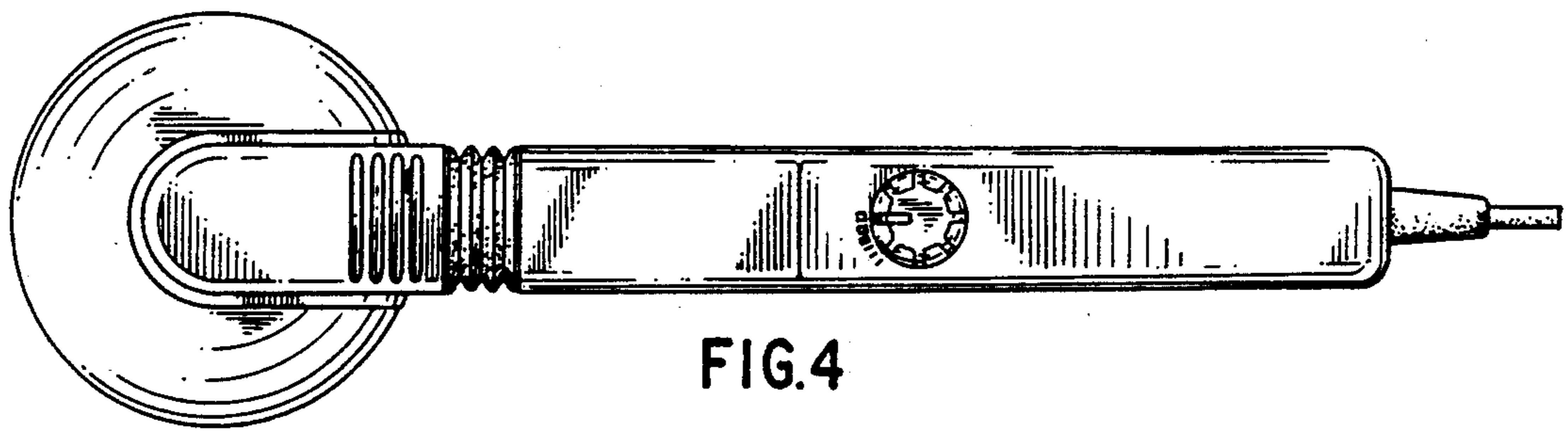


FIG. 4

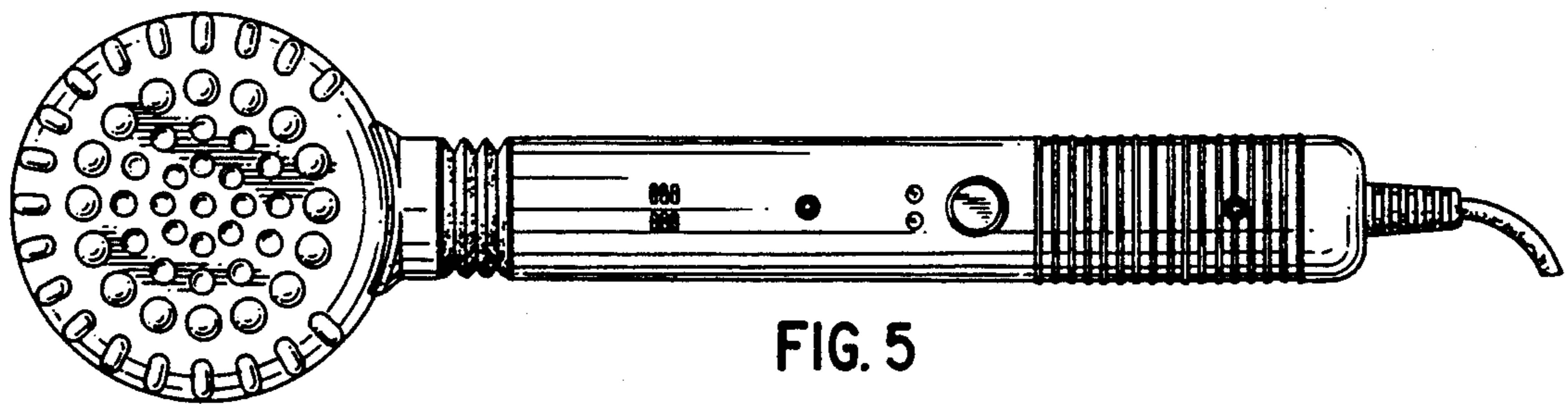


FIG. 5

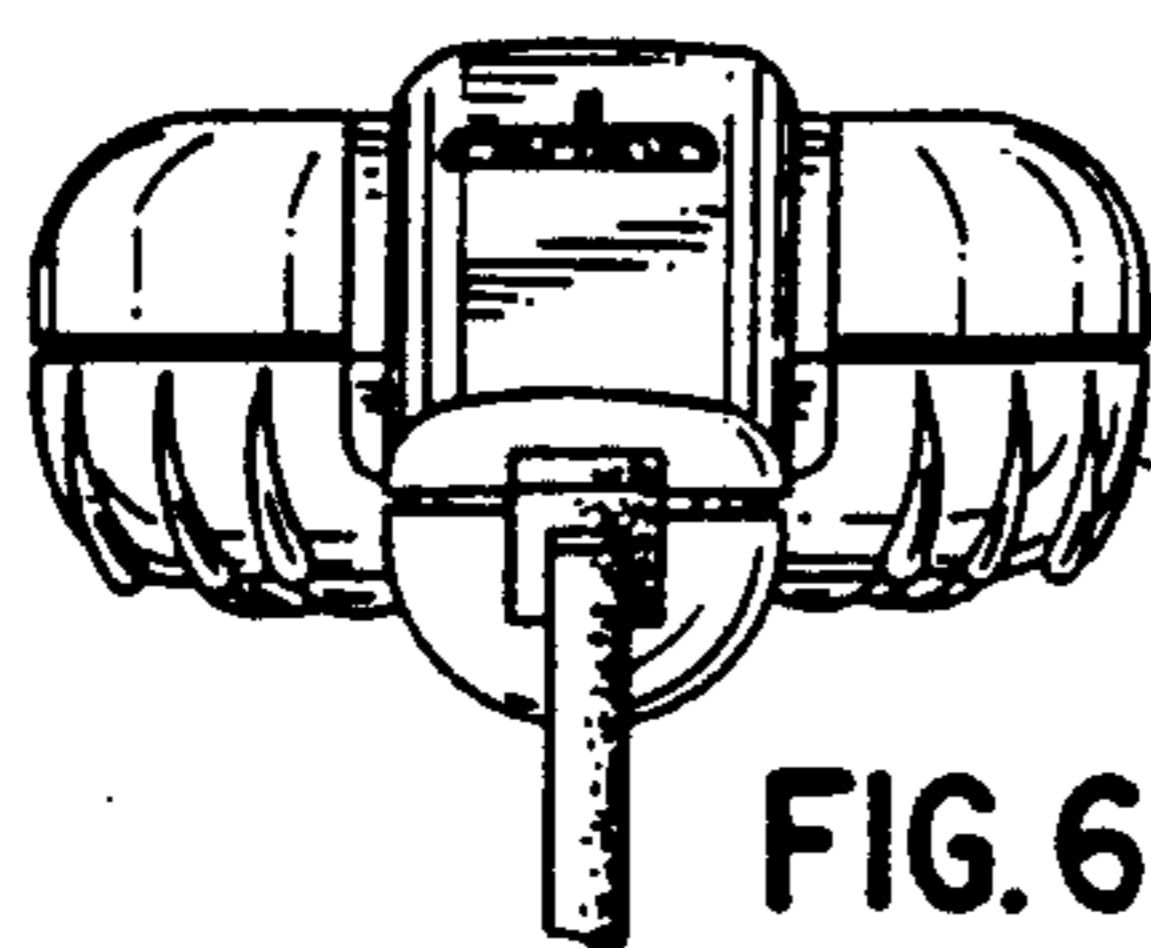


FIG. 6

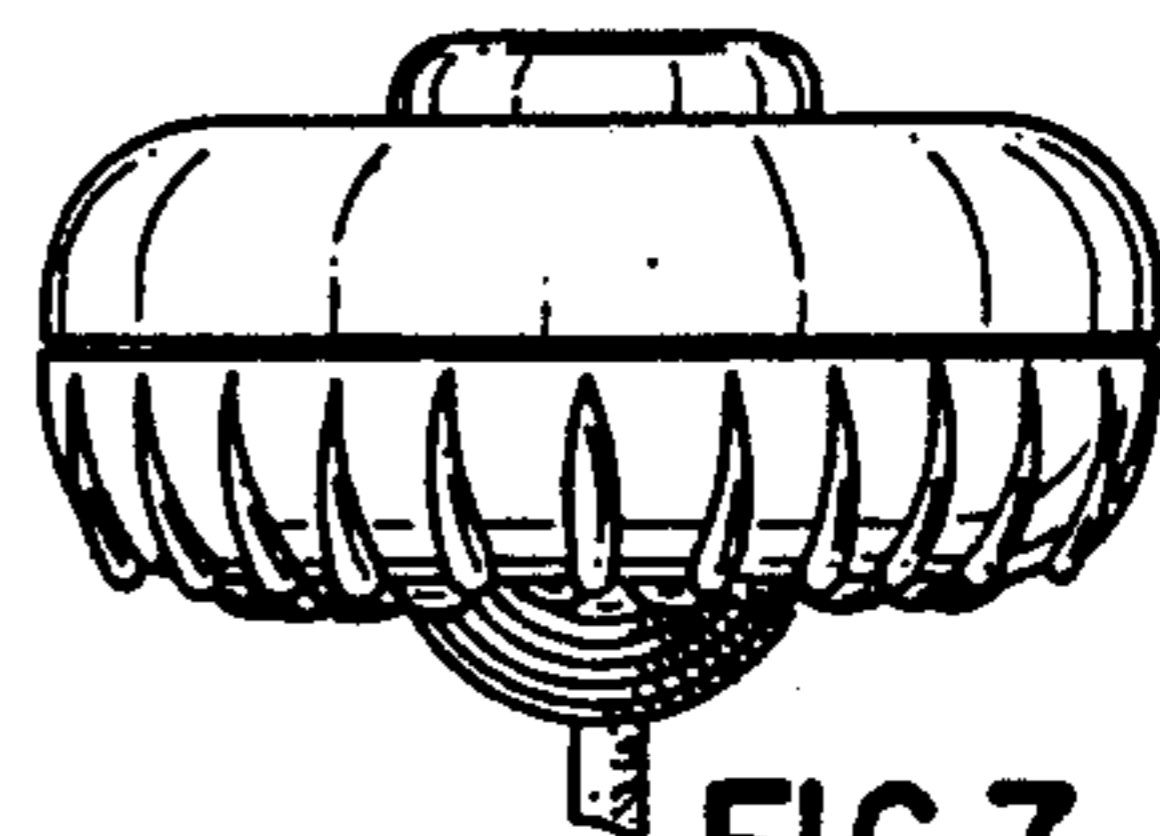


FIG. 7