



US00D324881S

United States Patent [19]

[11] Patent Number: **Des. 324,881**

Hasegawa

[45] Date of Patent: **** Mar. 24, 1992**

[54] **COMBINED WRITING INSTRUMENT SET AND CONTAINER THEREFOR**

4,415,092 11/1983 Boyer 211/69.1 X
4,562,923 1/1986 Katada et al. 206/214 X
4,798,310 1/1989 Kasai et al. 211/69.5

[75] Inventor: **Tsuyoshi Hasegawa, Tokyo, Japan**

[73] Assignee: **Tombow Pencil Co., Ltd., Tokyo, Japan**

Primary Examiner—Bruce W. Dunkins
Assistant Examiner—Martha Thompson
Attorney, Agent, or Firm—Townsend & Townsend

[**] Term: **14 Years**

[57] **CLAIM**

[21] Appl. No.: **277,092**

The ornamental design for a combined writing instrument set and container therefor, as shown and described.

[22] Filed: **Nov. 28, 1988**

[52] U.S. Cl. **D19/85; D3/74; D19/49; D19/56; D19/81**

DESCRIPTION

[58] Field of Search **D19/65, 35, 36, 75, D19/77, 81-85; D3/30.1, 74; 206/214, 371; 211/69.1-69.9**

FIG. 1 is a left front perspective view of a combined writing instrument set and container therefor showing my new design;

[56] **References Cited**

U.S. PATENT DOCUMENTS

D. 58,398	7/1921	Peshkin	D3/74
D. 291,947	9/1987	Nakata	D3/30.1 X
D. 305,777	1/1990	Lee	D19/85
D. 306,519	3/1990	Nakata	D3/74
D. 309,983	8/1990	Nakata	D19/85 X
1,350,118	8/1920	Spelling	206/214
2,412,938	12/1946	Amoth	206/371

FIG. 2 is a top plan view drawn to an enlarged scale;

FIG. 3 is a front elevational view of FIG. 2;

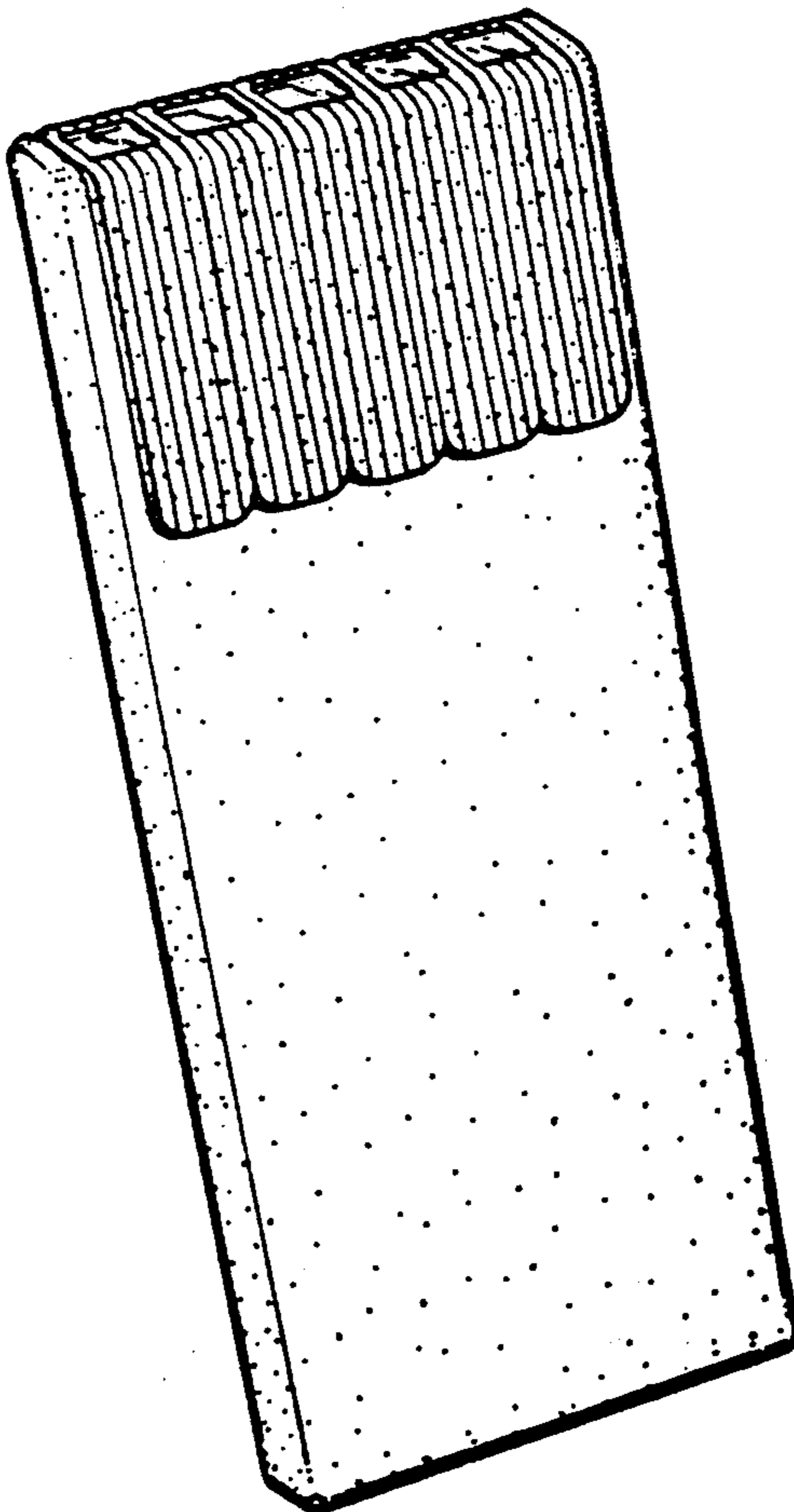
FIG. 4 is a right side elevational view of FIG. 2, the left side being a mirror image thereof;

FIG. 5 is a rear elevational view of FIG. 2;

FIG. 6 is a bottom plan view of FIG. 2;

FIG. 7 is a top plan view, drawn to the scale of FIG. 2, with the writing instrument set removed for convenience of illustration; and,

FIG. 8 is a front elevational view of FIG. 7.



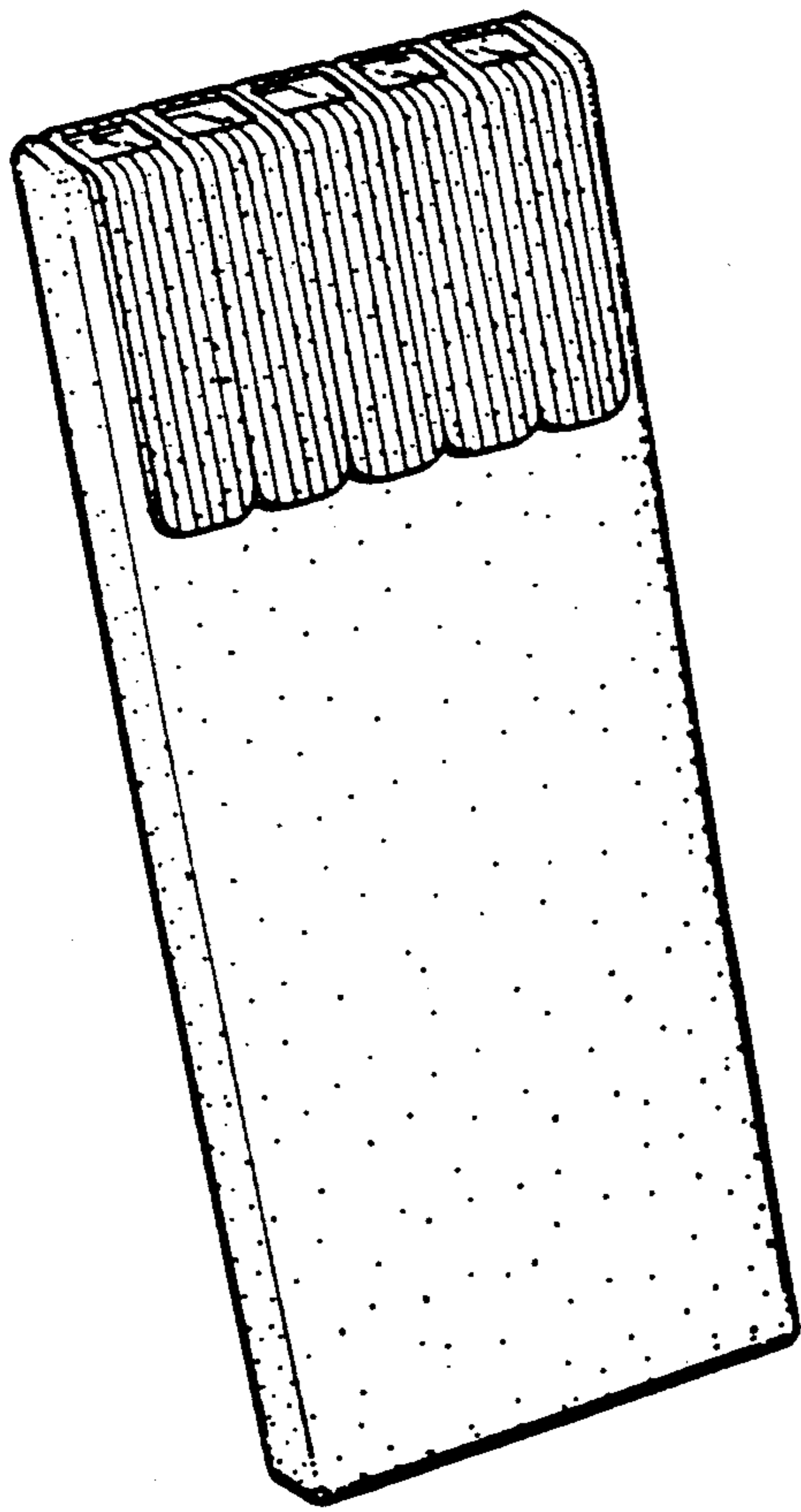


FIG. 1.

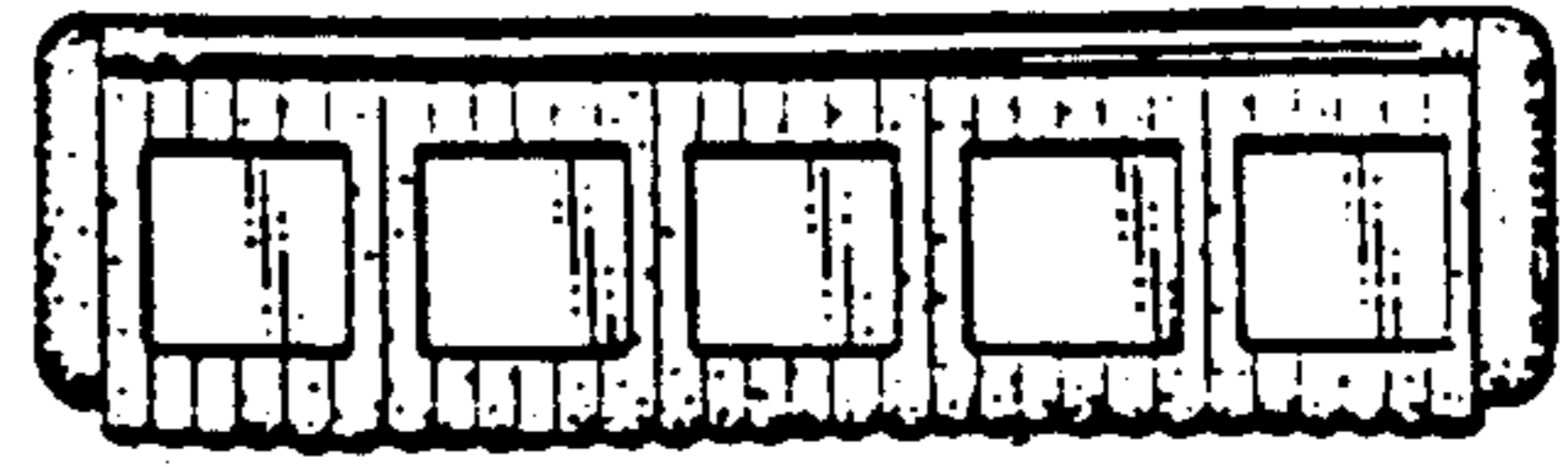


FIG. 2.




FIG. 3.



FIG. 6.

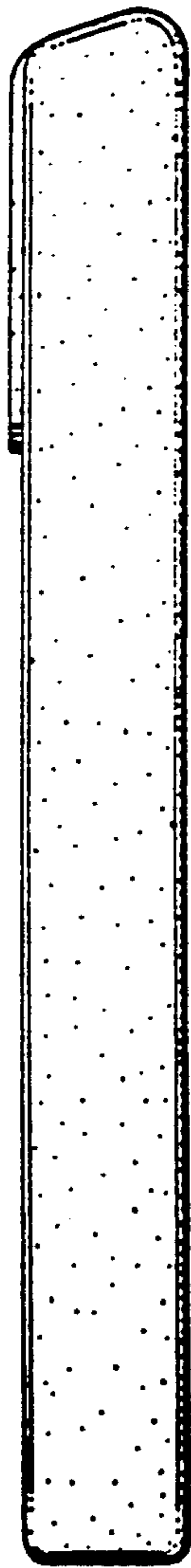


FIG. 4.

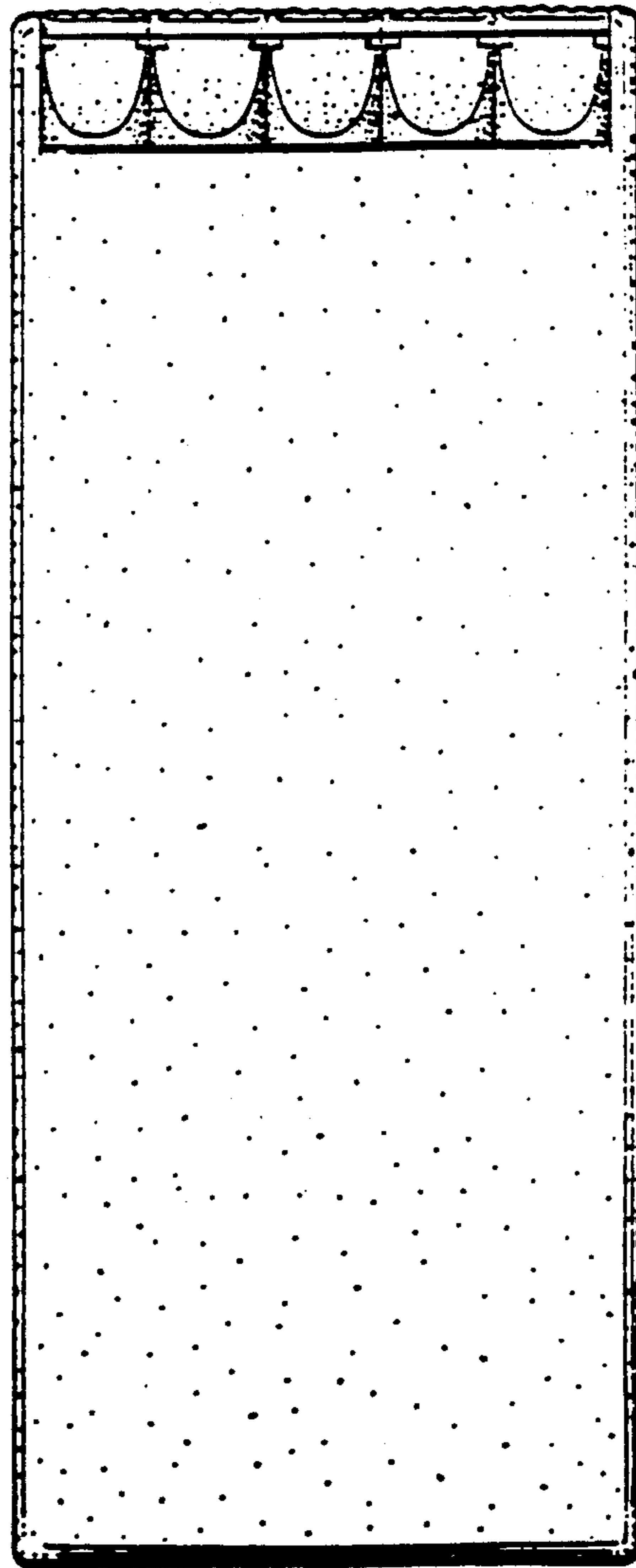


FIG. 5.

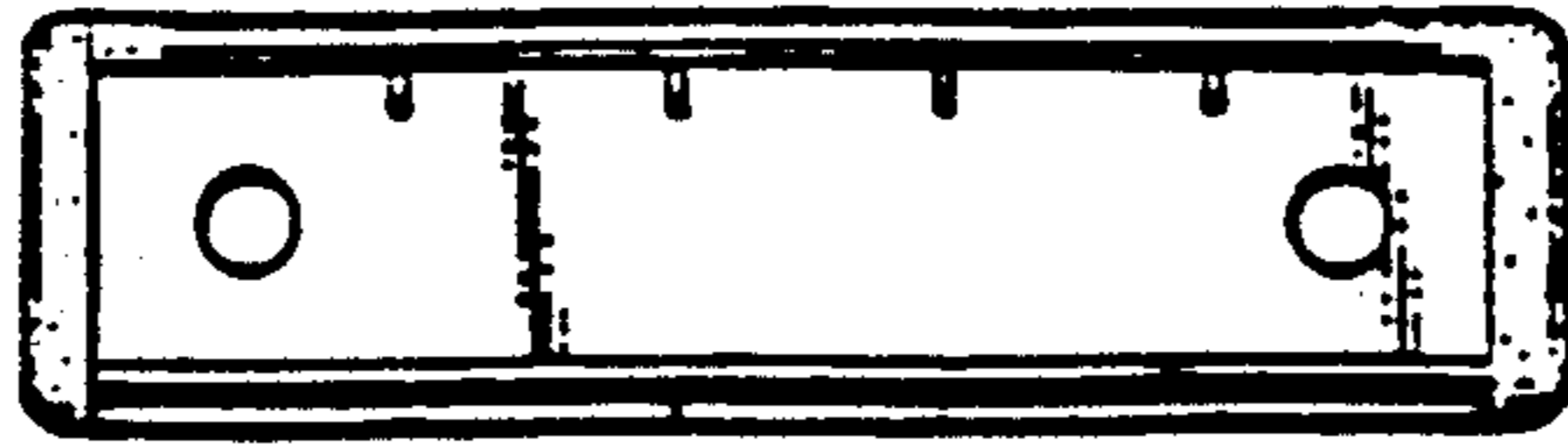


FIG. 7.




FIG. 8.