



US00D324879S

United States Patent [19]

[11] Patent Number: **Des. 324,879**

Morgan

[45] Date of Patent: **** Mar. 24, 1992**

[54] **COMBINED BOOK MARK AND WRITING INSTRUMENT**

[76] Inventor: **Barry Z. Morgan, 23 Pierce Place, Stamford, Conn. 06906**

[**] Term: **14 Years**

[21] Appl. No.: **315,704**

[22] Filed: **Feb. 27, 1989**

[52] U.S. Cl. **D19/36; D19/43; D19/48; D19/56; D19/57; D19/34**

[58] Field of Search **D19/34, 35, 36, 41-51, D19/54-58, 65, 81-85, 95, 99, 100; 401/195, 243-247; 33/483, 484, 485**

[56] **References Cited**

U.S. PATENT DOCUMENTS

- D. 170,467 9/1953 Kremin D19/34
- D. 180,956 9/1957 Maier D19/34 X
- D. 207,563 5/1967 Bailey, Jr. D19/36
- D. 235,174 5/1975 Gardner D19/34 X

- D. 248,864 8/1978 Yen D19/36
- D. 295,537 5/1988 Davidson et al. D19/43
- D. 300,331 3/1989 Horntrich D19/43
- D. 307,442 4/1990 Cooper D19/34
- 1,974,667 9/1934 Solinger D19/36 X
- 2,172,597 9/1939 Simpson 401/195 X
- 3,261,548 7/1966 Riehle 401/195

Primary Examiner—Bruce W. Dunkins
Assistant Examiner—Martha Thompson

[57] **CLAIM**

The ornamental design for a combined book mark and writing instrument, as shown and described.

DESCRIPTION

FIG. 1 is a top plan view of a combined book mark and writing instrument showing my new design; FIG. 2 is a front elevational view; FIG. 3 is a rear elevational view; FIG. 4 is a right side elevational view; FIG. 5 is a bottom plan view; and, FIG. 6 is a front perspective view with the cap member in a stored position.

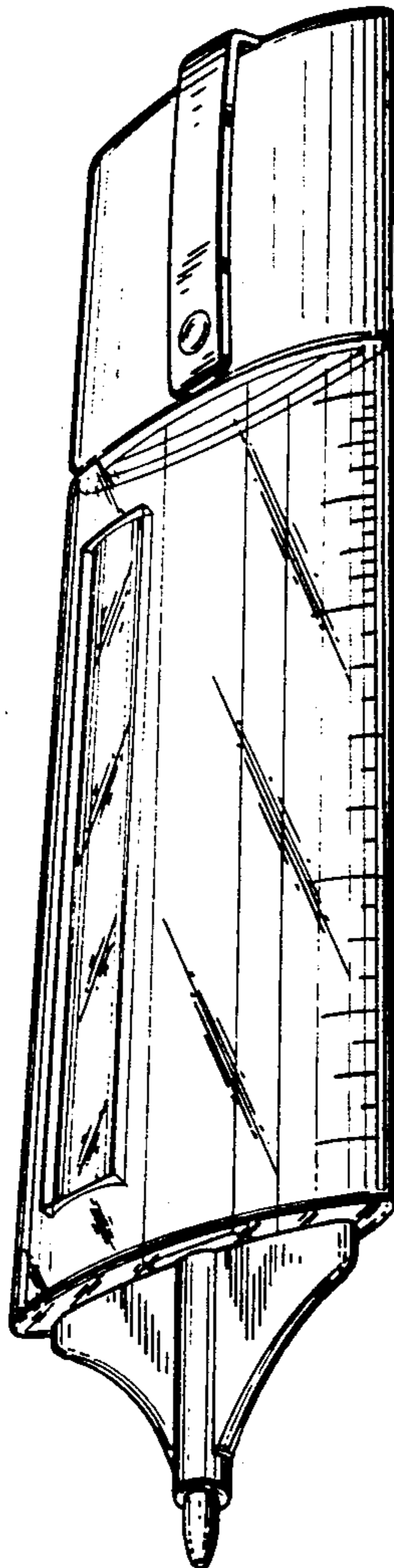


FIG. 1



FIG. 2

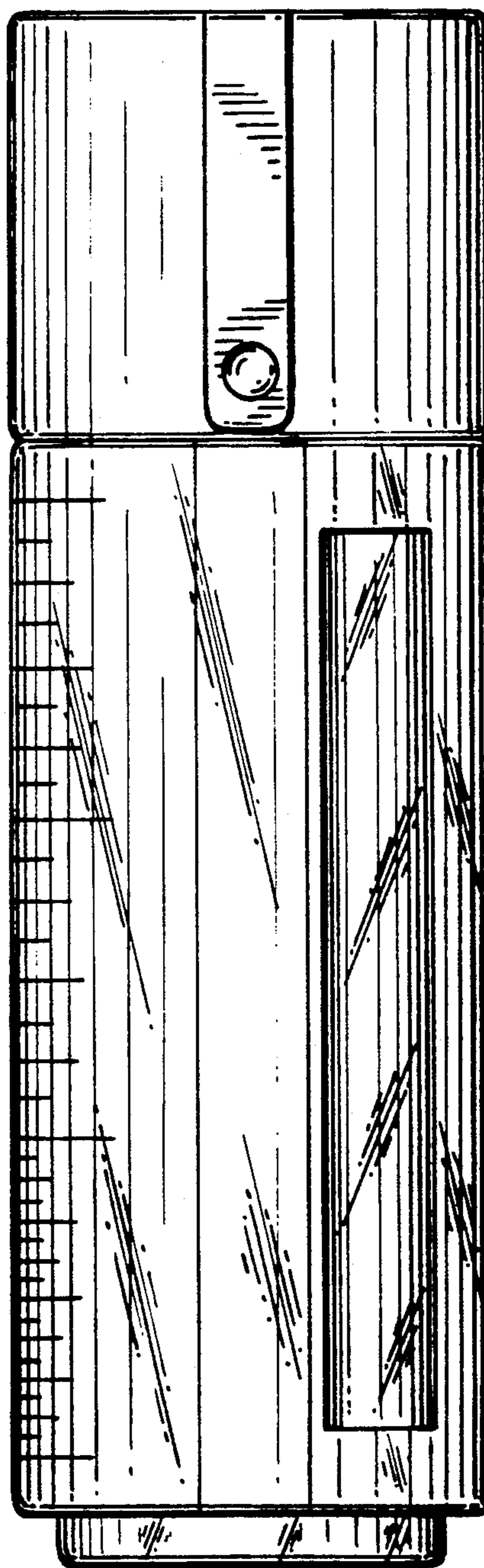


FIG. 3

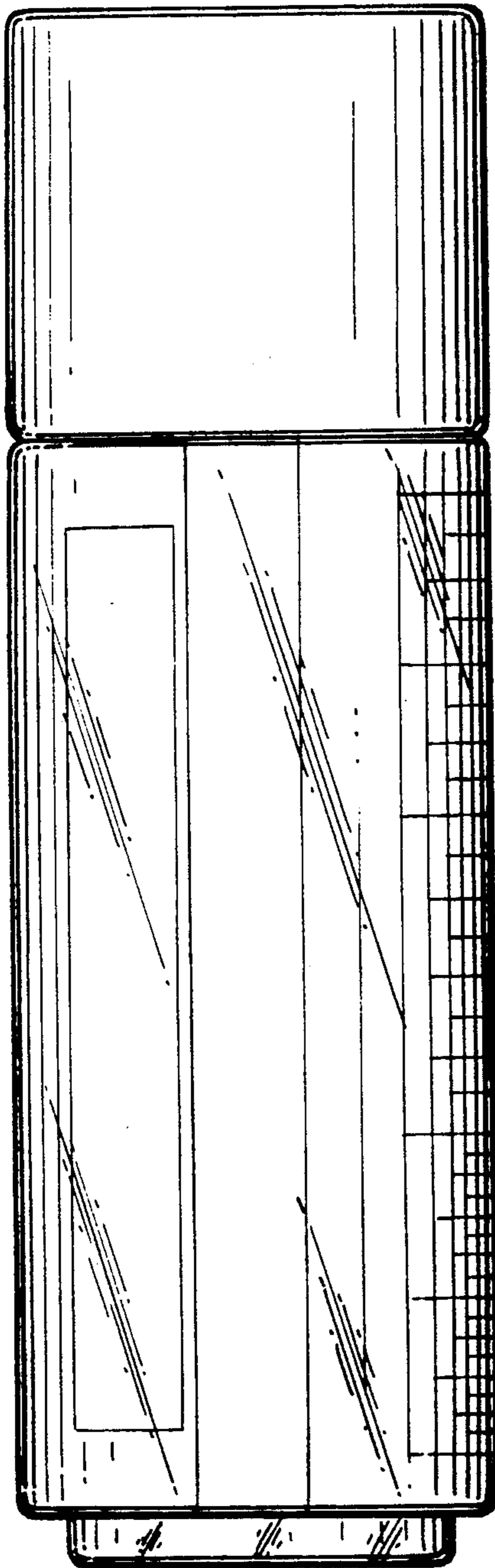


FIG. 4




FIG. 5




FIG. 6

