



US00D324874S

# United States Patent [19]

[11] Patent Number: **Des. 324,874**

**Kardach**

[45] Date of Patent: **\*\* Mar. 24, 1992**

- [54] CAMCORDER SHOULDER REST WITH HANDLE
- [76] Inventor: **Gerald E. Kardach**, 708 Edgewood Ave., South Milwaukee, Wis. 53172
- [\*\*] Term: **14 Years**
- [21] Appl. No.: **498,591**
- [22] Filed: **Mar. 12, 1990**
- [52] U.S. Cl. .... **D16/243**
- [58] Field of Search ..... D16/202, 205, 206, 242, D16/243; 224/185, 201, 265, 270, 271, 908; 294/139; 354/81, 82, 293

4,963,904 10/1990 Lee ..... 354/82

### OTHER PUBLICATIONS

Video Review, Apr. 1982, p. 29.

*Primary Examiner*—Bernard Ansher

*Assistant Examiner*—Adir Aronovich

### [57] CLAIM

The ornamental design for a camcorder shoulder rest with handle, as shown.

### DESCRIPTION

FIG. 1 is a top, front and right side perspective view of a camera shoulder rest with handle showing my new design;

FIG. 2 is a top plan view, thereof;

FIG. 3 is a right side elevation view, thereof;

FIG. 4 is a bottom plan view, thereof;

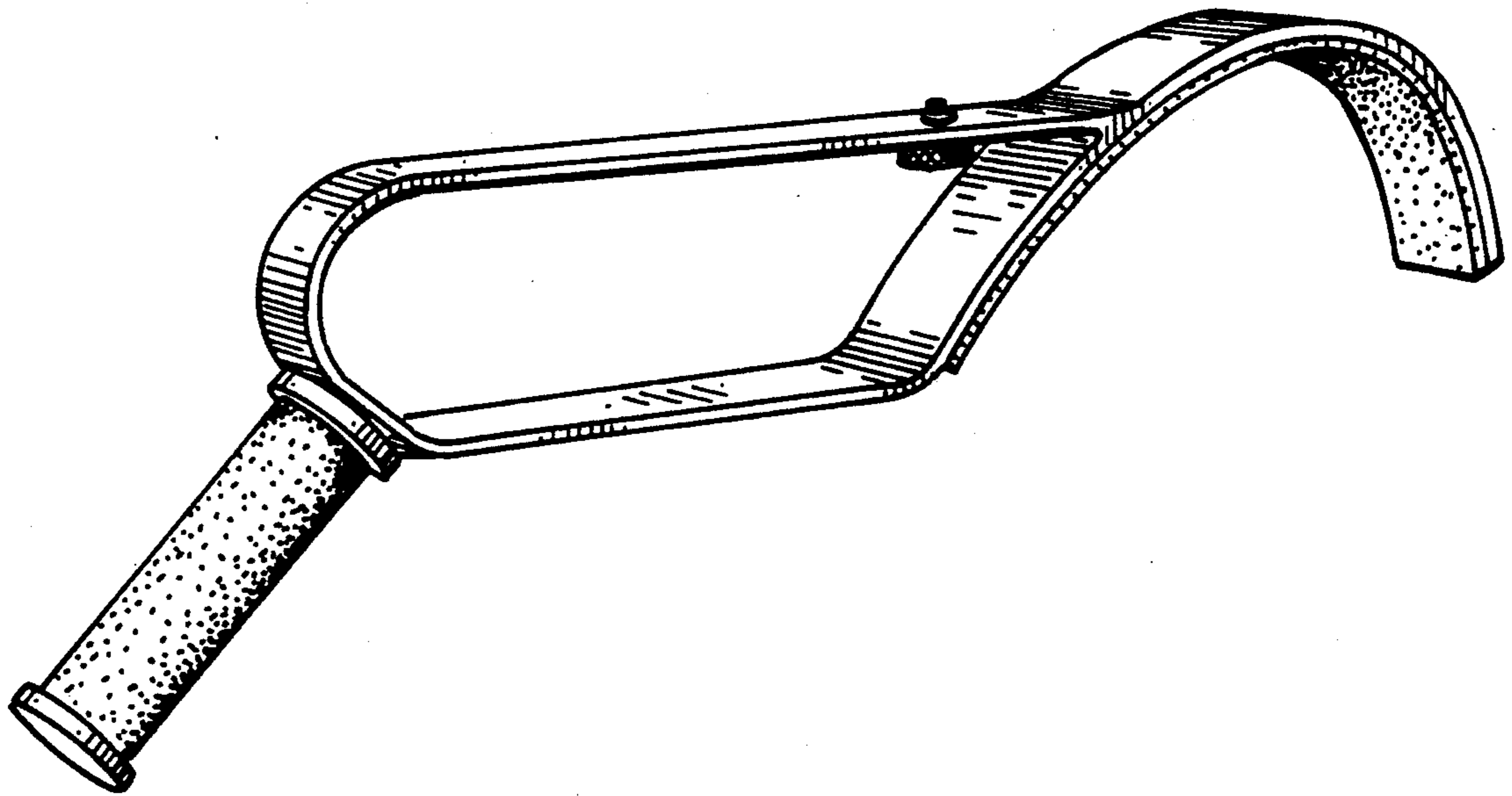
FIG. 5 is a front elevation view, thereof; and,


FIG. 6 is a rear elevation view, thereof.

### [56] References Cited

#### U.S. PATENT DOCUMENTS

D. 224,053	6/1972	Stein	.....	D16/243
D. 302,171	7/1989	Assel et al.	.....	D16/243
2,712,779	7/1955	Tolcher	.....	354/82
2,753,778	7/1956	Tolcher	.....	354/82

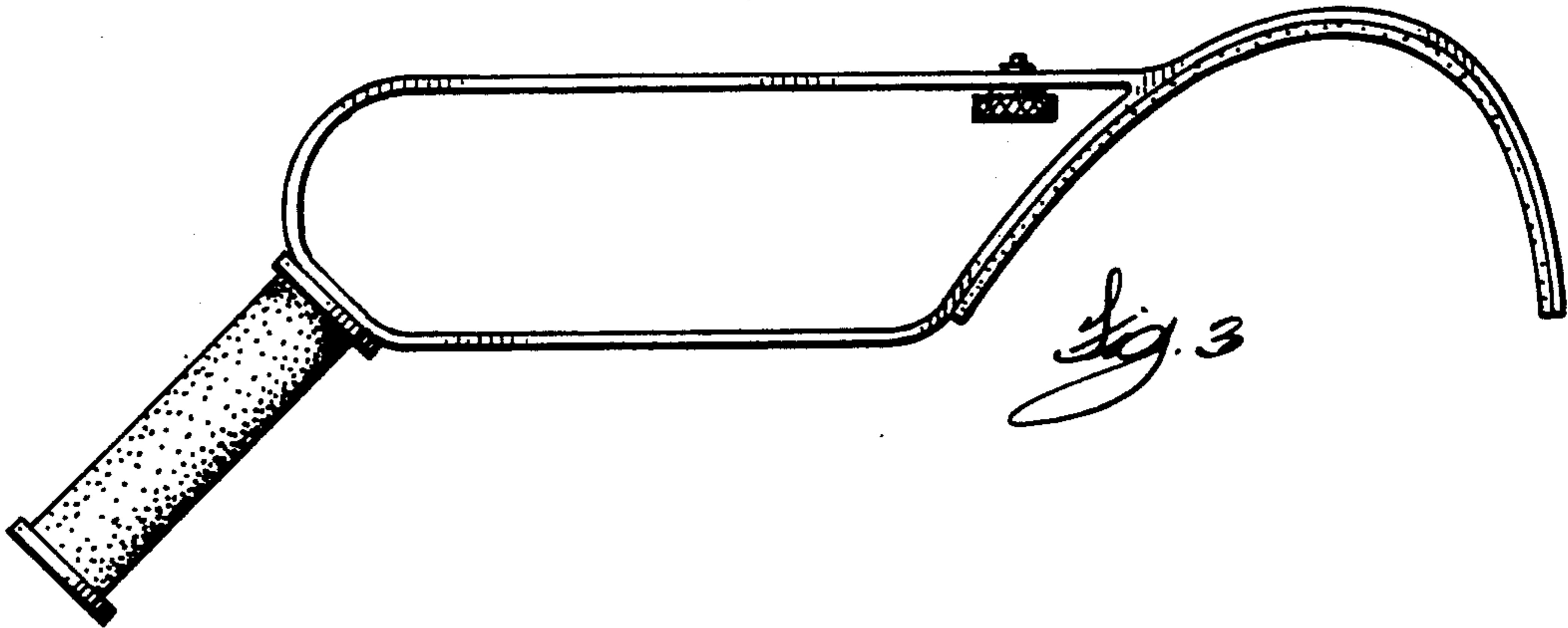




*fig. 1*



*fig. 2*



*fig. 3*



*fig. 4*

*fig. 5*



*fig. 6*

