



US00D324854S

United States Patent [19]

[11] Patent Number: **Des. 324,854**

Lee

[45] Date of Patent: **** Mar. 24, 1992**

[54] **COMPUTER**

[75] Inventor: **Cheng-Chang Lee, Taipei, Taiwan**

[73] Assignee: **Acer Incorporated, Hsin Chu Science-Based Industrial Park, Taiwan**

[**] Term: **14 Years**

[21] Appl. No.: **233,294**

[22] Filed: **Aug. 17, 1988**

[52] U.S. Cl. **D14/100**

[58] Field of Search **D14/100-117; D13/163, 184; 360/97.01-99.12, 132, 133; 361/330-335, 380-385, 390-395, 415, 426; 364/130, 708; 174/52.1**

[56] **References Cited**

U.S. PATENT DOCUMENTS

- D. 277,186 1/1985 Moriconi D14/100
- D. 277,283 1/1985 Empson et al. D14/100
- D. 279,675 7/1985 Akiyama D14/100

- D. 280,410 9/1985 Sakamoto D14/100
- D. 292,515 10/1987 Martin D14/100
- D. 296,696 7/1988 Yokoi et al. D14/100
- D. 307,135 4/1990 Sato et al. D14/100


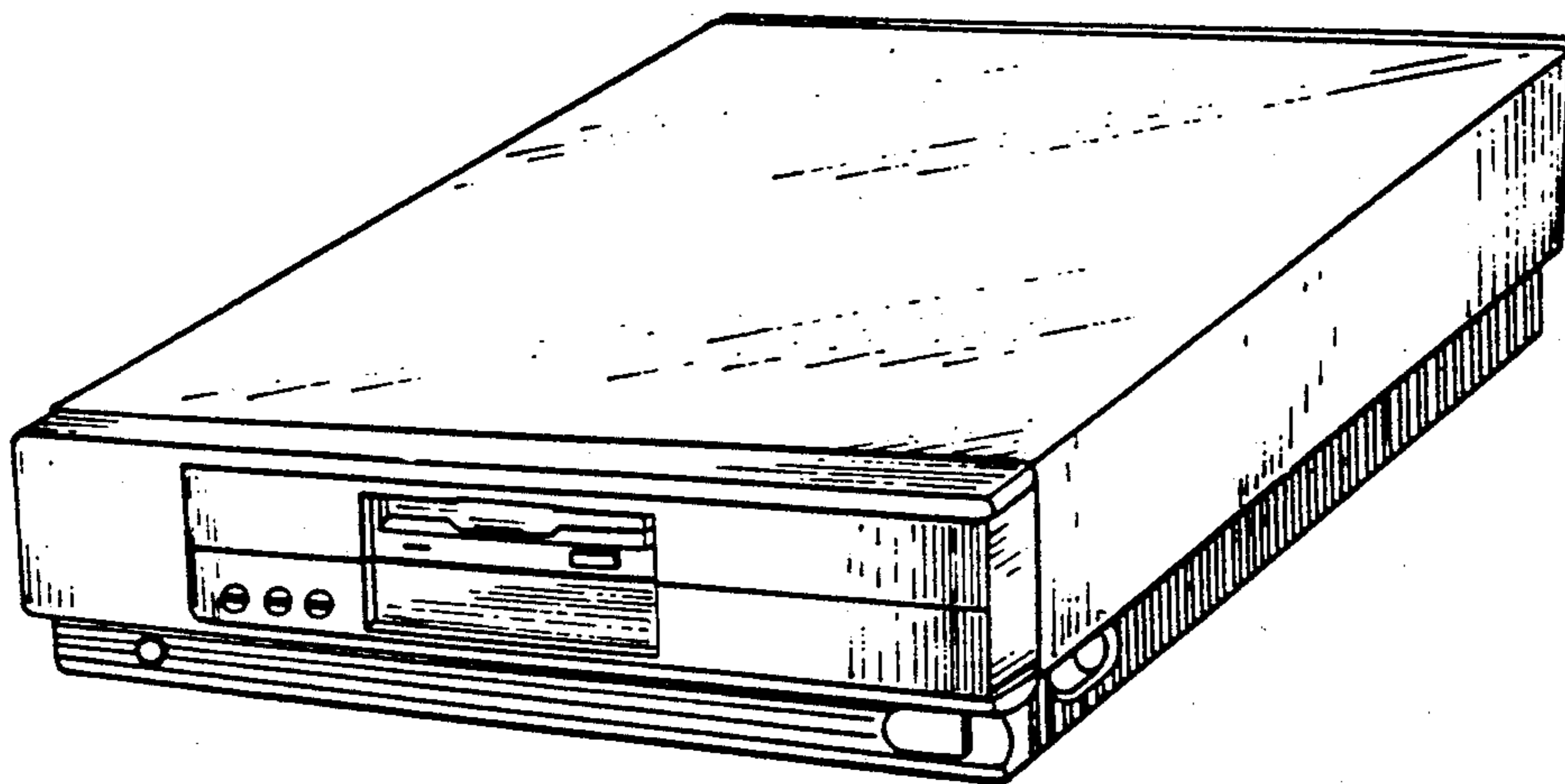
Primary Examiner—Wallace R. Burke
Assistant Examiner—Freda S. Nunn
Attorney, Agent, or Firm—Robert C. Colwell; Greg T. Sueoka

[57] **CLAIM**

The ornamental design for a computer, as shown and described.

DESCRIPTION

FIG. 1 is a top, front, right side perspective view of a computer showing my new design;
FIG. 2 is an enlarged front elevational view thereof;
FIG. 3 is an enlarged rear elevational view thereof;
FIG. 4 is a top plan view thereof;
FIG. 5 is a bottom plan view thereof;
FIG. 6 is an enlarged right side elevational view thereof; and,
FIG. 7 is an enlarged left side elevational view thereof.



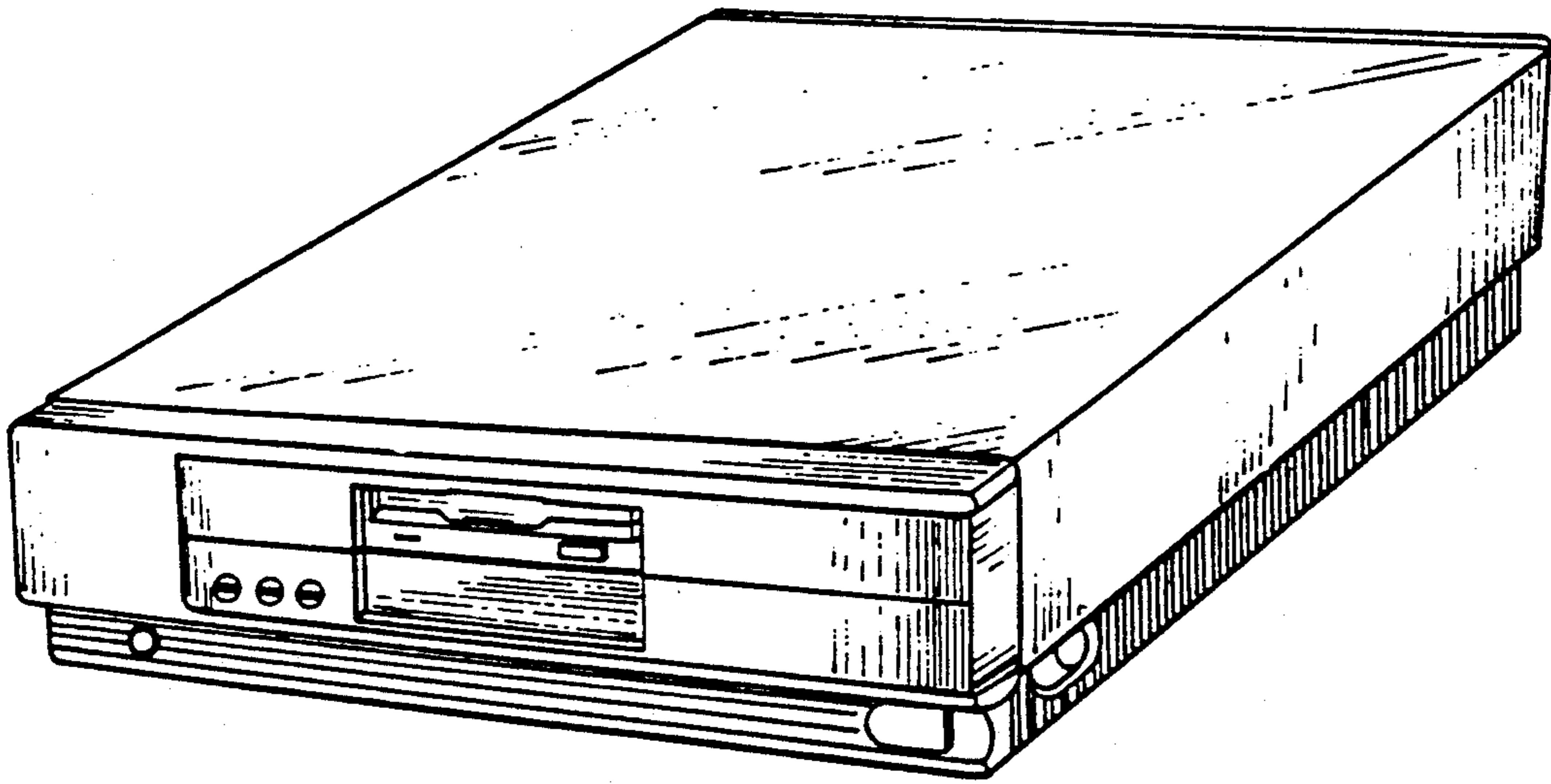


FIG. 1.

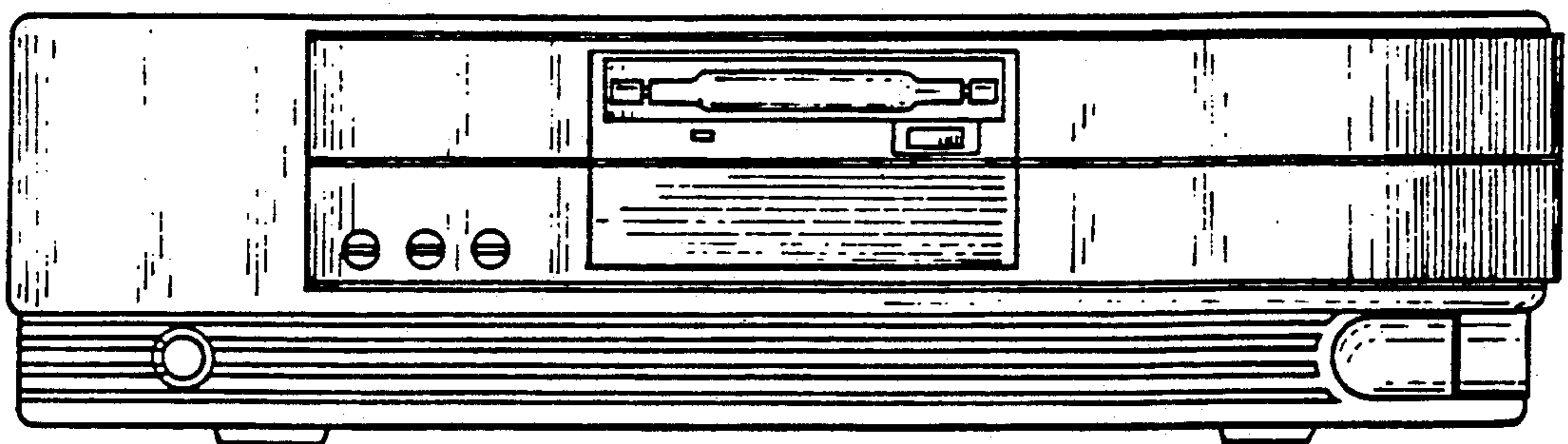


FIG. 2.

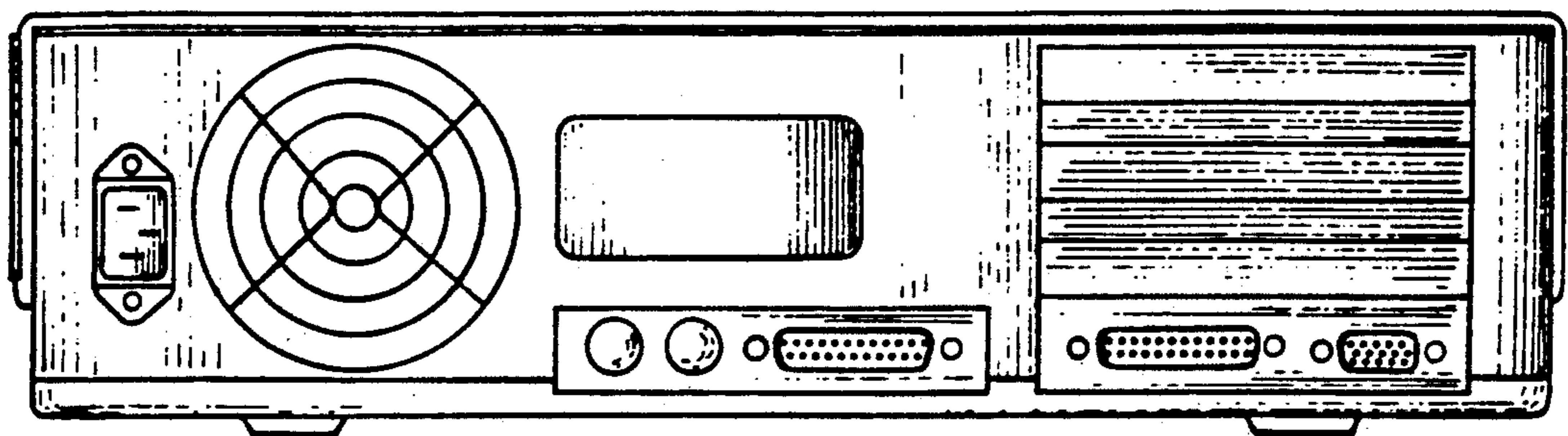


FIG. 3.




FIG. 4.

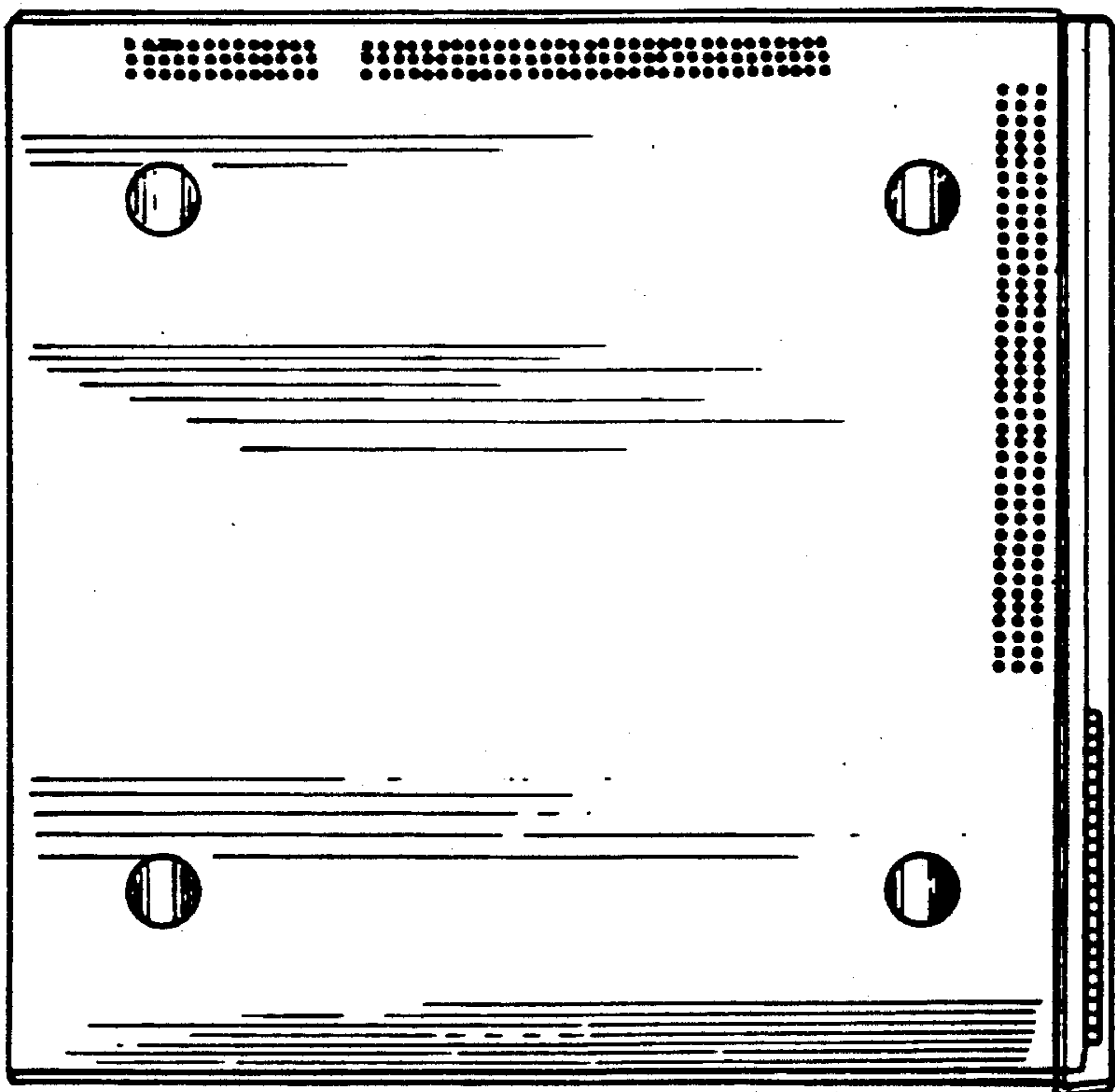


FIG. 5.




FIG. 6.




FIG. 7.