



US00D324844S

# United States Patent [19]

[11] Patent Number: **Des. 324,844**

Simpson, Jr. et al.

[45] Date of Patent: **\*\* Mar. 24, 1992**

[54] BOAT

D. 242,993 1/1977 Ross et al. .... D12/310

[76] Inventors: **George D. Simpson, Jr.; George D. Simpson, Sr.**, both of P.O. Box 95, Smyrna, N.C. 28579-0095

### FOREIGN PATENT DOCUMENTS

1297511 8/1961 France ..... 114/56

[\*\*] Term: **14 Years**

*Primary Examiner*—Kay H. Chin  
*Attorney, Agent, or Firm*—Rhodes, Coats & Bennett

[21] Appl. No.: **559,892**

### [57] CLAIM

[22] Filed: **Jul. 30, 1990**

The ornamental design for a boat, as shown and described.

[52] U.S. Cl. .... **D12/314; D12/302**

[58] Field of Search ..... **D12/300, 302, 310-314, D12/316; 114/56, 288-292, 344, 343**

### DESCRIPTION

### [56] References Cited

#### U.S. PATENT DOCUMENTS

- D. 219,463 12/1970 Diamond ..... D12/317
- D. 219,484 12/1970 Lott ..... D12/300
- D. 223,268 4/1972 Molzen ..... D12/307

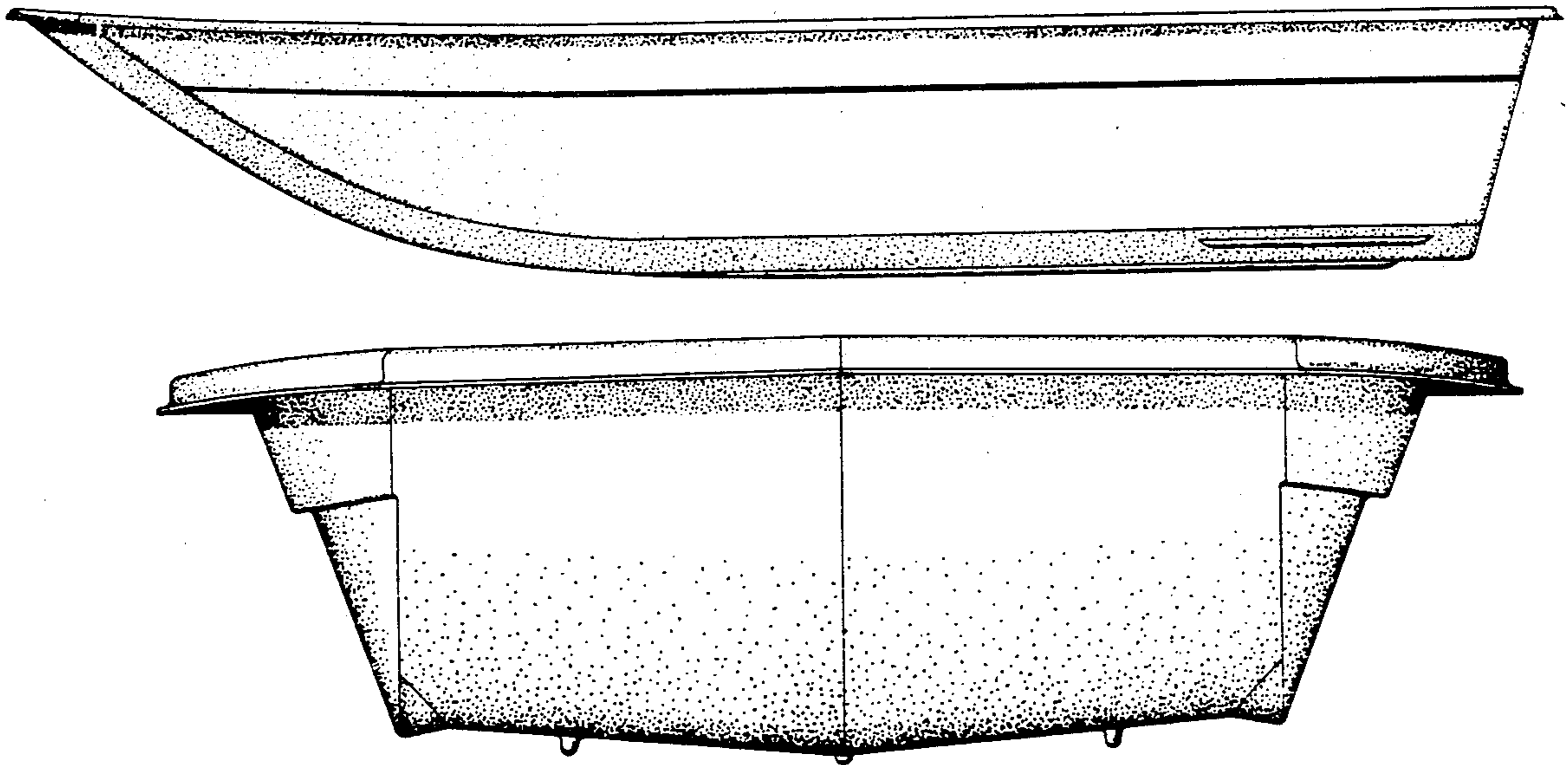
FIG. 1 is a side elevational view of a boat showing our new design, the opposite side view being a mirror image of that shown;

FIG. 2 is a top plan view thereof;

FIG. 3 is a bottom plan view thereof;

FIG. 4 is a front elevational view thereof; and,

FIG. 5 is a rear elevational view thereof.






FIG. 1




FIG. 2

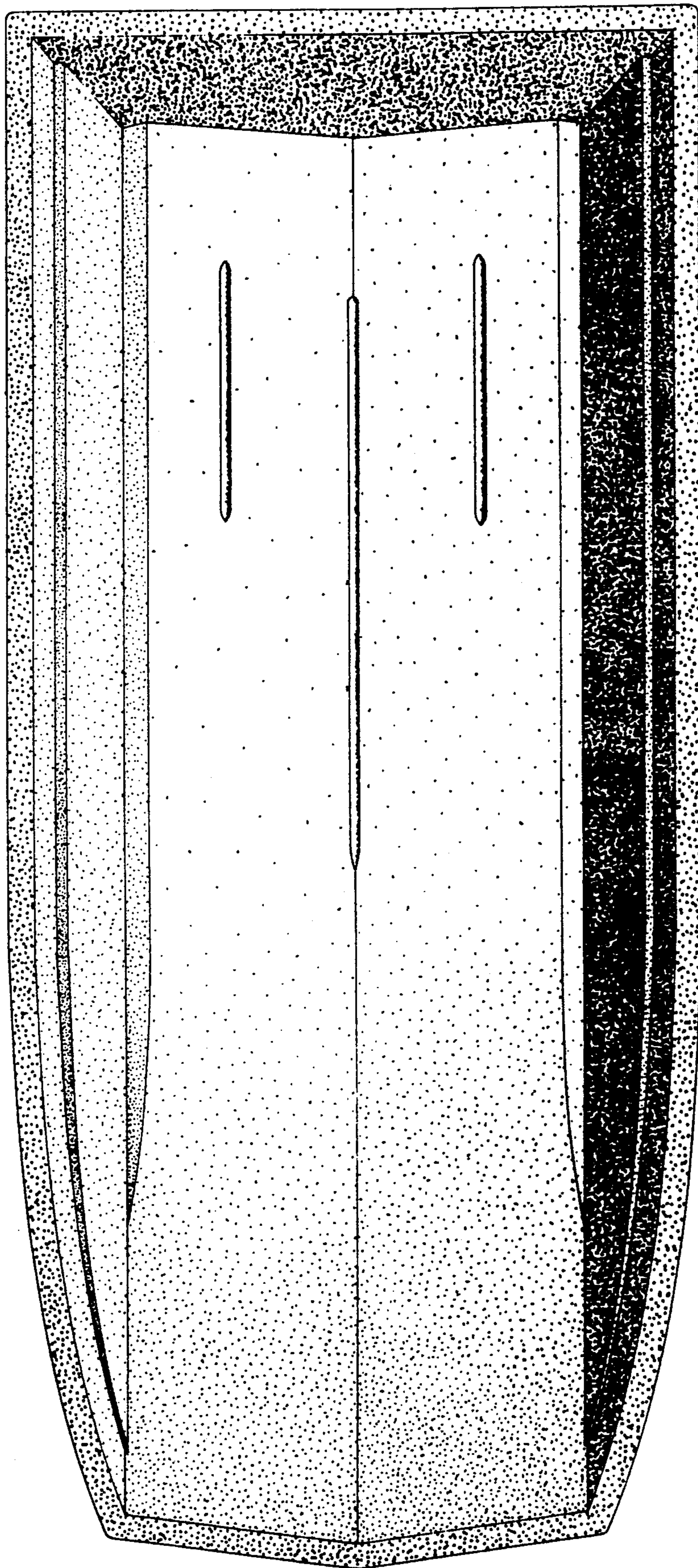


FIG. 3

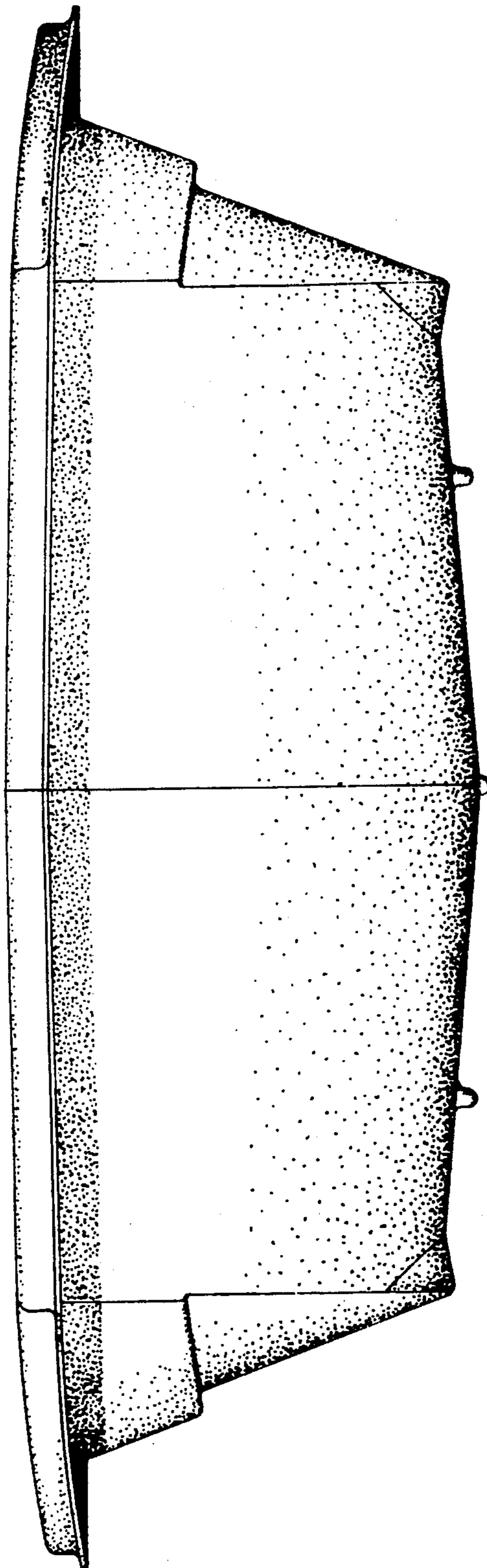


FIG. 4

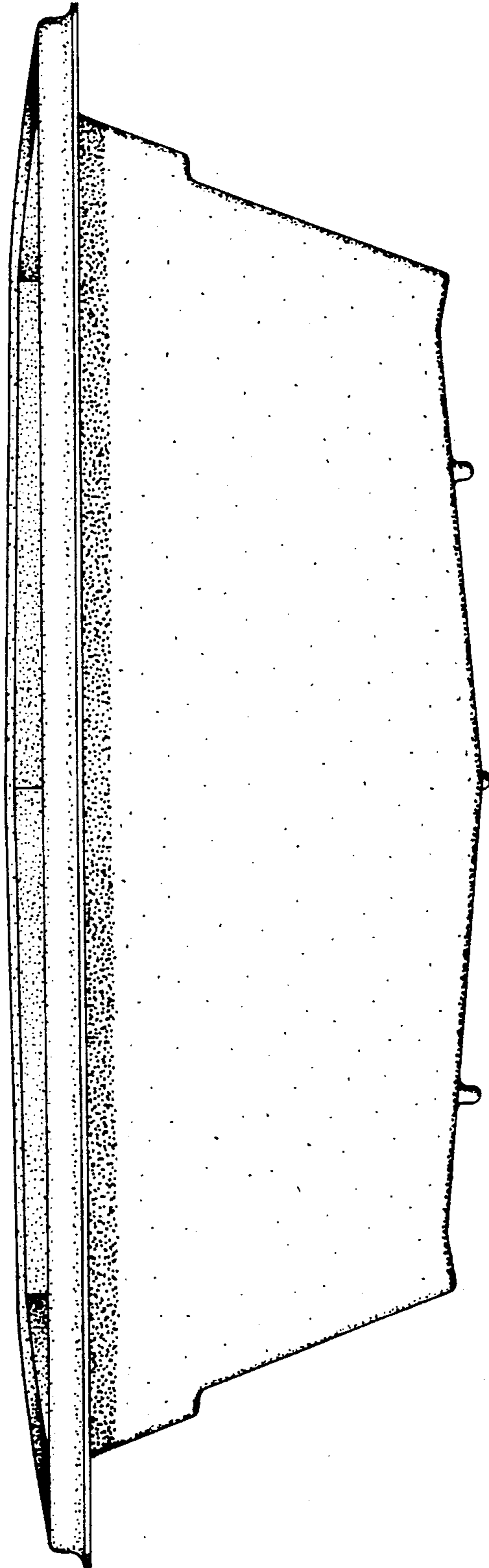


FIG. 5