



US00D324839S

United States Patent [19]

[11] Patent Number: **Des. 324,839**

Maxwell et al.

[45] Date of Patent: **** Mar. 24, 1992**

[54] **TIRE TREAD AND BUTTRESS**

[75] Inventors: **Paul B. Maxwell, Akron; Darrell E. Covert, Uniontown; Rudy E. Consolacion, Cuyahoga Falls, all of Ohio**

[73] Assignee: **The Goodyear Tire & Rubber Company, Akron, Ohio**

[**] Term: **14 Years**

[21] Appl. No.: **468,996**

[22] Filed: **Jan. 22, 1990**

[52] U.S. Cl. **D12/147**

[58] Field of Search **D12/136, 145-151; 152/209 R, 209 A, 209 B, 209 D**

[56] **References Cited**

U.S. PATENT DOCUMENTS

D. 283,499	4/1986	Hammond	D12/146
D. 284,364	6/1986	Nakanishi et al.	D12/145
D. 284,750	7/1986	Kawabata	D12/147
D. 287,236	12/1986	Yonekura et al.	D12/140
D. 287,349	12/1986	Yonekura et al.	D12/140
D. 296,093	6/1988	Mezzanotte	D12/146
D. 311,890	11/1990	Covert et al.	D12/147
2,534,869	12/1950	Jones	152/209 R
3,155,135	11/1964	Klenk	152/353
3,162,229	12/1964	Ellenrieder et al.	152/209 R
3,286,756	11/1966	Ellenrieder et al.	152/209 R
3,405,753	10/1968	Verdier	152/209 R
3,705,613	12/1972	Verdier	152/209 R
3,861,436	1/1975	Poque	152/209 R
4,429,728	2/1984	Ippen et al.	152/209 A
4,635,694	1/1987	Hosokawa	152/209 A
4,732,194	3/1988	Samoto et al.	152/209 R
4,785,863	11/1988	Tsuda et al.	152/209 A

FOREIGN PATENT DOCUMENTS

0296605	6/1988	European Pat. Off. .
0338491	4/1989	European Pat. Off. .

0346781	6/1989	European Pat. Off. .
0347817	6/1989	European Pat. Off. .
2263455	7/1974	Fed. Rep. of Germany .
3815829	1/1988	Fed. Rep. of Germany .
745553	7/1988	Japan .
1050079	11/1987	United Kingdom .

OTHER PUBLICATIONS

Bridgestone, "WT-05", *Gummibereifung*, Mar. 1988, p. 62.
 1989 Tread Design Guide, p. 201, Goodyear RL-2F Radial Tire, third row down from top & second tire in from left side of page.
 1989 Tread Design Guide, p. 203, Michelin XRD Tire, second row down from top & second tire in from left side of page.
 Bridgestone Asymmetric Tires, *Modern Tire Dealer*, Feb. 1988, p. 46.

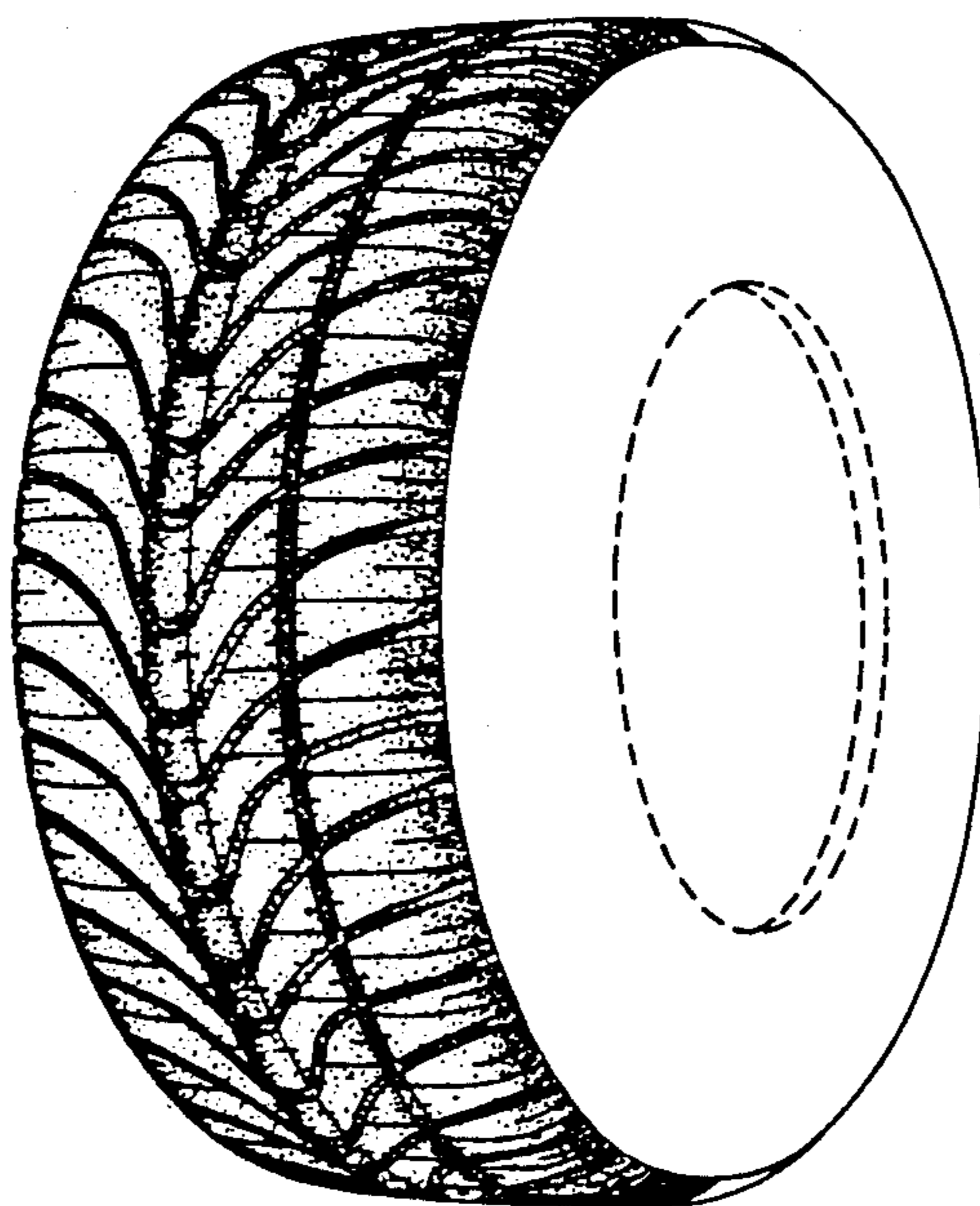
Primary Examiner—James M. Gandy
Attorney, Agent, or Firm—T. P. Lewandowski; L. R. Drayer

[57] **CLAIM**

The ornamental design for a tire tread and buttress, as shown and described.

DESCRIPTION

FIG. 1 is a perspective view of a tire tread and buttress showing our new design, it being understood that the pattern is repeated throughout the circumference of the tread and buttress, the opposite side being substantially the same as that shown;
 FIG. 2 is a front elevational view thereof;
 FIG. 3 is an enlarged fragmentary side elevational view of one side thereof; and,
 FIG. 4 is an enlarged fragmentary side elevational view of the other side thereof.
 The broken line showing of environmental structure in FIGS. 1, 3 and 4 of the drawing is for illustrative purposes only and forms no part of the claimed design.



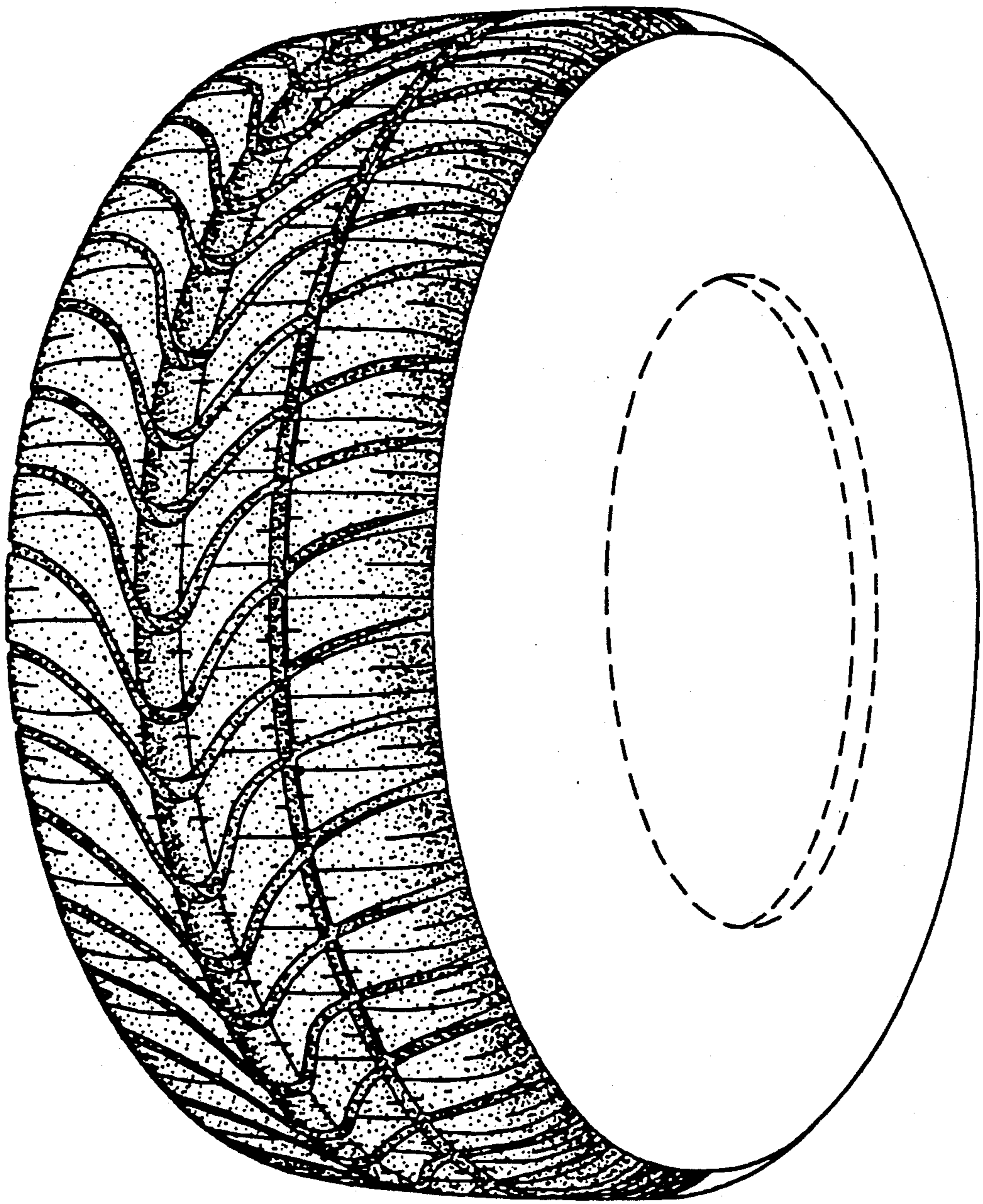


FIG-1




FIG-2

FIG. 3

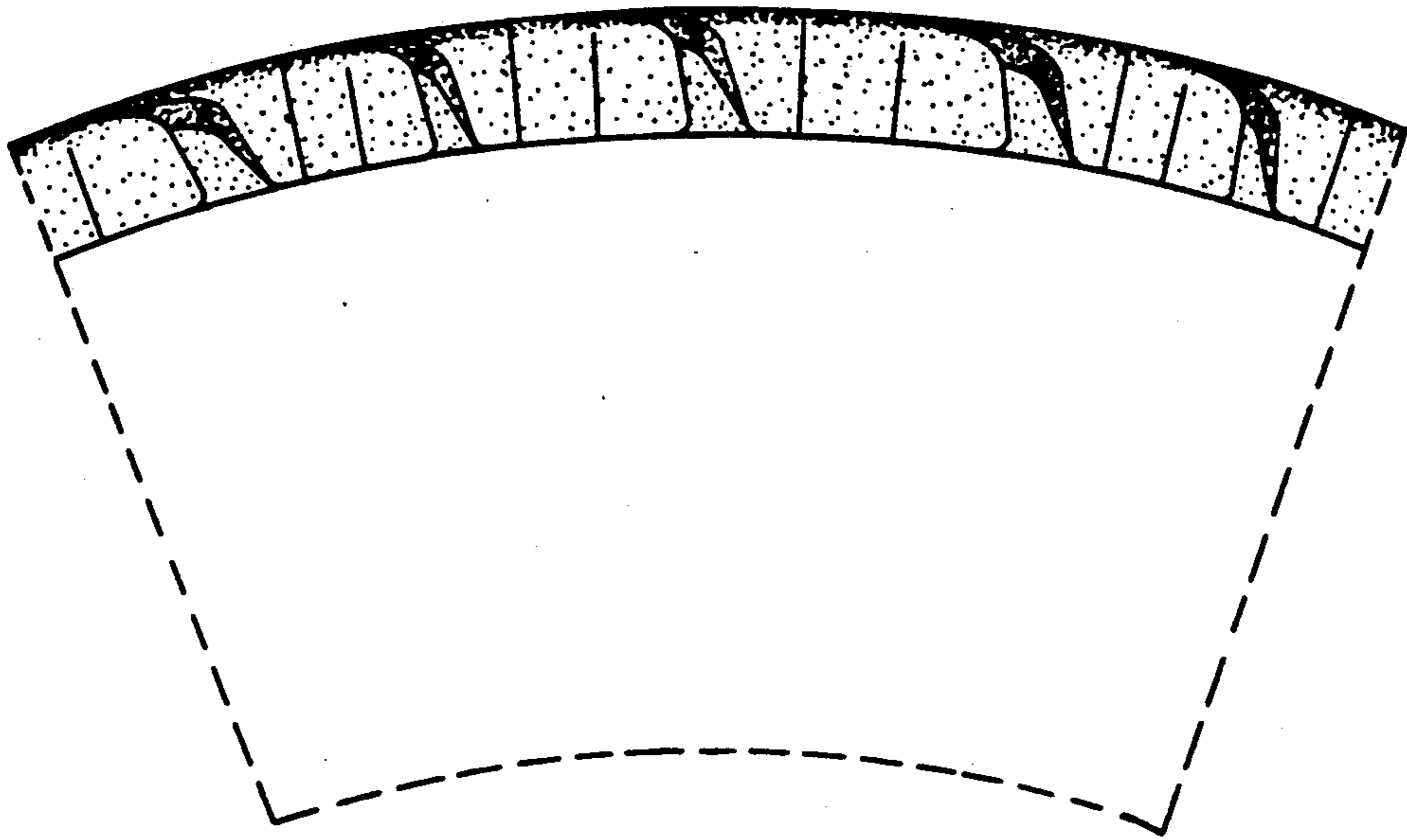


FIG. 4

