



US00D324827S

# United States Patent [19]

[11] Patent Number: **Des. 324,827**

Morishima

[45] Date of Patent: **\*\* Mar. 24, 1992**

[54] **STOP WATCH**

[75] Inventor: **Takashi Morishima, Akishima, Japan**

[73] Assignee: **Casio Computer Co., Ltd., Tokyo, Japan**

[\*\*] Term: **14 Years**

[21] Appl. No.: **403,723**

[22] Filed: **Sep. 6, 1989**

[52] U.S. Cl. .... **D10/30**

[58] Field of Search ..... **D10/1-40, D10/122-132, 368/82-84, 107-121, 239-242, 280-282, 285**

Sporting Goods Dealer-9/78-p. 205-Stop Watch at top-right.

Hong Kong Enterprise-11/85-p. 93-Stop Watch at bottom.

Jeweler's Circular-Keystone-7/66-p. 163-Watches at bottom.

*Primary Examiner*—Nelson C. Holtje  
*Attorney, Agent, or Firm*—Frishauf, Holtz, Goodman & Woodward

[57] **CLAIM**

The ornamental design for a stop watch, as shown and described.

**DESCRIPTION**

FIG. 1 is a front elevational view of a stop watch showing my new design;

FIG. 2 is a top plan view thereof;

FIG. 3 is a right side elevational view thereof, the left side being a mirror image;

FIG. 4 is a bottom plan view thereof;

FIG. 5 is a rear elevational view thereof; and,

FIG. 6 is a front and bottom perspective view thereof.

[56] **References Cited**

**U.S. PATENT DOCUMENTS**

4,690,568 9/1987 Odagiri ..... 368/107

**OTHER PUBLICATIONS**

W. Bell Cat. 1987-p. 98-Stop Watched 7-9 at center.




FIG. 2




FIG. 1



FIG. 3




FIG. 4




FIG. 5

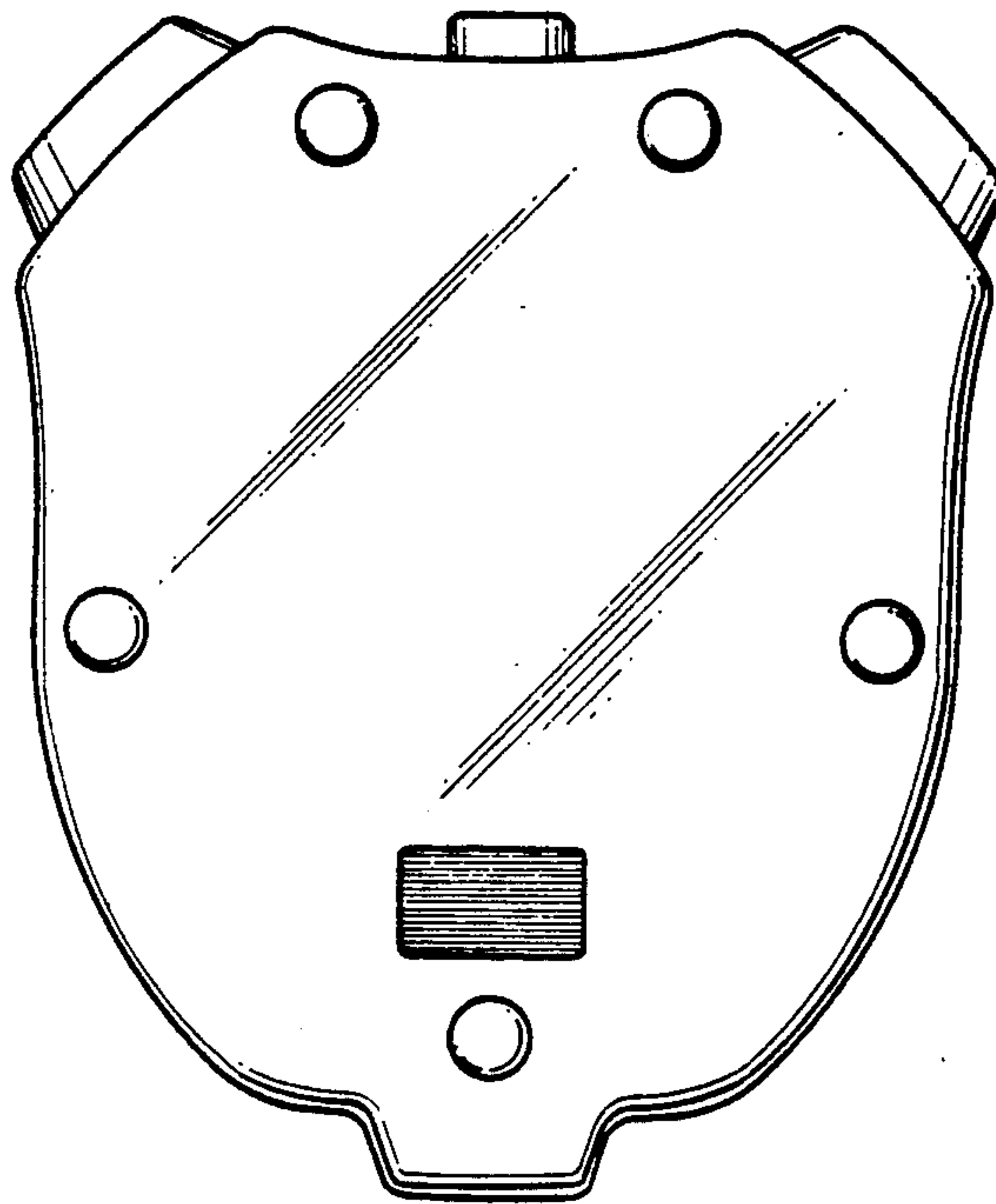


FIG. 6

