



US00D324825S

United States Patent [19]

[11] Patent Number: **Des. 324,825**

Besson

[45] Date of Patent: **** Mar. 24, 1992**

[54] **WATCH CASE**

4,653,933 3/1987 Reichel 368/282

[75] Inventor: **Francis P. A. Besson**, Engolon, Switzerland

OTHER PUBLICATIONS

[73] Assignee: **Girard-Perregaux S.A.**, La-Chaux-de-Fonds, Switzerland

Illinois Watches catalogue, p. 15, right side.
Swiss Watch & Jewellery Journal; 2/1981; p. 254; right hand side.
Swiss Watch & Jewellery Journal; 2/1986; p. 356; Ladies Sport Watch in the middle.
Goldschmiede Zeitung; 1/1986; p. 48; Watches on the middle row.

[**] Term: **14 Years**

[21] Appl. No.: **186,205**

[22] Filed: **Apr. 26, 1988**

[30] **Foreign Application Priority Data**

Primary Examiner—Nelson C. Holtje
Assistant Examiner—C. Veynar
Attorney, Agent, or Firm—McGlew & Tuttle

Oct. 28, 1987 [XH] Hague DMA/000690

[52] U.S. Cl. **D10/30; D10/39**

[58] Field of Search **D10/1, 2, 30-39, D10/122-126; 368/71, 72, 74, 76, 77, 80-84, 88, 228-242, 276-286, 223**

[57] **CLAIM**

The ornamental design for a watch case, as shown and described.

[56] **References Cited**

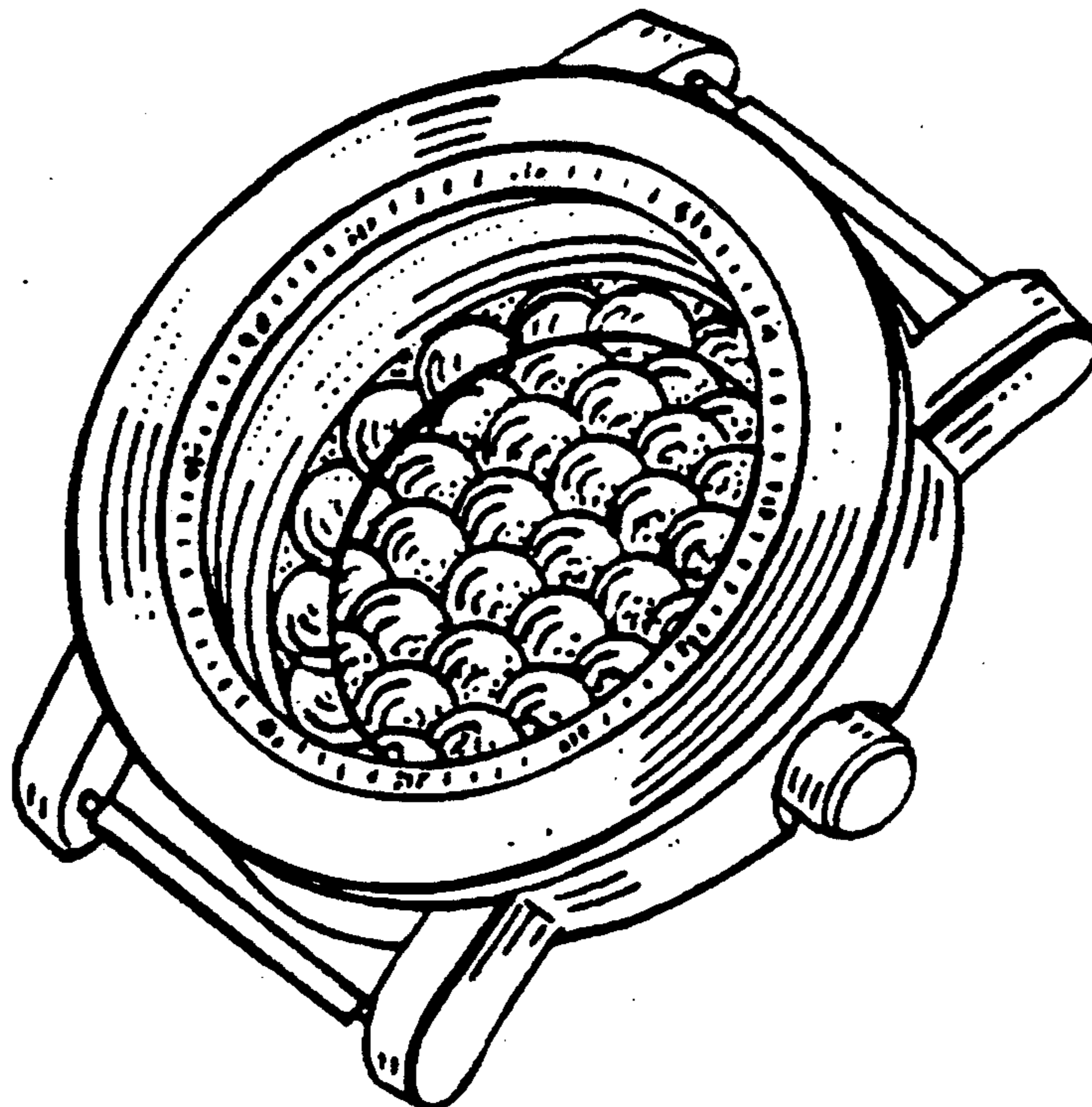
DESCRIPTION

U.S. PATENT DOCUMENTS

FIG. 1 is a bottom plan view of a watch case showing my new design.

| | | | | |
|------------|---------|-------------------------|-------|----------|
| D. 83,318 | 2/1931 | Eylmann | | D10/126 |
| D. 289,740 | 5/1987 | Ketner | | D10/30 X |
| D. 297,124 | 8/1988 | Grinberg | | D10/39 |
| D. 301,984 | 7/1989 | Benoit-Pequignet et al. | | D10/32 |
| 3,545,199 | 12/1970 | Rice | | 368/77 X |
| 3,712,046 | 1/1973 | Dill | | 368/77 |
| 3,864,905 | 2/1975 | Richardson | | 368/84 X |

FIG. 2 is a top plan view;
FIG. 3 is a top right perspective view;
FIG. 4 is a front elevational view;
FIG. 5 is a rear elevational view;
FIG. 6 is a right side elevational view; and,
FIG. 7 is a left side elevational view.



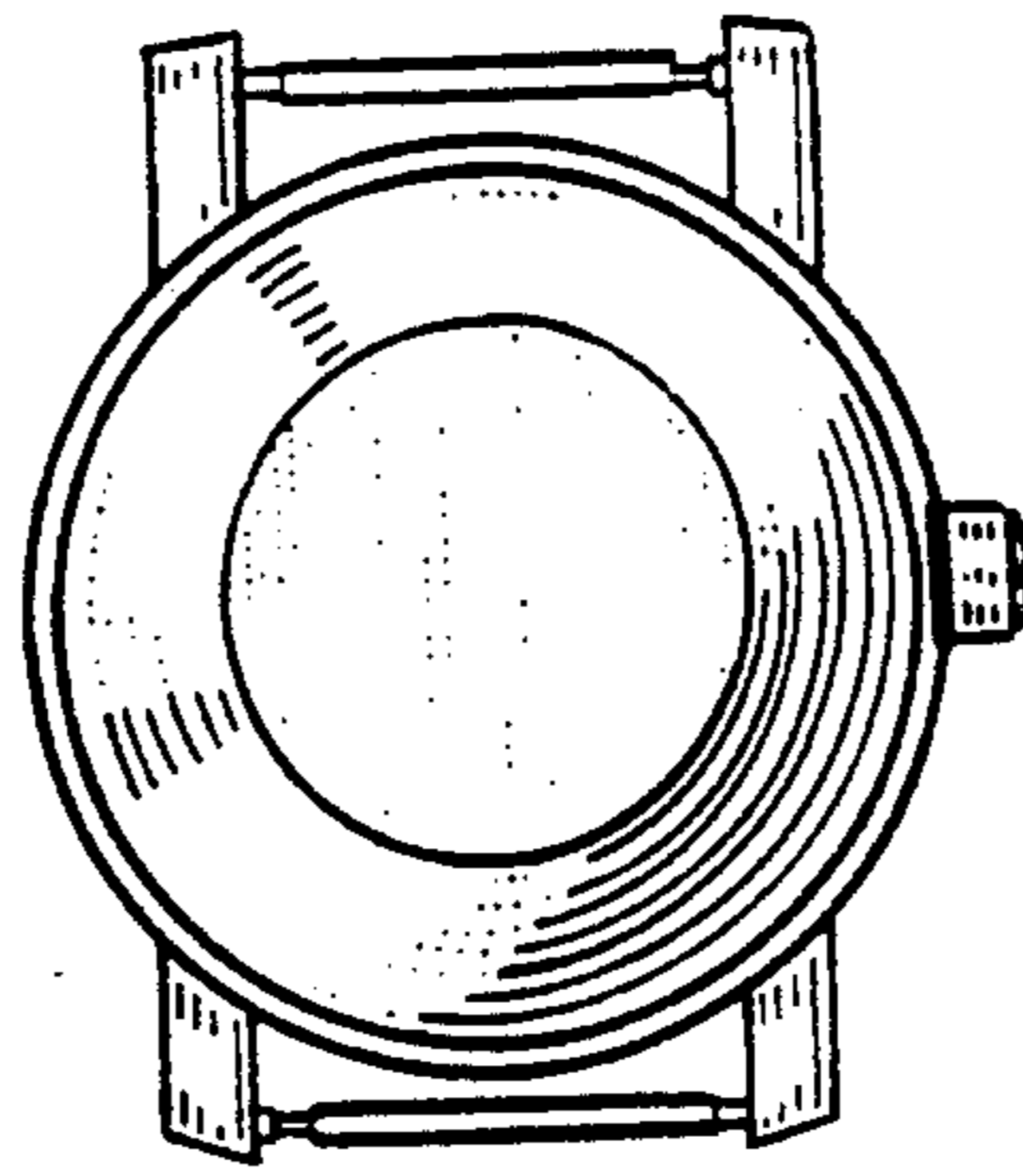


FIG. 1

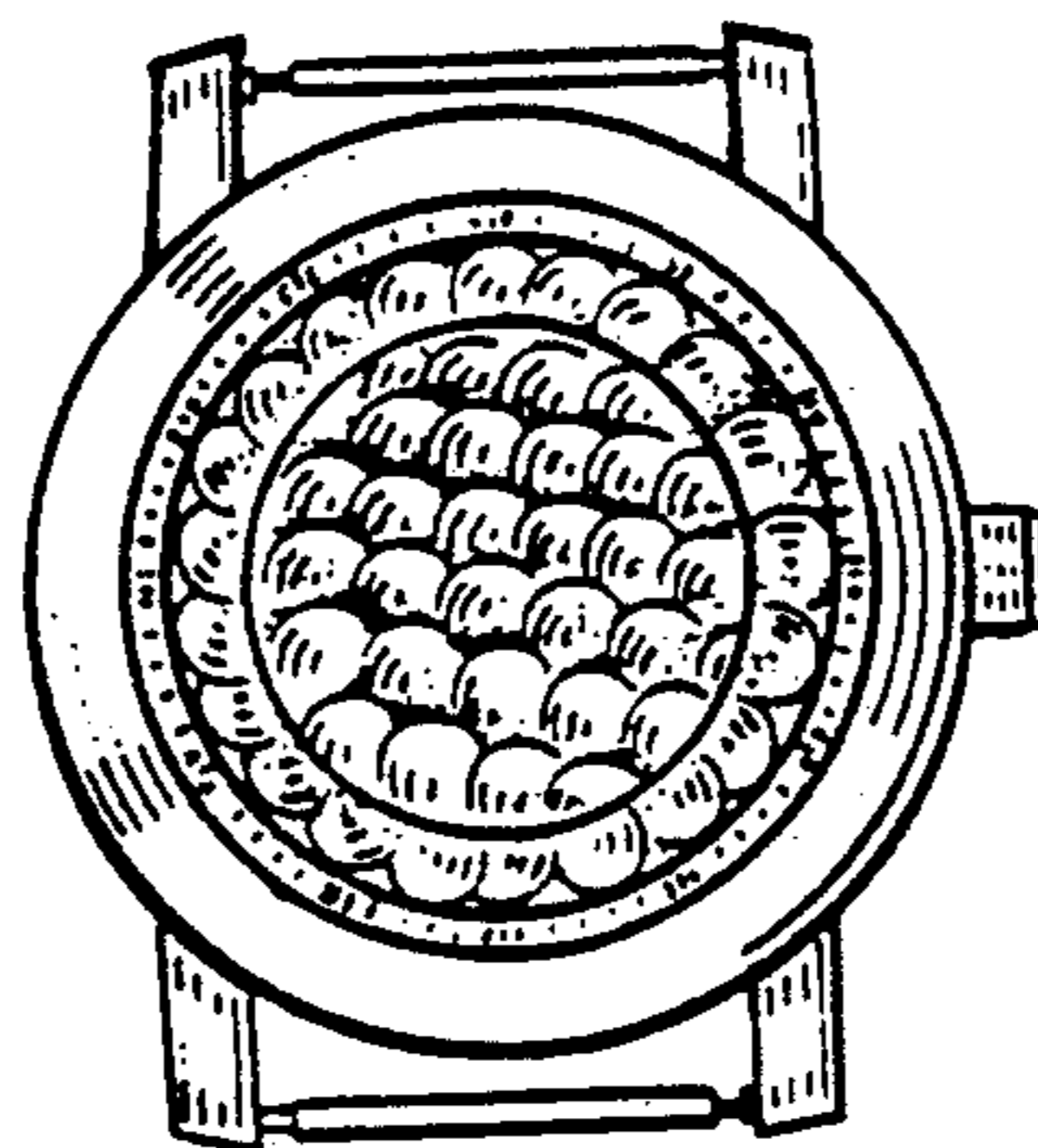


FIG. 2

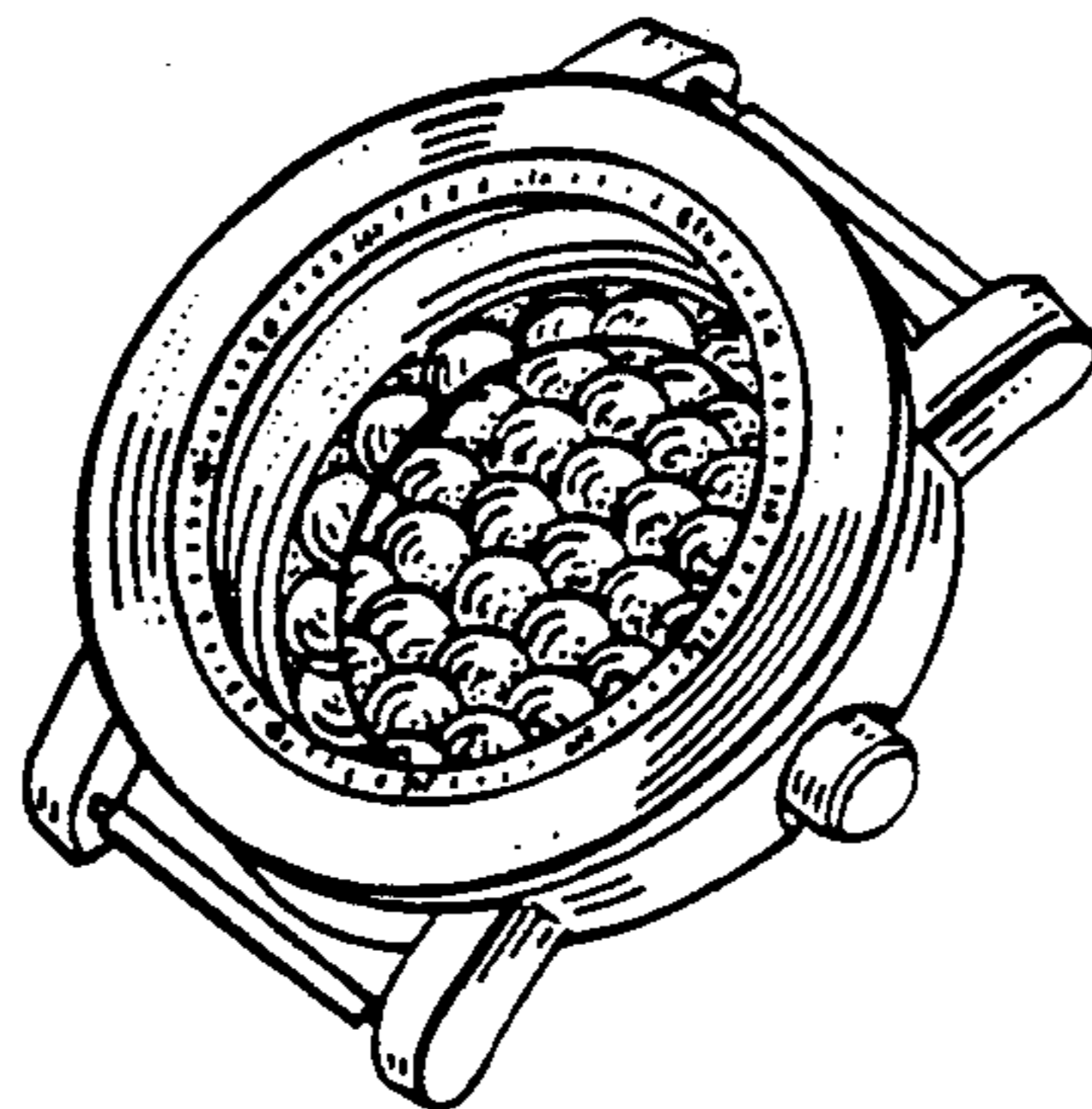


FIG. 3




FIG. 4




FIG. 5

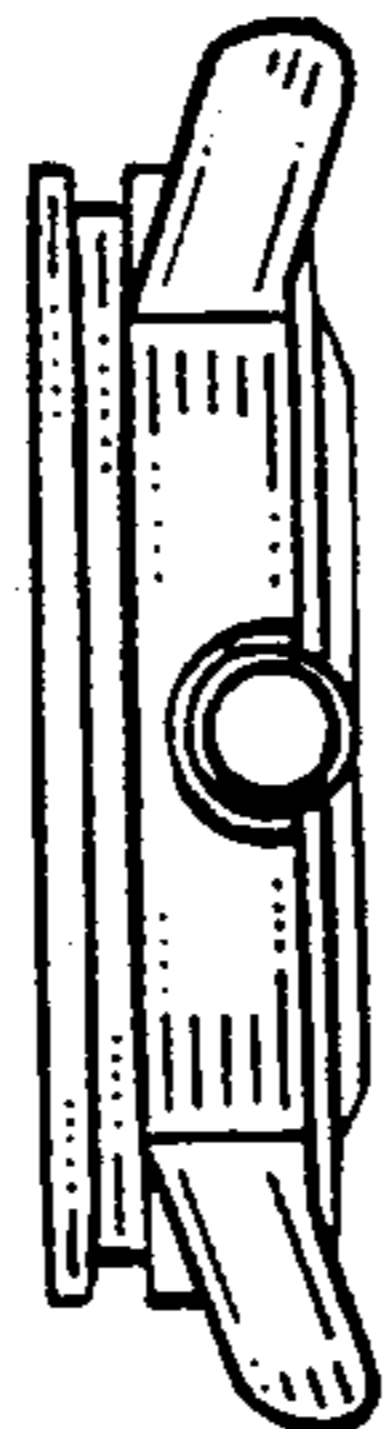


FIG. 6




FIG. 7