



US00D324793S

United States Patent [19]

[11] Patent Number: **Des. 324,793**

Johnson

[45] Date of Patent: **** Mar. 24, 1992**

[54] **COMBINED RACK AND PICTURE FRAME**

D. 317,530 6/1991 Masterson D6/303
4,116,340 9/1978 Nelson et al. 211/13

[76] Inventor: **Truman Johnson, 3660 Echo Rd.,
Redding, Calif. 96002**

Primary Examiner—Brian N. Vinson
Attorney, Agent, or Firm—Lothrop & West

[**] Term: **14 Years**

[57] **CLAIM**

[21] Appl. No.: **583,761**

The ornamental design for a combined rack and picture frame, as shown and described.

[22] Filed: **Aug. 24, 1990**

DESCRIPTION

[52] U.S. Cl. **D6/552; D6/303**

[58] Field of Search **D6/300, 303, 512, 552-553,
D6/567, 569-570; 40/152; 211/1, 13, 14, 30,
70.6, 86-87, 123; 248/466, 176, 309.1, 309.2**

FIG. 1 is a top, front, and left side perspective view of a combined rack and picture frame showing my new design;

FIG. 2 is a front elevational view thereof;

FIG. 3 is a rear elevational view thereof;

FIG. 4 is a left side elevational view thereof, the right side being a mirror image of that shown;

FIG. 5 is a top plan view thereof; and,

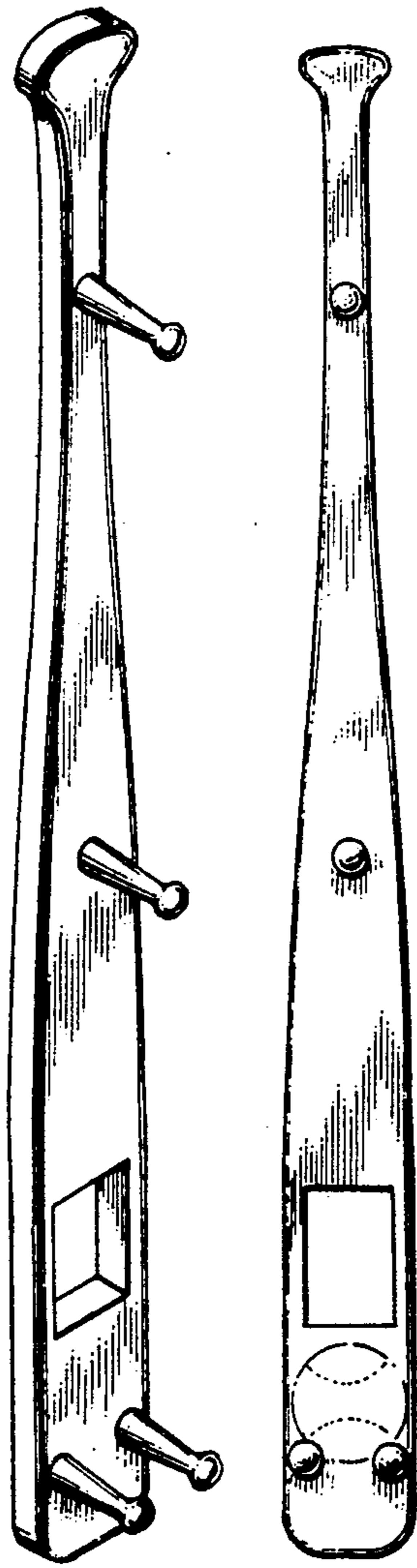
FIG. 6 is a bottom plan view thereof.

The broken-line disclosure of a baseball in the views is for illustrative purposes only and forms no part of the claimed design.

[56] **References Cited**

U.S. PATENT DOCUMENTS

D. 237,933	12/1975	Farley	D6/303
D. 261,463	10/1981	Martin	D6/303
D. 285,147	8/1986	LeCocq	D6/552 X
D. 306,385	3/1990	Alexander et al.	D6/552
D. 309,226	7/1990	Wilcox	D6/552
D. 314,302	2/1991	Snow	D6/552



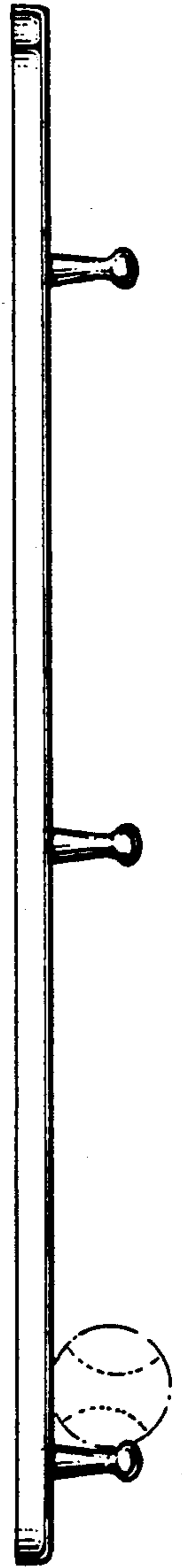
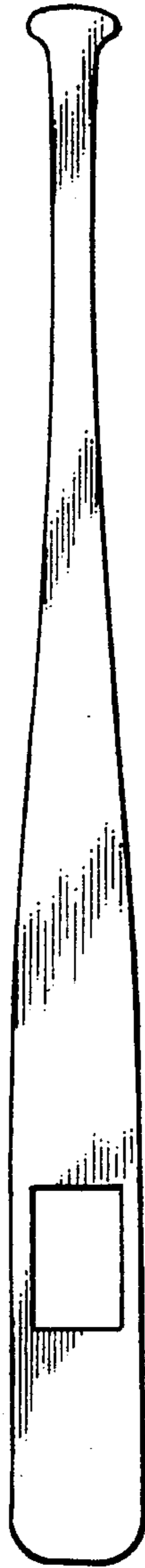
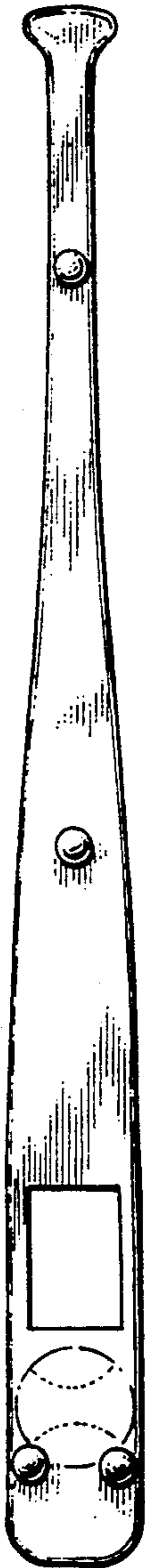
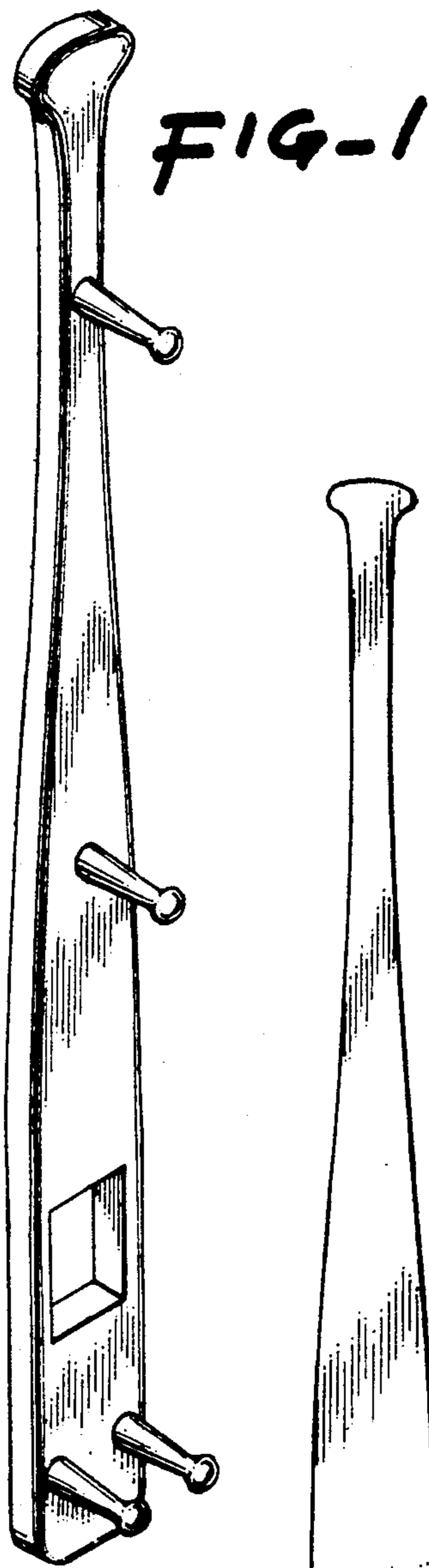


FIG-2

FIG-3

FIG-4

