



US00D324790S

United States Patent [19]

[11] Patent Number: **Des. 324,790**

Krautsack

[45] Date of Patent: **** Mar. 24, 1992**

[54] **COUPON DISTRIBUTION STAND**

[75] Inventor: **Richard G. Krautsack, Arlington Heights, Ill.**

[73] Assignee: **Comark Merchandising, Inc., Elk Grove Village, Ill.**

[**] Term: **14 Years**

[21] Appl. No.: **402,137**

[22] Filed: **Aug. 31, 1989**

[52] U.S. Cl. **D6/455; D6/449; D6/457**

[58] Field of Search **D6/397, 449, 429-431, D6/455, 470, 457-461; D20/10, 21, 41; 248/174; 211/13, 73, 163; 40/429, 539, 124, 124.2, 124.4**

[56] **References Cited**

U.S. PATENT DOCUMENTS

D. 137,229	2/1944	Olszewski	D6/460
D. 229,910	1/1974	Best et al.	D6/455 X
D. 233,087	10/1974	Martin	D6/455
D. 266,464	10/1982	Edwards	D6/459

D. 275,969	10/1984	Bowers	D20/10
D. 293,985	2/1988	White	D6/455
2,147,869	2/1939	Wales	40/125
3,517,905	6/1970	Nestegard	40/125
3,931,894	1/1976	Murphy	211/163 X
4,608,773	9/1986	White	40/606
4,784,277	11/1988	Wallish et al.	211/73 X

Primary Examiner—Bruce W. Dunkins
Assistant Examiner—Jeffrey Asch
Attorney, Agent, or Firm—Fitch, Even, Tabin & Flannery

[57] **CLAIM**

The ornamental design for a coupon distribution stand, as shown and described.

DESCRIPTION

FIG. 1 is a front and right side perspective view of a coupon distribution stand showing my new design, the left side being a mirror image thereof; FIG. 2 is a top plan view on an enlarged scale; FIG. 3 is a front elevational view; FIG. 4 is a rear elevational view; and, FIG. 5 is a bottom plan view thereof on an enlarged scale.

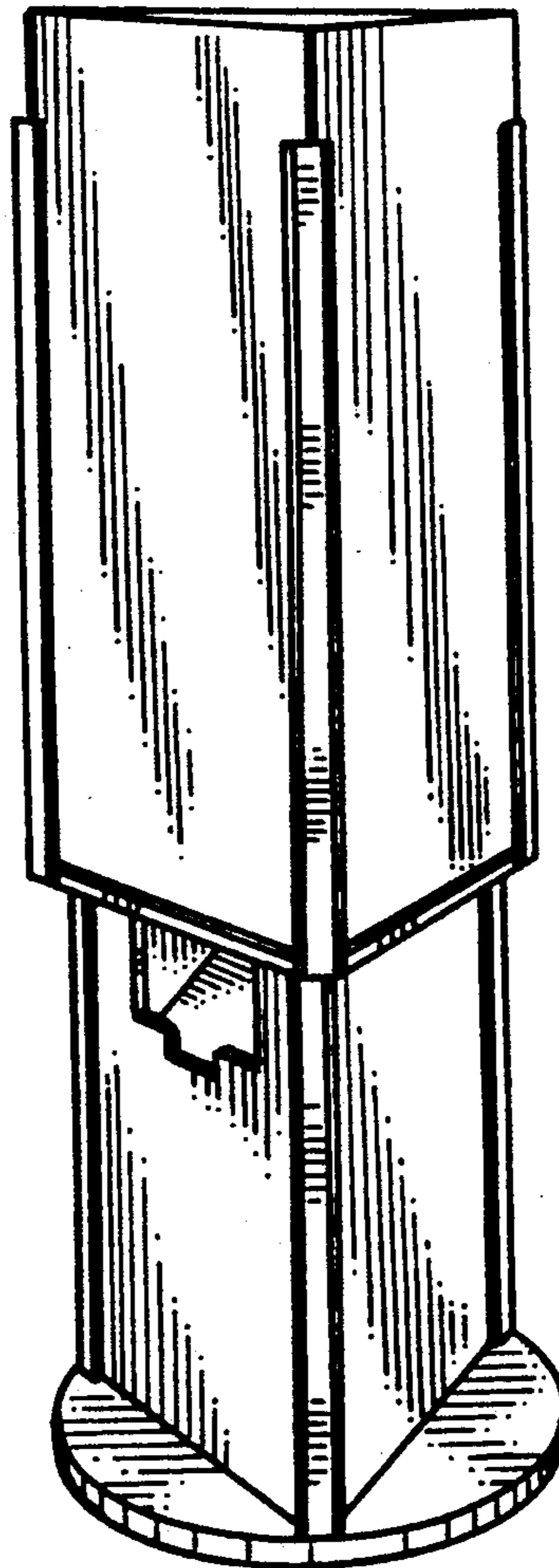


FIG. 1

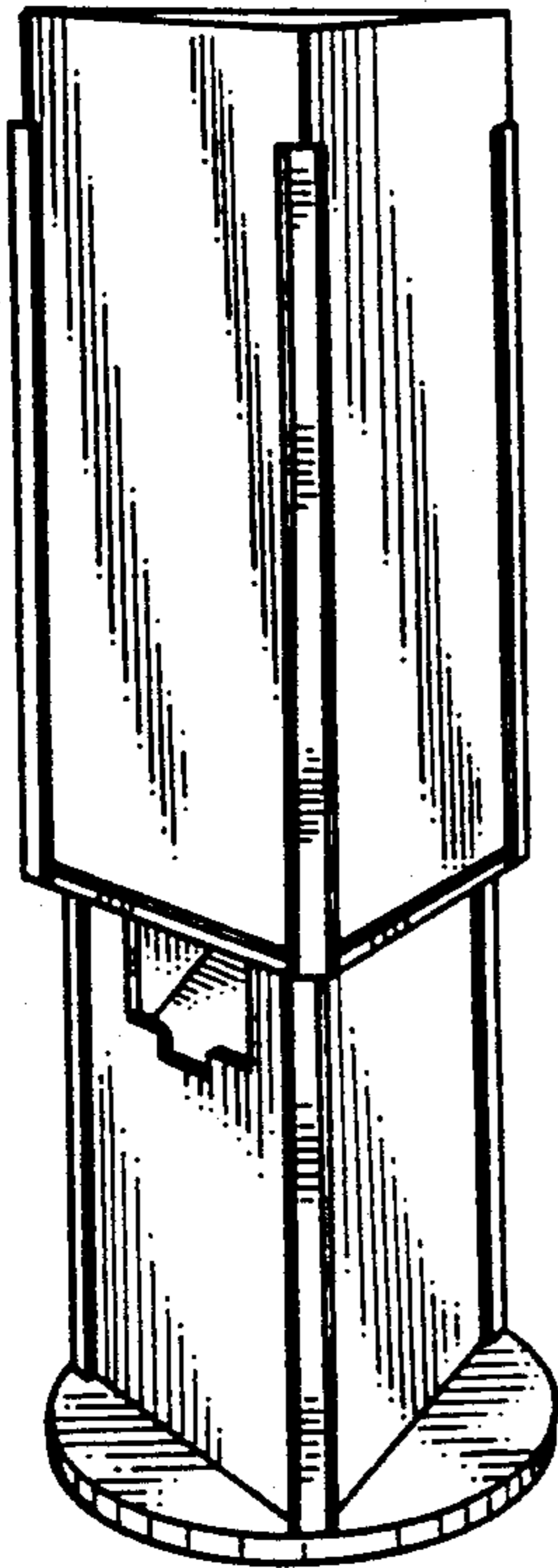


FIG. 2

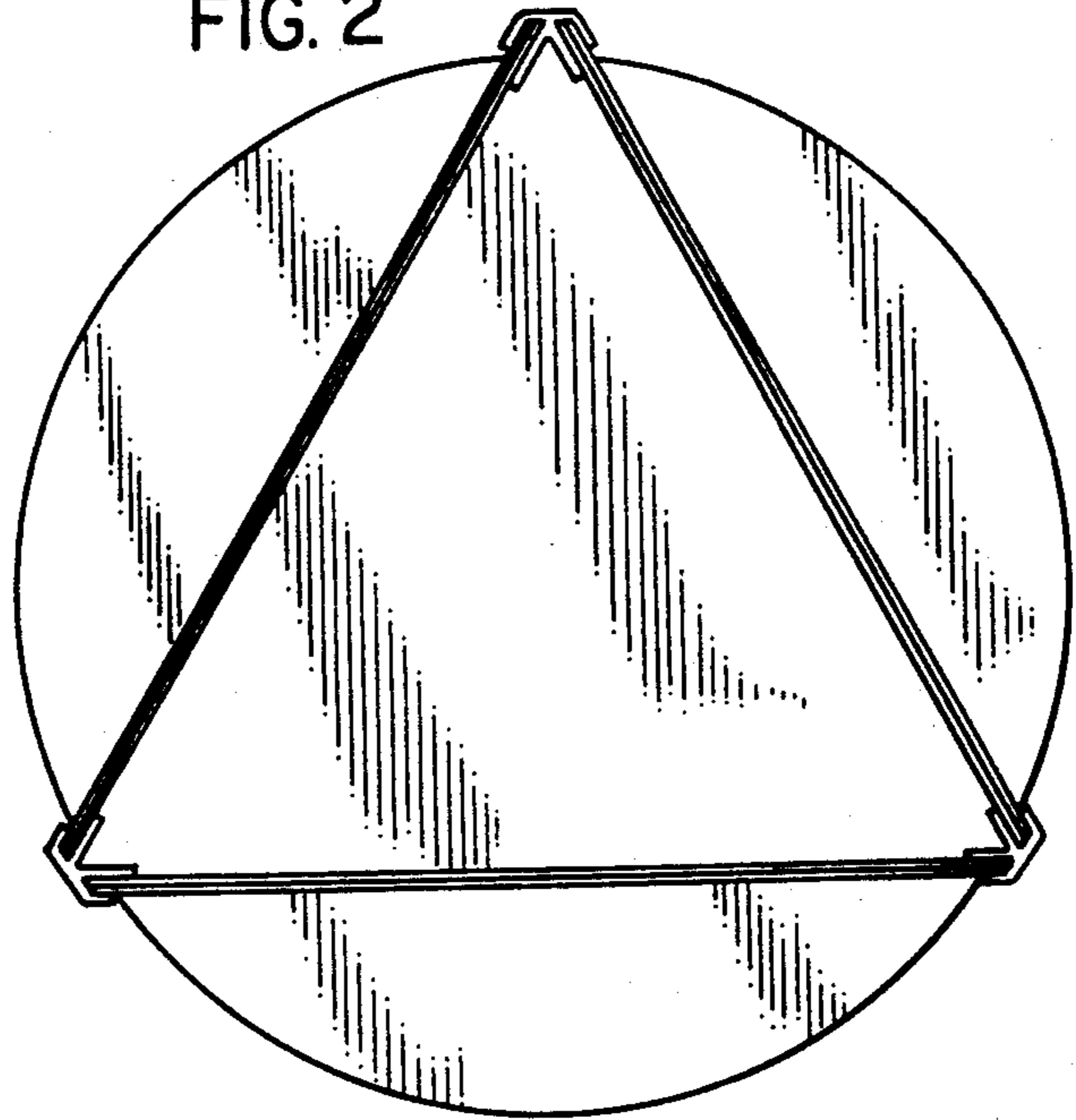


FIG. 3




FIG. 4

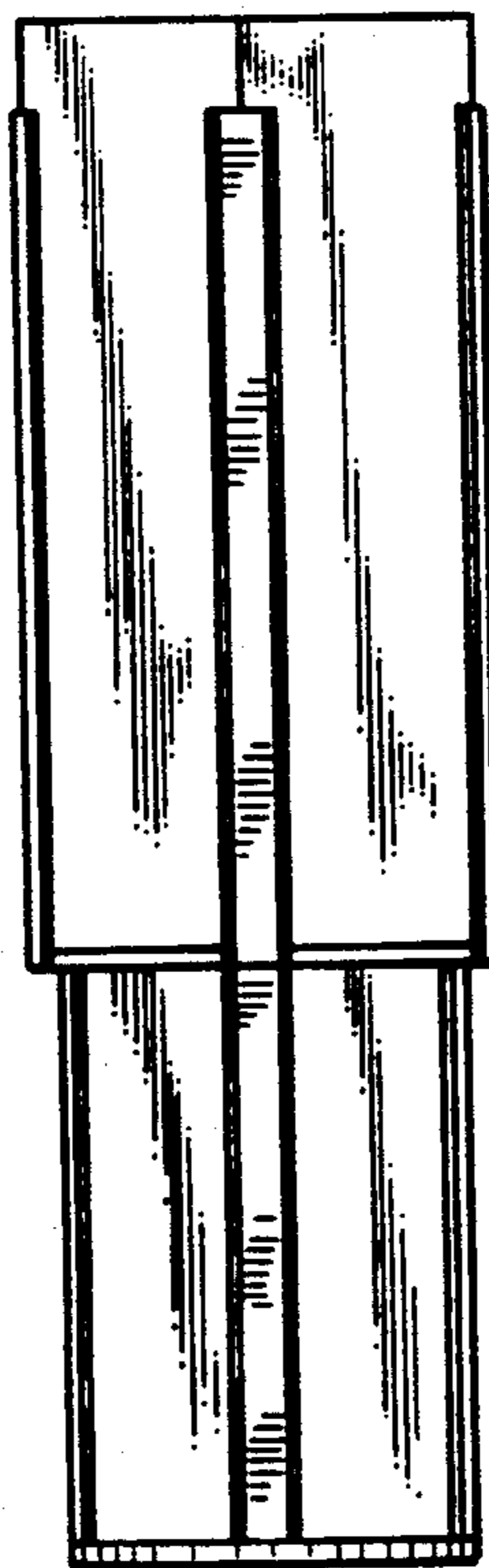


FIG. 5

