



US00D324781S

United States Patent [19]

[11] Patent Number: **Des. 324,781**

Uke

[45] Date of Patent: **** Mar. 24, 1992**

[54] **HANGER FOR WETSUIT ACCESSORIES OR THE LIKE**

3,067,917	8/1959	Reller et al.	223/91
3,138,259	9/1963	Sitt	211/13
4,632,286	12/1986	Koyama	223/95
4,768,657	9/1988	Lonow	211/118

[76] Inventor: **Alan K. Uke**, 5980 Rancho Diegueno, P.O. Box 8531, Rancho Santa Fe, Calif. 92067

Primary Examiner—B. J. Bullock
Attorney, Agent, or Firm—Brown, Martin, Haller & McClain

[**] Term: **14 Years**

[57] **CLAIM**

[21] Appl. No.: **466,725**

The ornamental design for a hanger for wetsuit accessories or the like, as shown.

[22] Filed: **Jan. 17, 1990**

DESCRIPTION

[52] U.S. Cl. **D6/315**

[58] Field of Search **D6/315, 318, 319;**
211/113, 118; 223/85-96

FIG. 1 is a perspective view from one side of a hanger for wetsuit accessories or the like, showing my new design;

[56] **References Cited**

U.S. PATENT DOCUMENTS

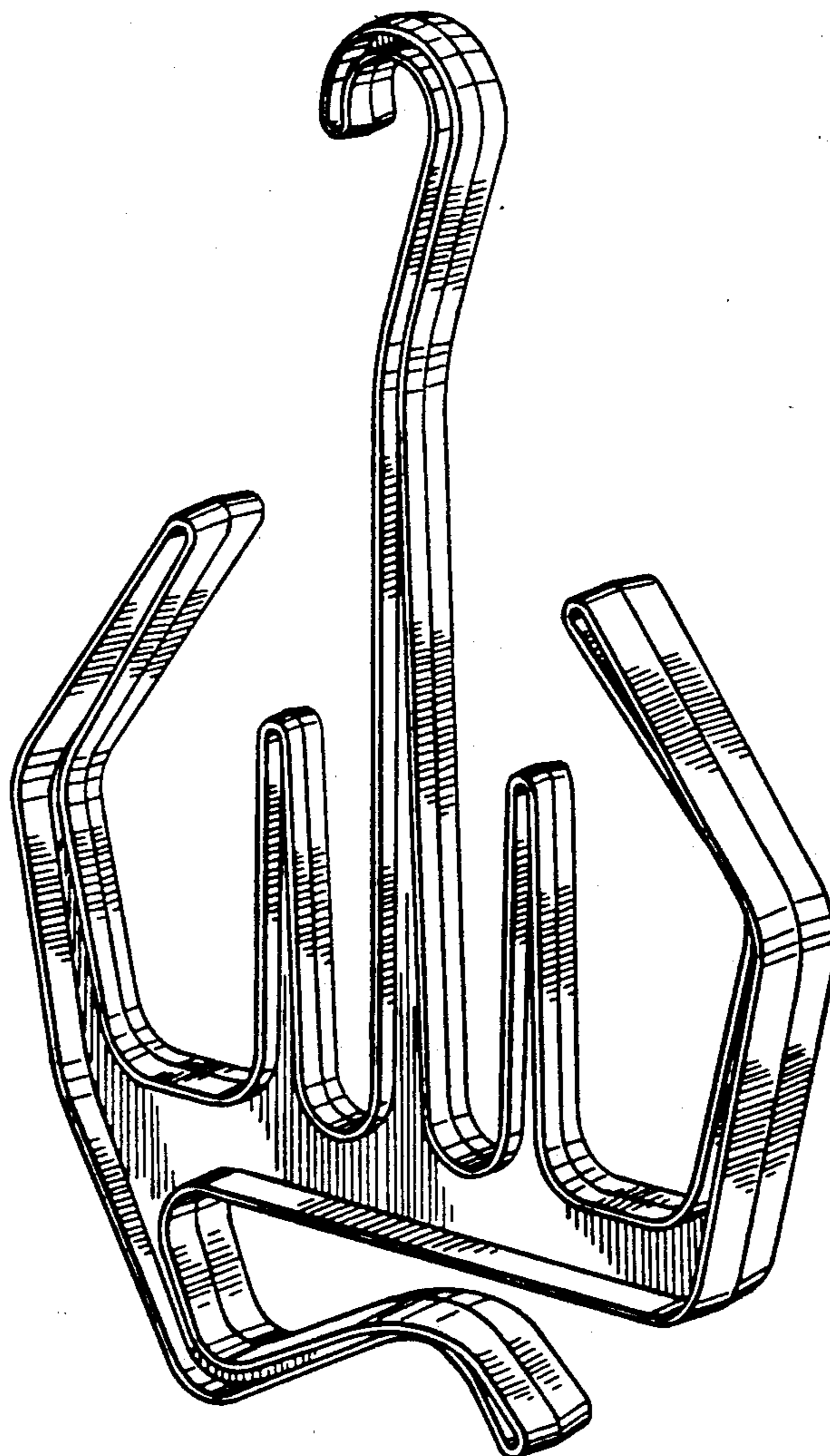
D. 118,984	10/1939	Paterson	
D. 214,144	5/1969	Papineau	D6/318
D. 214,145	5/1969	Papineau	D6/315
D. 272,503	2/1984	Delucchi	D6/319
D. 296,046	6/1988	Marshall	D6/315

FIG. 2 is a top plan view thereof;

FIG. 3 is a side elevational view from the opposite side thereof;

FIG. 4 is an end elevational view of the right side of FIG. 3; and

FIG. 5 is a bottom plan view thereof.



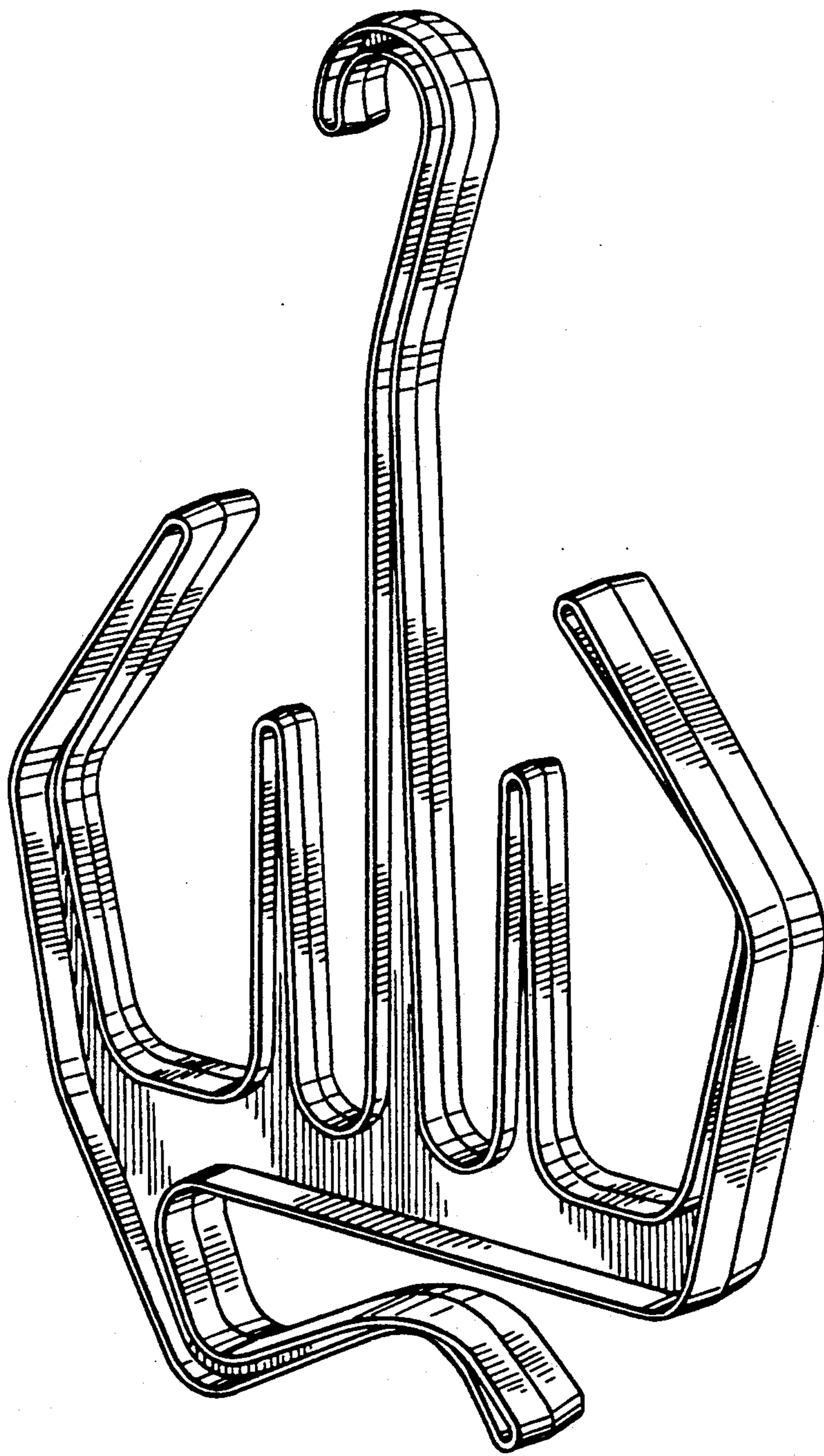


FIG. 1




FIG. 2


FIG. 6

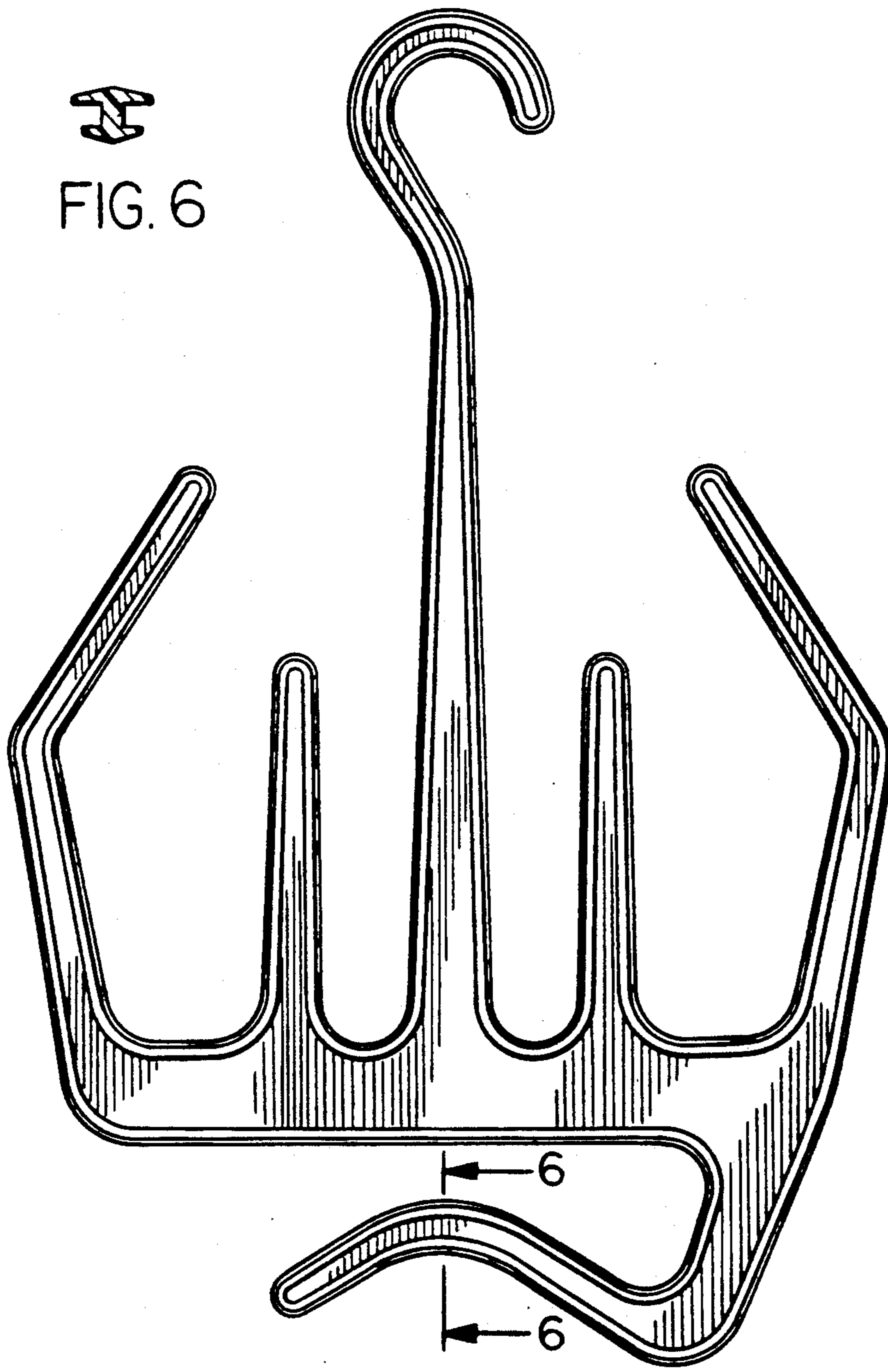


FIG. 3

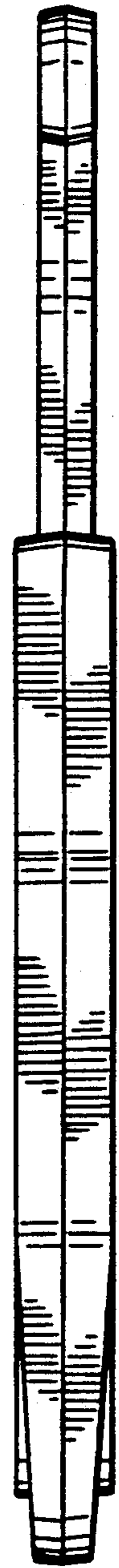


FIG. 4



FIG. 5