



US00D324775S

United States Patent [19]

[11] Patent Number: **Des. 324,775**

Kreisher et al.

[45] Date of Patent: **** Mar. 24, 1992**

[54] **TOOTHBRUSH HANDLE**

[75] Inventors: **Steven W. Kreisher**, North Brunswick, N.J.; **Herman A. Davis**, New York, N.Y.

[73] Assignee: **Johnson & Johnson Consumer Products, Inc.**, New Brunswick, N.J.

[**] Term: **14 Years**

[21] Appl. No.: **467,839**

[22] Filed: **Jan. 19, 1990**

[52] U.S. Cl. **D4/104; D4/138**

[58] Field of Search **D4/100-114, D4/130, 132, 134, 136, 138, 199; D24/10-11; D28/64; 15/105-106, 143 R, 159 R, 159 A, 160, 167.4-167.3, 176.1-176.6; 132/308-311; 128/62 A**

[56] **References Cited**

U.S. PATENT DOCUMENTS

D. 99,110	3/1936	Bickel	D4/134
D. 163,707	6/1951	Pifer	D4/104
D. 240,981	8/1976	Hill et al.	D4/104
D. 255,511	6/1980	Hill et al.	D4/104

D. 285,263	8/1986	Hill	D4/104
D. 289,583	5/1987	Chan	D4/104
D. 292,448	10/1987	Vianello	D4/104
1,018,927	2/1912	Sarrazin	15/167.1
2,153,554	4/1939	Fitzgerald	15/167.1
4,800,608	1/1989	Key	15/167.1

Primary Examiner—Wallace R. Burke
Assistant Examiner—Lavone D. Tabor

[57] **CLAIM**

The ornamental design for a toothbrush handle, as shown and described.

DESCRIPTION

FIG. 1 is a top, front, and right side perspective view of a toothbrush handle showing our new design; FIG. 2 is a front elevational view thereof; FIG. 3 is a rear elevational view thereof; FIG. 4 is a top plan view thereof; FIG. 5 is a right side elevational view thereof, the opposite side being a mirror image; FIG. 6 is a bottom plan view thereof; and, FIG. 7 is a perspective view similar to FIG. 1. The broken lines showing of bristles in FIGS. 1, 2, 4, 5, and 7 and lettering in FIG. 7 are for illustrative purposes only and form no part of the claimed design.

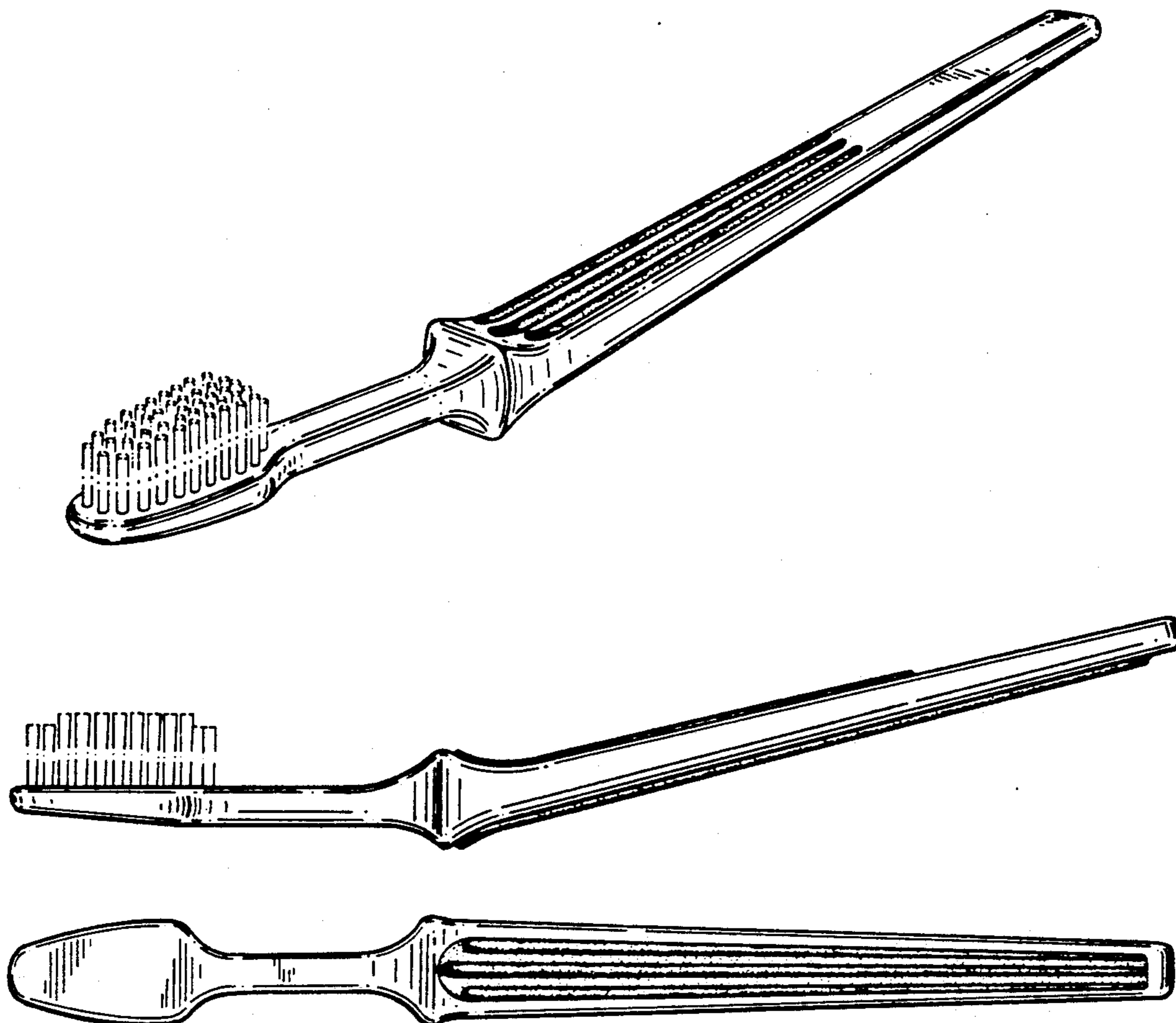


FIG-1

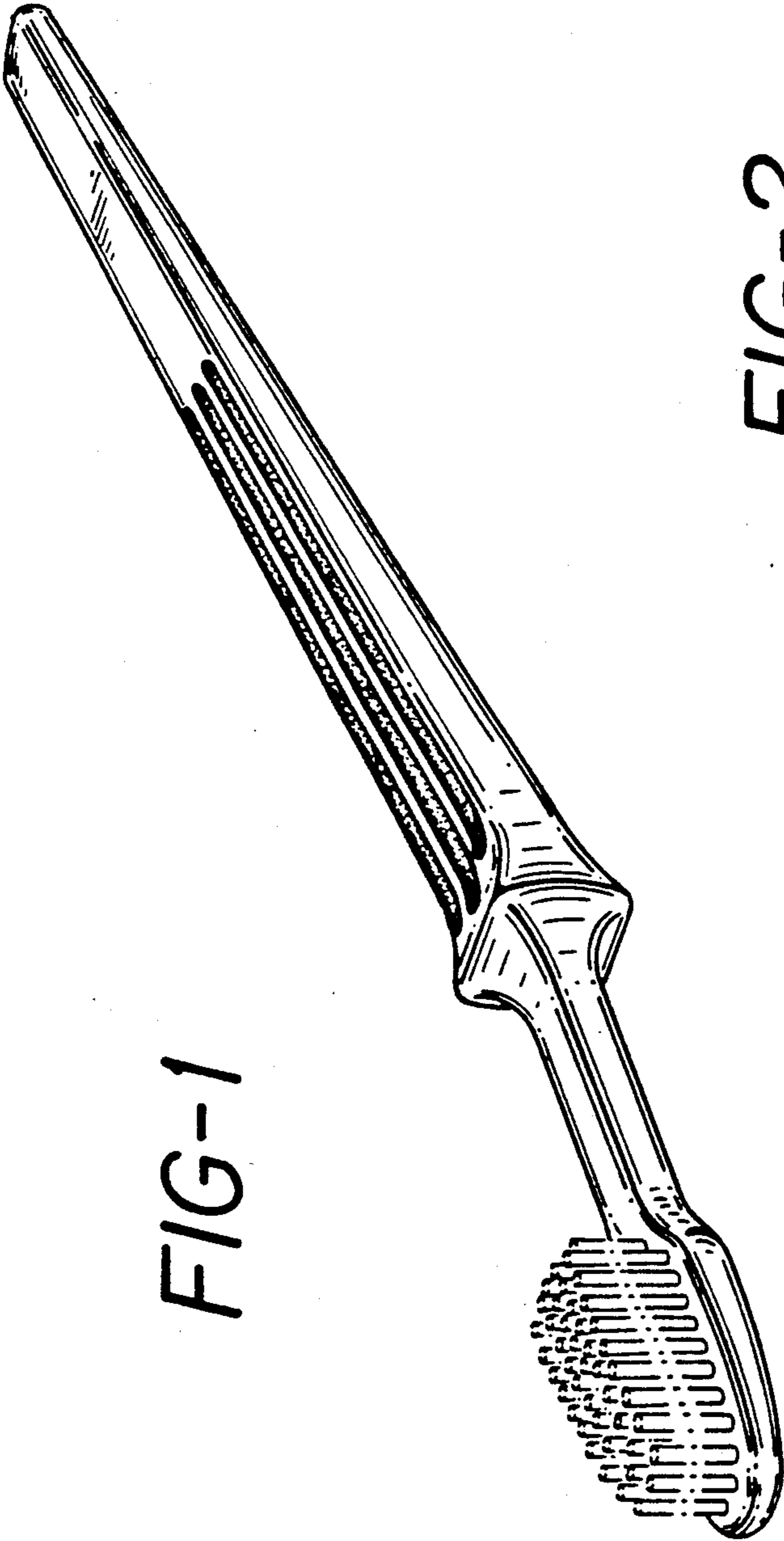


FIG-2

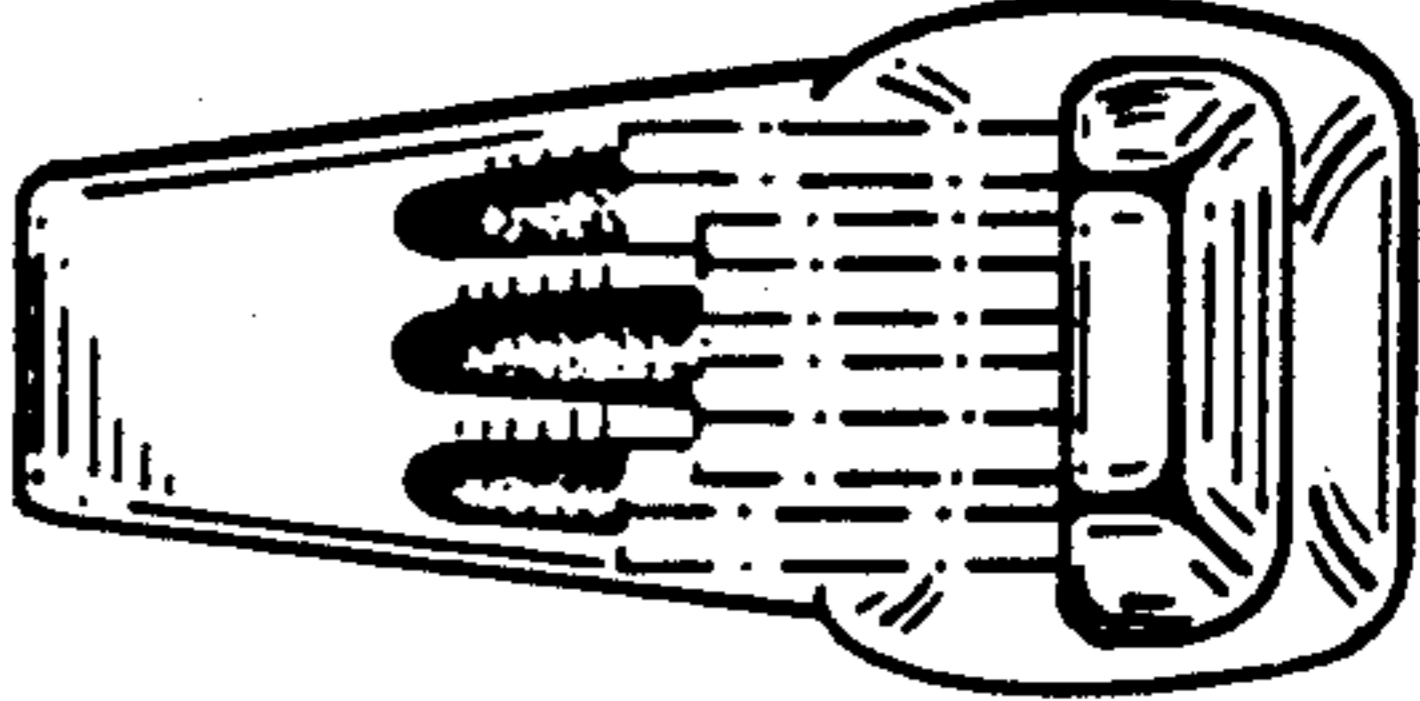


FIG-3




FIG-4

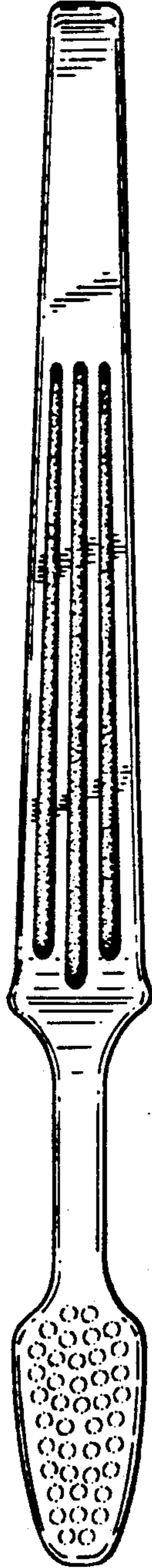


FIG-5

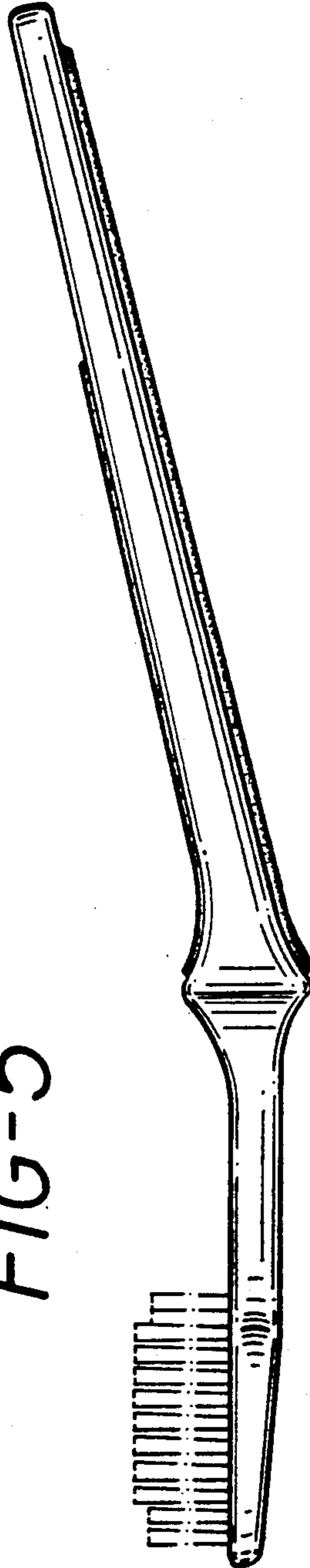



FIG-6



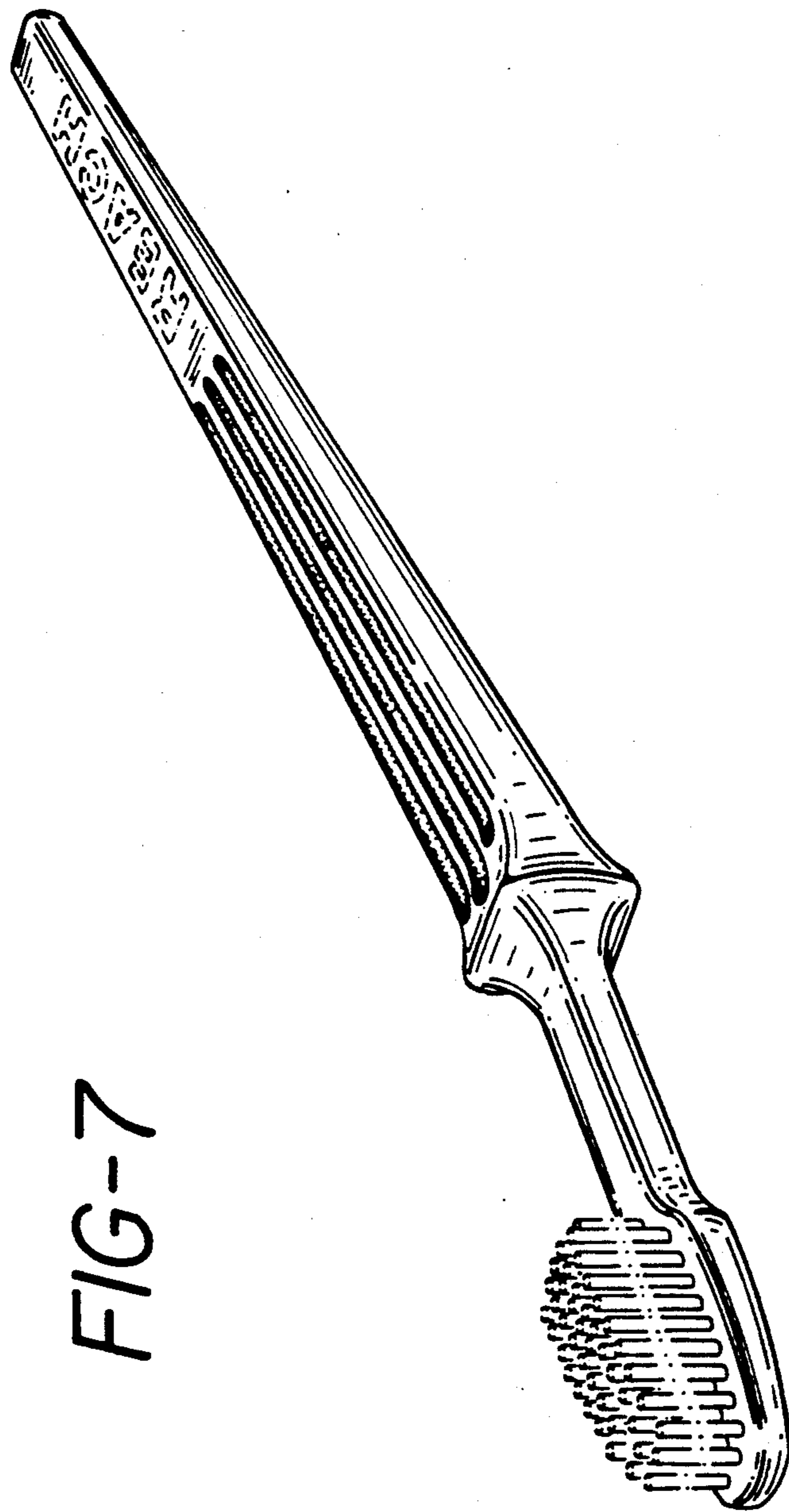


FIG-7