



US00D324771S

United States Patent [19]

[11] Patent Number: **Des. 324,771**

Dixsaut

[45] Date of Patent: **** Mar. 24, 1992**

[54] **HANDBAG**

[75] Inventor: **Xavier Dixsaut, Paris, France**

[73] Assignee: **Louis Vuitton Malleiter, Paris, France**

[**] Term: **14 Years**

[21] Appl. No.: **231,546**

[22] Filed: **Aug. 12, 1988**

[30] **Foreign Application Priority Data**

Feb. 15, 1988 [FR] France 880945

[52] U.S. Cl. **D3/52; D3/42**

[58] Field of Search **D3/42, 43, 48, 50, 52, D3/41, 44, 45, 46, 47, 49, 51, 53, 54; 150/112, 107, 111, 113, 114, 117, 131, 147, 152; 383/31, 122, 907, 38, 39**

[56] **References Cited**

U.S. PATENT DOCUMENTS

- D. 246,939 1/1978 Casser D3/43
- D. 268,304 3/1983 Schimmel D3/43
- 146,481 1/1874 Schimper 383/31 X

OTHER PUBLICATIONS

Officiel de Couture et de la Mode de Paris, Dec. 1955.
Page 21, Handbags and Accessories, Apr. 1968.
Fashion Accessories Magazine, May 1977, p. 27.


Primary Examiner—A. Hugo Word
Assistant Examiner—M. N. Pandozzi
Attorney, Agent, or Firm—Merchant & Gould, Smith, Edell, Welter & Schmidt

CLAIM

[57] The ornamental design for a handbag, as shown and described.

DESCRIPTION

FIG. 1 is a left front perspective view of a handbag showing my new design;
FIG. 2 is a left front perspective view thereof in open position;
FIG. 3 is a front elevational view thereof;
FIG. 4 is a rear elevational view thereof;
FIG. 5 is a left side elevational view the right side being a mirror image thereof;
FIG. 6 is a top plan view thereof; and,
FIG. 7 is a bottom plan view thereof.



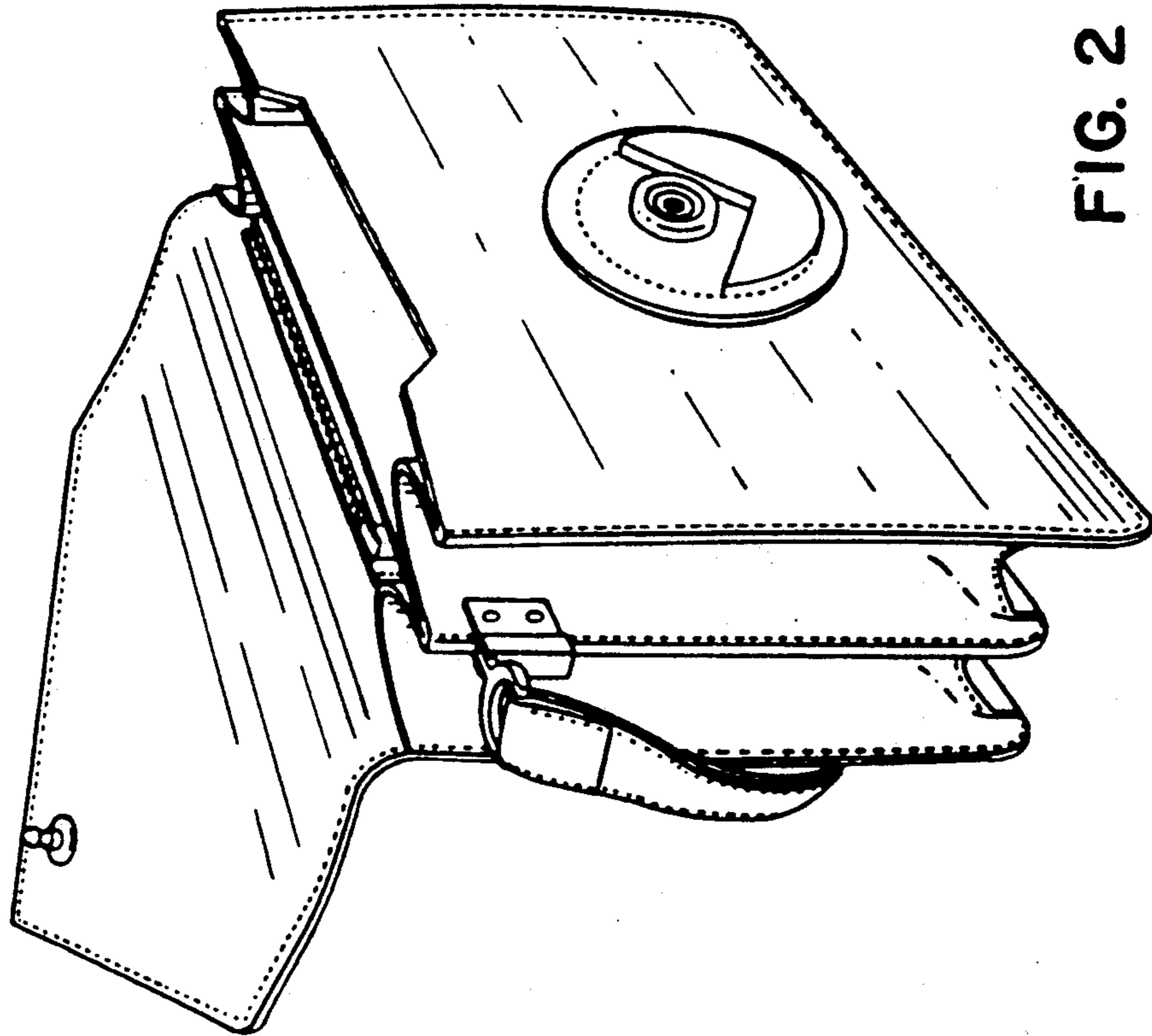


FIG. 2




FIG. 1




FIG. 3




FIG. 4

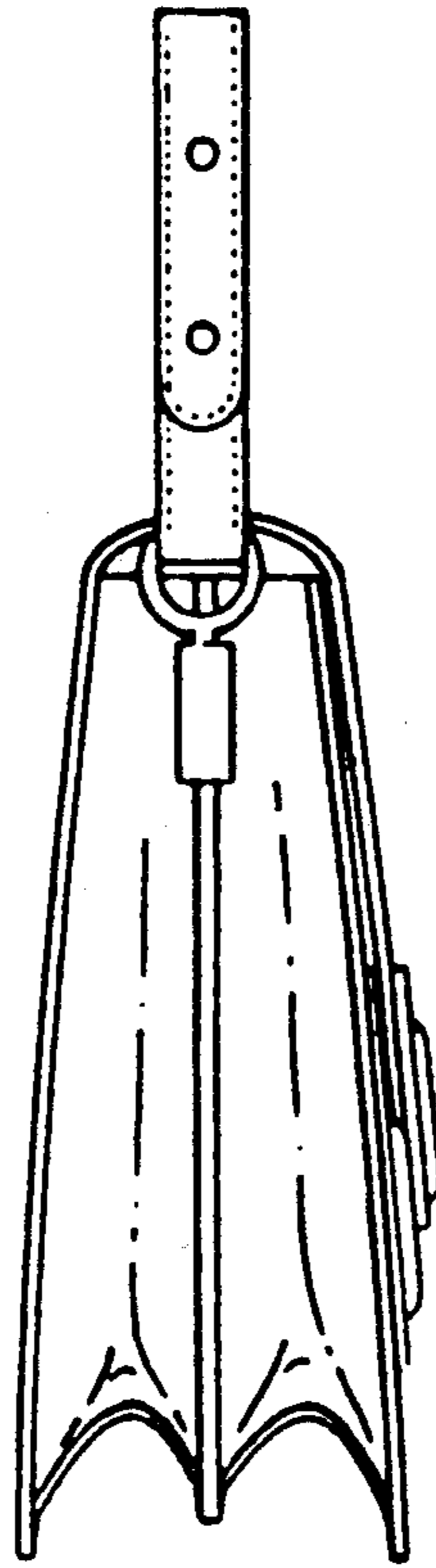


FIG. 5

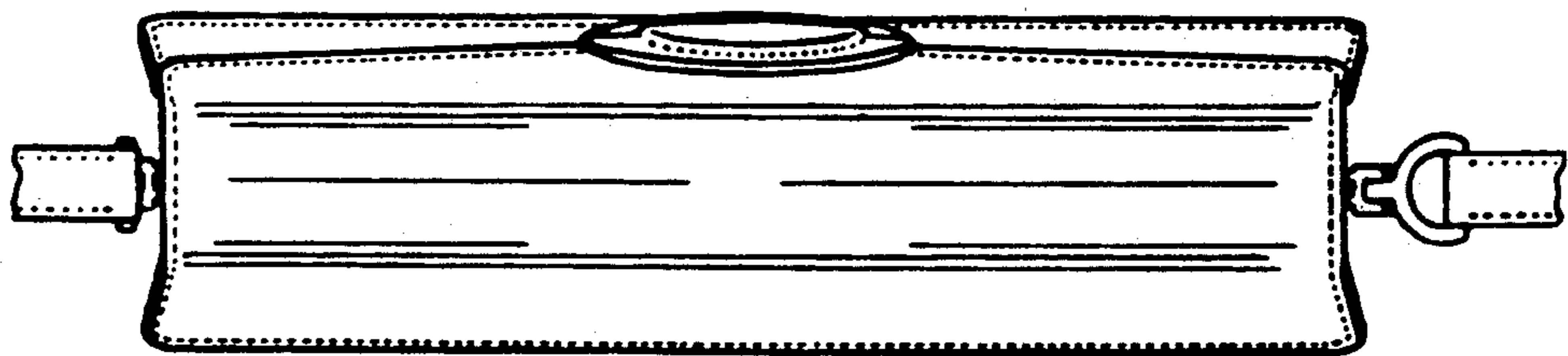


FIG. 6




FIG. 7