



US00D324770S

United States Patent [19]

[11] Patent Number: **Des. 324,770**

Dixsaut

[45] Date of Patent: **** Mar. 24, 1992**

[54] **HANDBAG**

[75] Inventor: **Xavier Dixsaut, Paris, France**

[73] Assignee: **Louis Vuitton Malletier, Paris, France**

[**] Term: **14 Years**

[21] Appl. No.: **231,547**

[22] Filed: **Aug. 12, 1988**

[30] **Foreign Application Priority Data**

Feb. 15, 1988 [FR] France 88 0945

[52] U.S. Cl. **D3/50; D3/42; D3/52**

[58] Field of Search **D3/42, 43, 48, 50, 52; 150/112, 107, 111, 113, 114, 117, 131, 147, 152; 383/31, 122, 907, 38, 39**

[56] **References Cited**

U.S. PATENT DOCUMENTS

- D. 260,198 8/1981 Siegel D3/48
- D. 264,019 4/1982 Schimmel D3/53 X
- D. 264,021 4/1982 Schimmel D3/53

- D. 268,304 3/1983 Schimmel D3/43
- D. 303,321 9/1989 Donnor D3/52
- 380,416 9/1888 Ames D3/41


Primary Examiner—A. Hugo Word
Assistant Examiner—M. N. Pandozzi
Attorney, Agent, or Firm—Merchant & Gould, Smith, Edell, Welter & Schmidt

[57] **CLAIM**

The ornamental design for a handbag, as shown and described.

DESCRIPTION

FIG. 1 is a left front perspective view of a handbag showing my new design;
FIG. 2 is a left front perspective view thereof in open position;
FIG. 3 is a front elevational view thereof;
FIG. 4 is a rear elevational view thereof;
FIG. 5 is a left side elevational view, the right side being a mirror image thereof;
FIG. 6 is a top plan view thereof; with the strap shown fragmentarily for convenience of illustration; and,
FIG. 7 is a bottom plan view thereof.



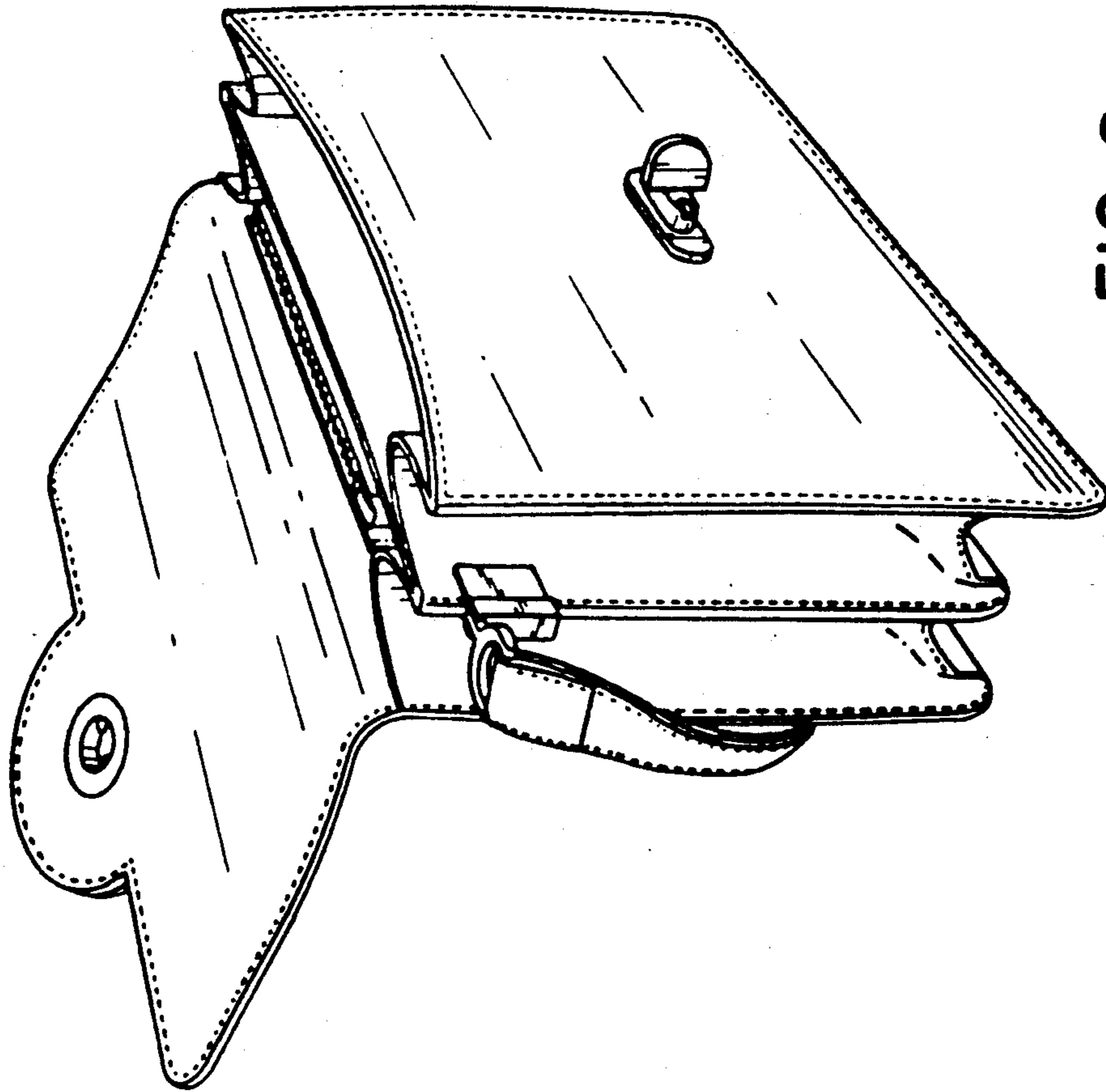


FIG. 2




FIG. 1




FIG. 3




FIG. 4

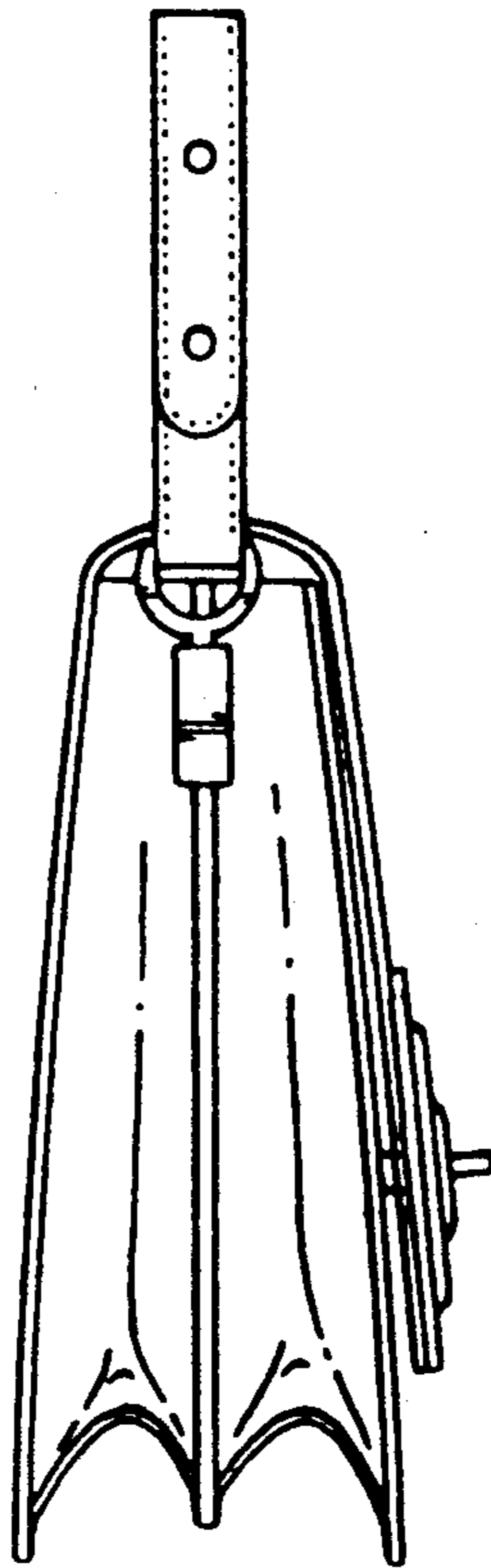


FIG. 5

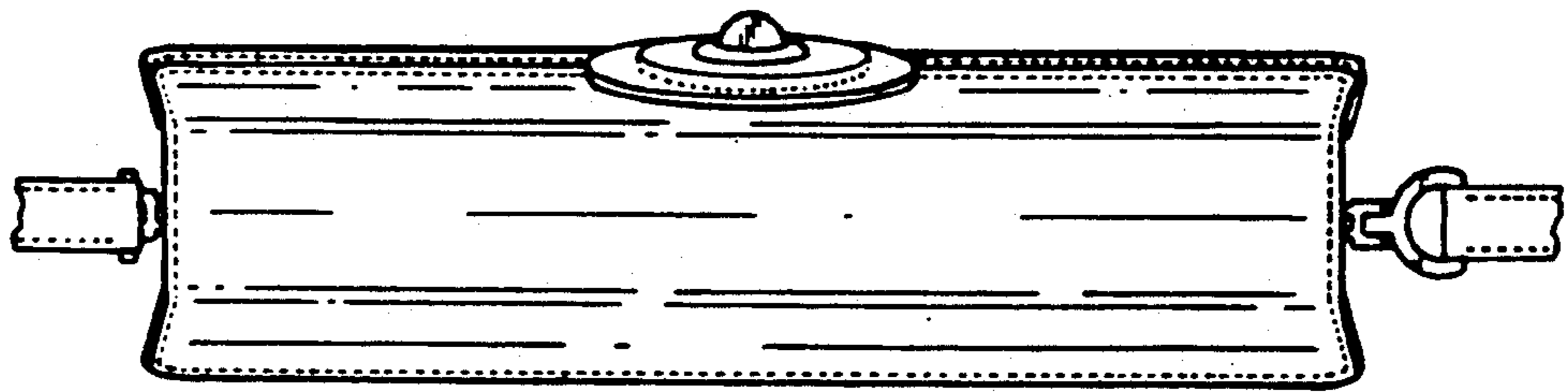


FIG. 6

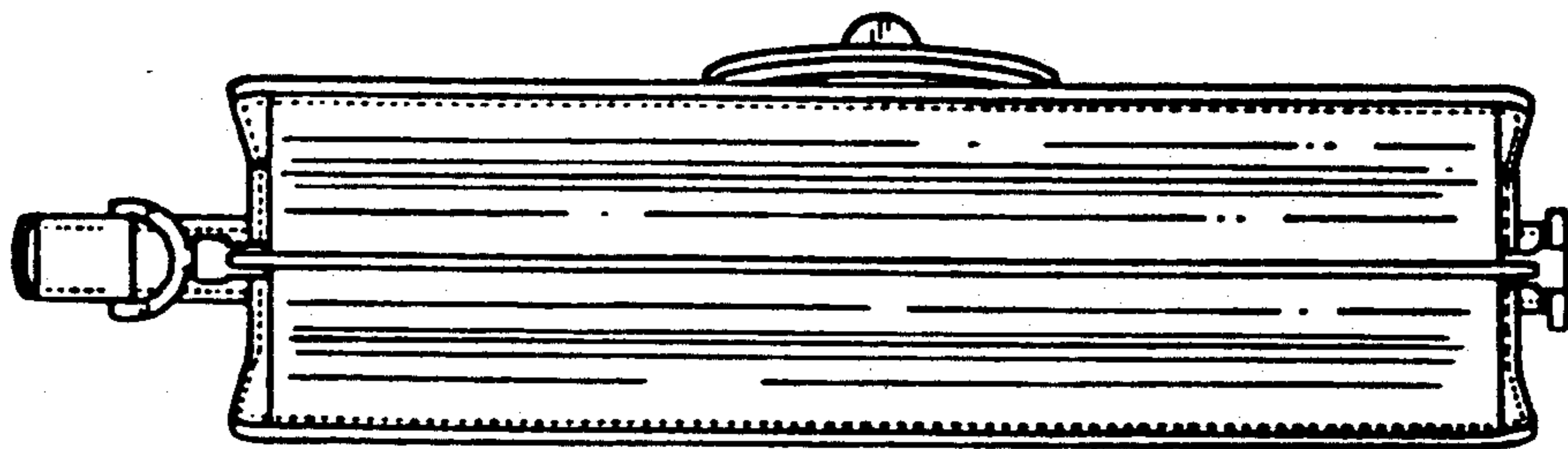


FIG. 7