



US00D324764S

United States Patent [19]

[11] Patent Number: **Des. 324,764**

Allen

[45] Date of Patent: **** Mar. 24, 1992**

[54] **SHOE OUTSOLE**

[75] Inventor: **Thomas P. Allen, Beaverton, Oreg.**

[73] Assignees: **Nike, Inc.; Nike International, Ltd., both of Beaverton, Oreg.**

[**] Term: **14 Years**

[21] Appl. No.: **637,529**

[22] Filed: **Jan. 4, 1991**

[52] U.S. Cl. **D2/320**

[58] Field of Search **D2/264, 265, 274, 311, D2/317-323; 36/25 R, 28, 29, 32 R, 59 R, 59 C, 43, 44, 112-114, 132, 136**

[56] **References Cited**

U.S. PATENT DOCUMENTS

D. 255,173	6/1980	Finn	D2/320
D. 282,693	2/1986	Brayer	D2/320
D. 296,151	6/1988	Mourad	D2/320
288,127	11/1883	Shepard .	
2,394,454	5/1944	Kappeler .	
2,433,303	7/1941	Spini .	
2,722,756	11/1955	Ecclesine .	
4,180,923	1/1980	Dassler	36/32 R
4,307,521	12/1981	Inohara et al.	36/31
4,335,529	6/1982	Badalamenti	36/59 R
4,372,058	2/1983	Stubblefield	36/32 R
4,578,882	4/1986	Talarico, II	36/103
4,620,376	11/1986	Talarico, II	36/103
4,641,438	2/1987	Laird et al.	D2/320 X
4,741,114	5/1988	Stubblefield	36/32 R

FOREIGN PATENT DOCUMENTS

328731 3/1958 Switzerland .

OTHER PUBLICATIONS

Nike Fall 1989 Catalog, pp. 4, 12 and 74, published Jan. 1989.

Nike Spring 1990 Catalog, p. 4, published Jun. 1989.

Nike Fall 1990 Catalog, pp. 12 and 88, published Jan. 1990.

Primary Examiner—Louis S. Zarfes

Attorney, Agent, or Firm—Banner, Birch, McKie & Beckett

[57] **CLAIM**

The ornamental design for a shoe outsole, as shown and described.

DESCRIPTION

FIG. 1 is a bottom plan view of a shoe outsole showing my new design;

FIG. 2 is a side elevational view of one side of the shoe outsole shown in FIG. 1;

FIG. 3 is a side elevational view of the other side of the shoe outsole shown in FIG. 1;

FIG. 4 is a front elevational view of the shoe outsole shown in FIG. 1; and,

FIG. 5 is a rear elevational view of the shoe outsole shown in FIG. 1.

The top surface of the outsole is substantially plain. The broken line showing of a shoe upper in FIGS. 2 and 3 is for illustrative purposes and forms no part of the claimed design.




FIG. 1

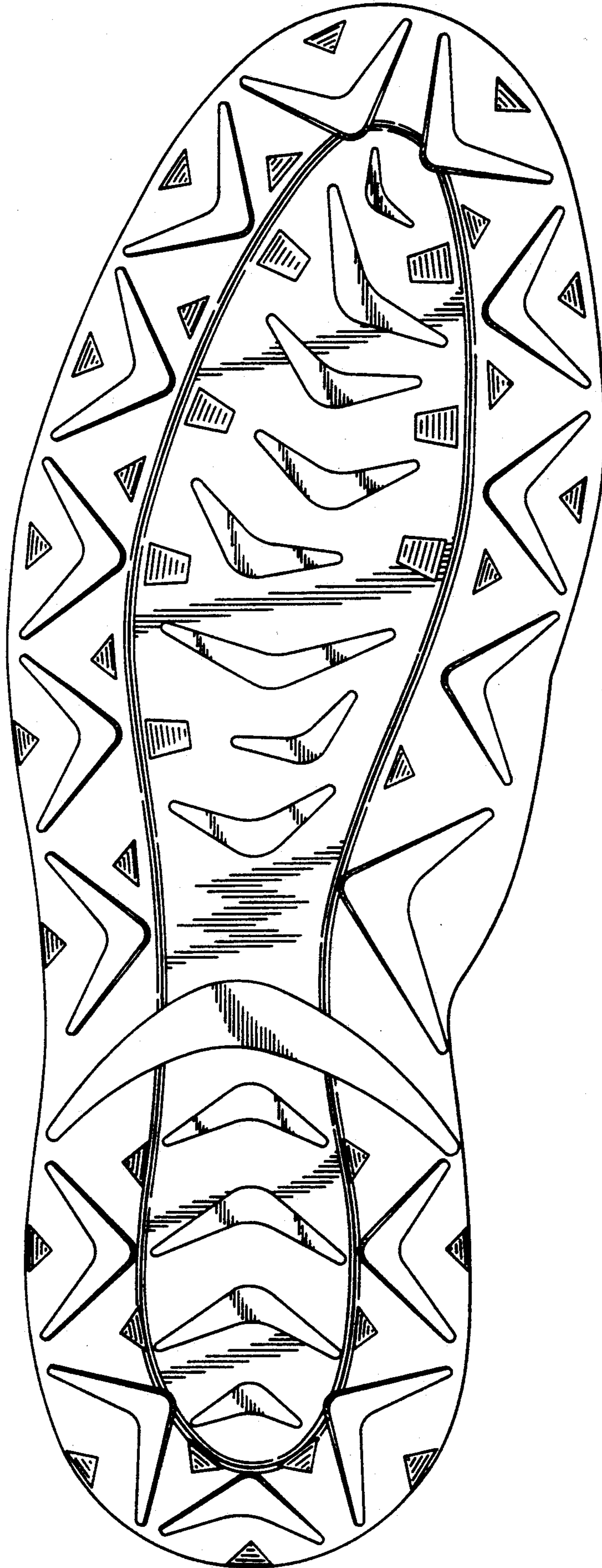
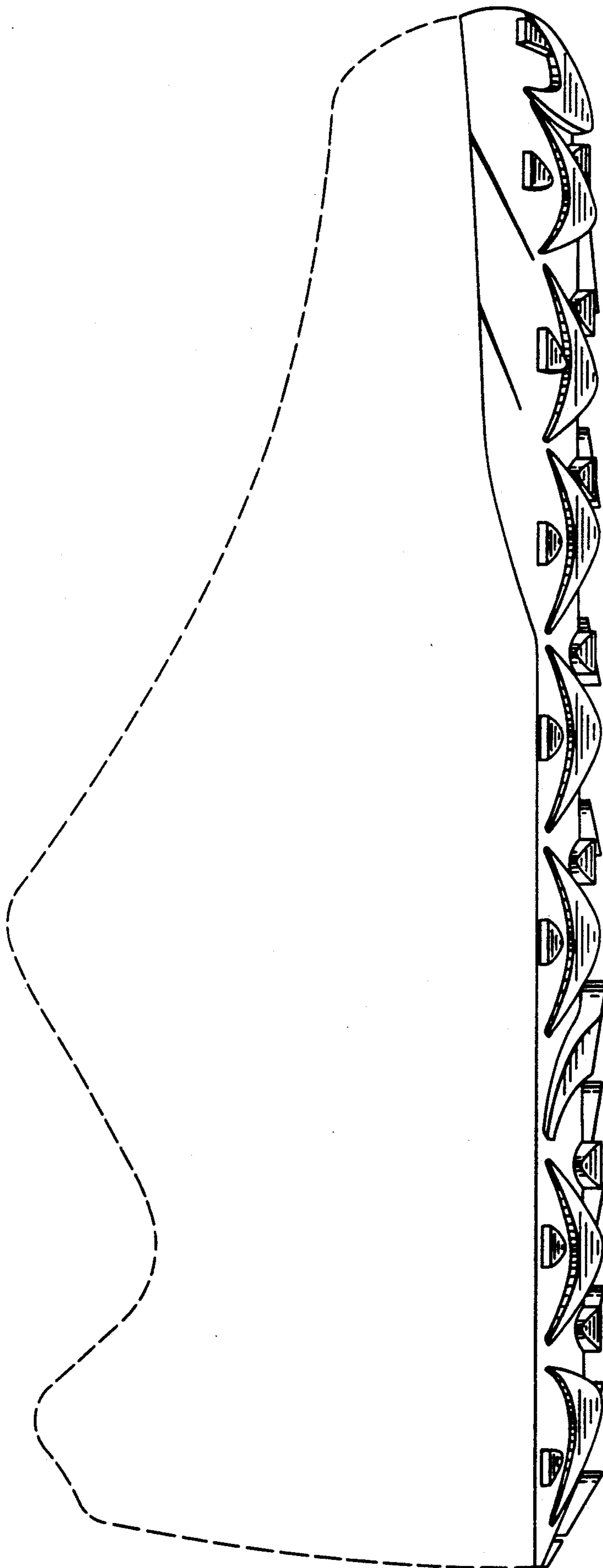


FIG. 2



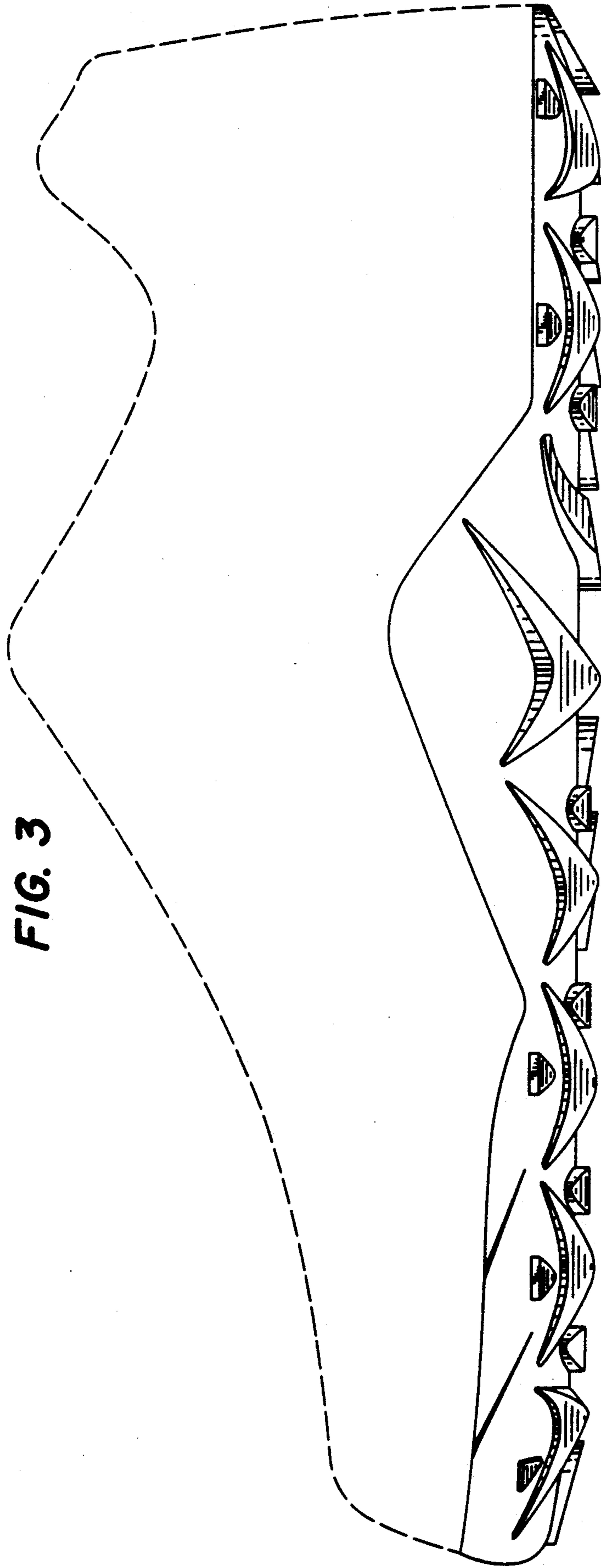


FIG. 3

FIG. 4




FIG. 5

