



US00D324762S

United States Patent [19]

[11] Patent Number: **Des. 324,762**

Hatfield

[45] Date of Patent: **** Mar. 24, 1992**

[54] SHOE MIDSOLE

[75] Inventor: **Tinker L. Hatfield, Portland, Oreg.**

[73] Assignees: **Nike, Inc.; Nike International Ltd., both of Beaverton, Oreg.**

[**] Term: **14 Years**

[21] Appl. No.: **624,661**

[22] Filed: **Dec. 7, 1990**

Related U.S. Application Data

- [63] Continuation-in-part of Ser. No. 559,577, Jul. 27, 1990.
- [52] U.S. Cl. **D2/318**
- [58] Field of Search **D2/264, 265, 274, 308-314, D2/317-322; 36/25 R, 28, 29, 30 R, 32 R, 43, 44, 59 R, 59 C, 83-92, 99-107, 112-114, 132, 136**

[56] References Cited

U.S. PATENT DOCUMENTS

D. 261,446	10/1981	Schmohl	D2/309
D. 265,437	7/1982	Vernonet	D2/309
D. 291,146	8/1987	Selbiger	D2/320
D. 294,656	3/1988	Liggett et al.	D2/320
D. 301,385	6/1989	Weiner	D2/308
D. 304,259	10/1989	Nakano	D2/320
D. 304,520	11/1989	Clark	D2/320
D. 310,442	9/1990	Hatfield	D2/314
D. 311,447	10/1990	Hatfield	D2/320
D. 312,918	12/1990	Aveni	D2/314
D. 315,442	3/1991	Kilgore et al.	D2/320
D. 316,324	4/1991	Rogers	D2/320
D. 317,828	7/1991	Rogers	D2/320
4,624,061	11/1986	Wezel et al.	36/30 A

OTHER PUBLICATIONS

- Nike Footwear catalogue, Fall 1986 (published Jan. 1986), pp. 6 and 8.
- Nike Footwear catalogue, Fall 1988 (published Jan. 1988), pp. 4, 8 and 10.
- Nike Footwear catalogue, Spring 1989 (published Jun. 1988), pp. 8, 10, 12 and 14.
- Nike Footwear catalogue, Fall 1989 (published Jan. 1989), pp. 4, 6, 8, 22, 24, 40, 56 and 134.
- Nike Footwear catalogue, Spring 1990 (published Jun. 1989), pp. 4, 6, 8, 10, 56, 58, 62 and 152.

Primary Examiner—Louis S. Zarfes
Attorney, Agent, or Firm—Banner, Birch, McKie & Beckett

[57] CLAIM

The ornamental design for a shoe midsole, as shown and described.

DESCRIPTION

FIG. 1 is a side elevational view of one side of a shoe midsole showing my new design;
 FIG. 2 is a cross-section taken generally along the line 2—2 of FIG. 1;
 FIG. 3 is a cross-section taken generally along the line 3—3 of FIG. 1;
 FIG. 4 is a side elevational view of the other side of the shoe midsole shown in FIG. 1;
 FIG. 5 is a cross-section taken generally along the line 5—5 of FIG. 4; and,
 FIG. 6 is a rear elevational view of the shoe midsole shown in FIG. 1.
 The broken line showing of a shoe upper and outsole in FIGS. 1, 4 and 6 are for illustrative purposes only and form no part of the claimed design.
 The cross-section of FIG. 5 illustrates only the midsole in the cross-sectional plane 5—5.

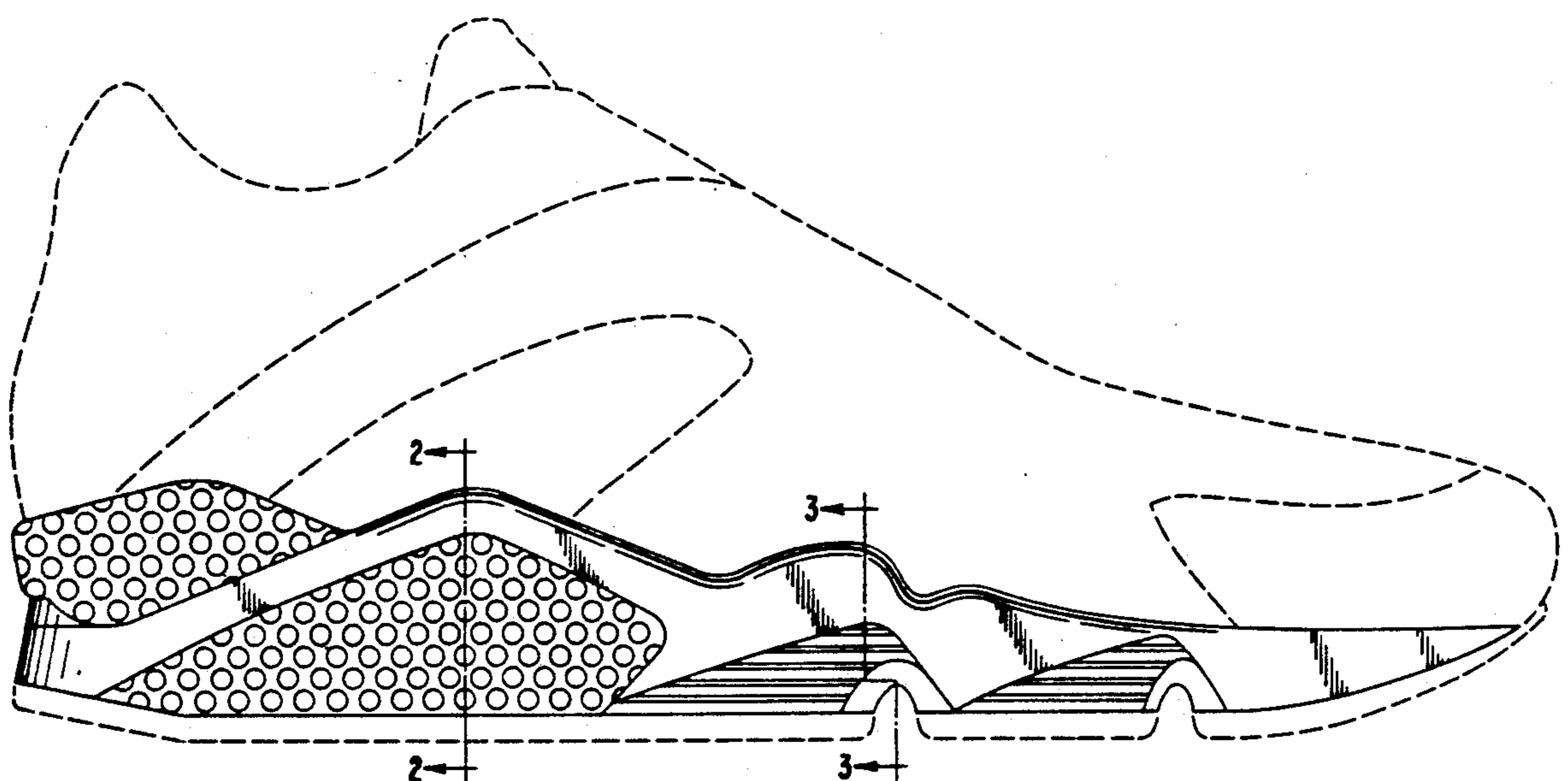


FIG. 2



FIG. 3



FIG. 1

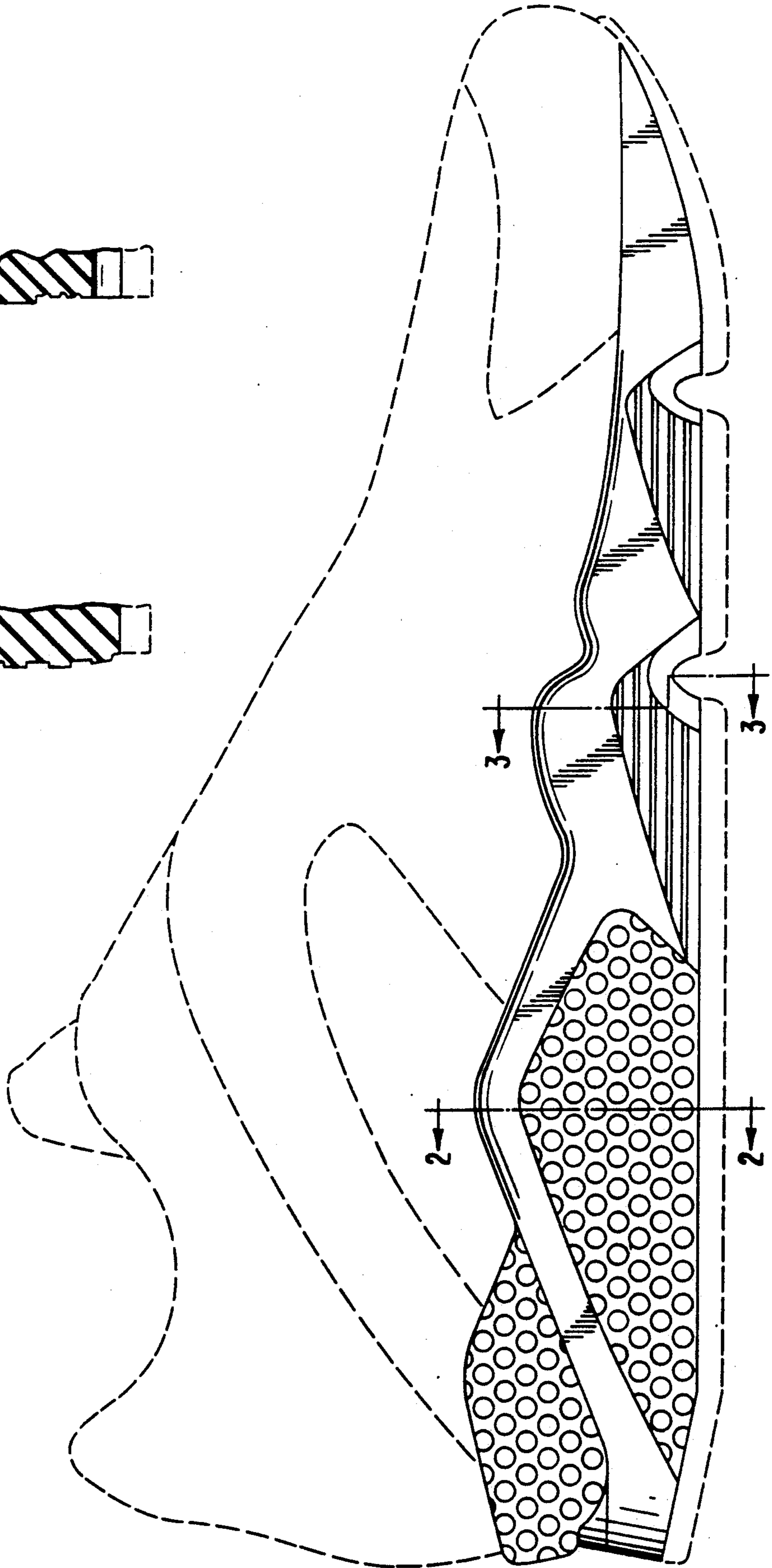


FIG. 4

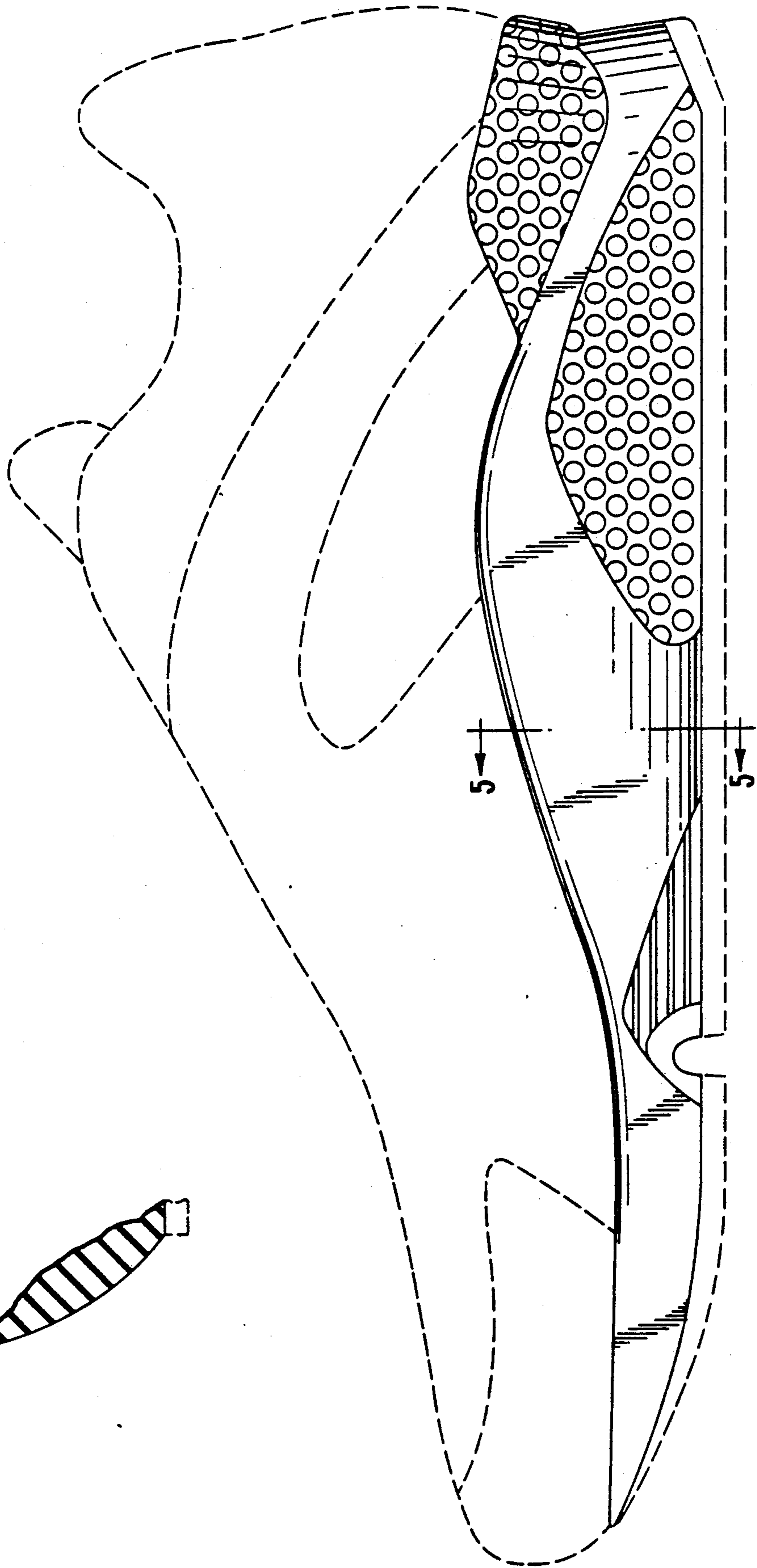


FIG. 5




FIG. 6

