



US00D324761S

United States Patent [19]

[11] Patent Number: **Des. 324,761**

Soo-Kwan

[45] Date of Patent: **** Mar. 24, 1992**

[54] **SHOE INSOLE**

[75] Inventor: **Park Soo-Kwan, Pusan, Rep. of Korea**

[73] Assignee: **The Cherokee Group, Sunland, Calif.**

[**] Term: **14 Years**

[21] Appl. No.: **438,886**

[22] Filed: **Nov. 20, 1989**

[52] U.S. Cl. **D2/318**

[58] Field of Search **D2/264, 265, 274, 314, D2/317-322; 36/3 R, 3 B, 1.5, 25 R, 28, 29, 30 R, 32 R, 59 R, 59 C, 83-92, 99-107, 112-114, 132, 136**

3,044,188	7/1962	Evangelista	36/3
3,050,875	8/1962	Robbins	36/3
3,180,039	4/1965	Burns	36/3
3,225,463	12/1965	Burnham	36/3
3,331,146	7/1967	Karras	36/3
3,335,505	8/1967	Stec	36/3
3,475,836	11/1969	Brahm	36/3
3,670,429	6/1972	Androsiglio	36/3 B
3,716,930	2/1973	Brahm	36/3 B
3,754,339	8/1973	Terasaki	36/3 B
4,063,371	12/1977	Batra	36/3 B
4,438,573	3/1984	McBarron	36/3 B
4,654,982	4/1987	Lee	36/3 R
4,763,426	8/1988	Polus et al.	36/29
4,776,109	10/1988	Sacre	36/3 B
4,776,110	10/1988	Shiang	36/3 B

[56] **References Cited**
U.S. PATENT DOCUMENTS

Re. 11,694	9/1898	Kennedy .	
D. 284,901	8/1986	Tilles	D2/318
D. 290,423	8/1986	Peterson	D2/318
D. 296,493	7/1988	Diaz	D2/318
D. 300,687	4/1989	Kelley	D2/318
D. 311,269	10/1990	Graham et al.	D2/318
426,495	4/1890	Falkner .	
568,068	8/1896	Hilgert .	
616,112	12/1898	Kennedy .	
896,448	8/1908	Valiant .	
1,260,942	3/1918	Price et al. .	
1,262,450	4/1918	Christianson .	
1,809,323	6/1931	Williams .	
2,003,646	6/1935	Blasio	36/3
2,010,151	8/1935	Helwig	36/3
2,344,762	3/1944	Wylce	36/3
2,437,065	3/1948	Austin	36/3
2,474,815	7/1949	Brahm	36/3
2,720,041	10/1955	Kajtar	36/3
2,741,038	4/1956	Eliassen	36/3
2,751,692	6/1956	Cortina	36/3

FOREIGN PATENT DOCUMENTS

820869	7/1949	Fed. Rep. of Germany .	
2842886	10/1980	Fed. Rep. of Germany .	
2532158	3/1984	France .	
477220	12/1937	United Kingdom	36/3
911767	11/1962	United Kingdom .	

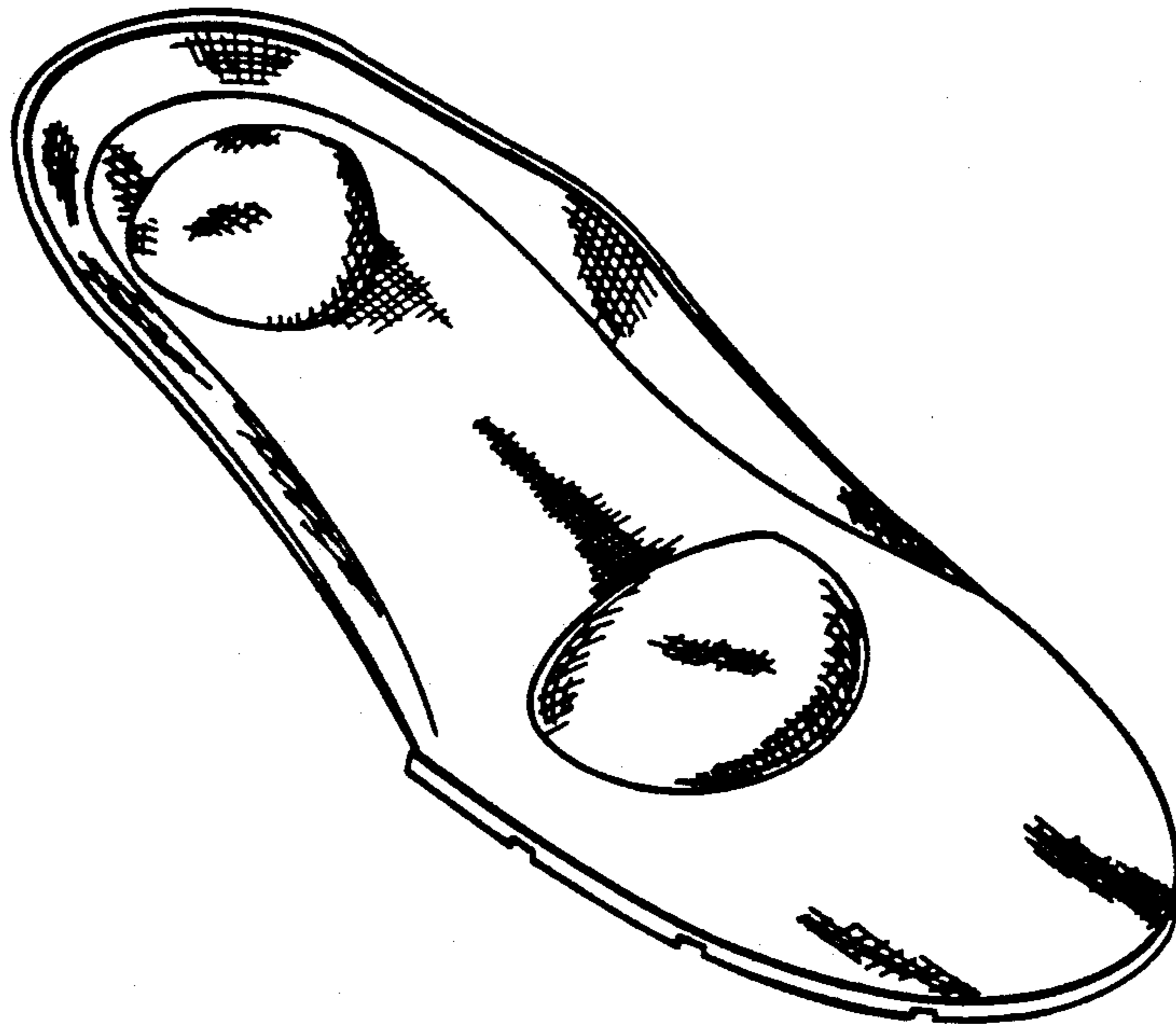
Primary Examiner—Louis S. Zarfes
Attorney, Agent, or Firm—Harvey S. Hertz

[57] CLAIM

The ornamental design for a shoe insole, as shown and described.

DESCRIPTION

FIG. 1 is a top perspective view of a shoe insole, showing my new design;
 FIG. 2 is a top plan view thereof;
 FIG. 3 is a left side elevational view thereof;
 FIG. 4 is a bottom view thereof;
 FIG. 5 is a right side view thereof;
 FIG. 6 is a front view thereof; and,
 FIG. 7 is a rear view thereof.



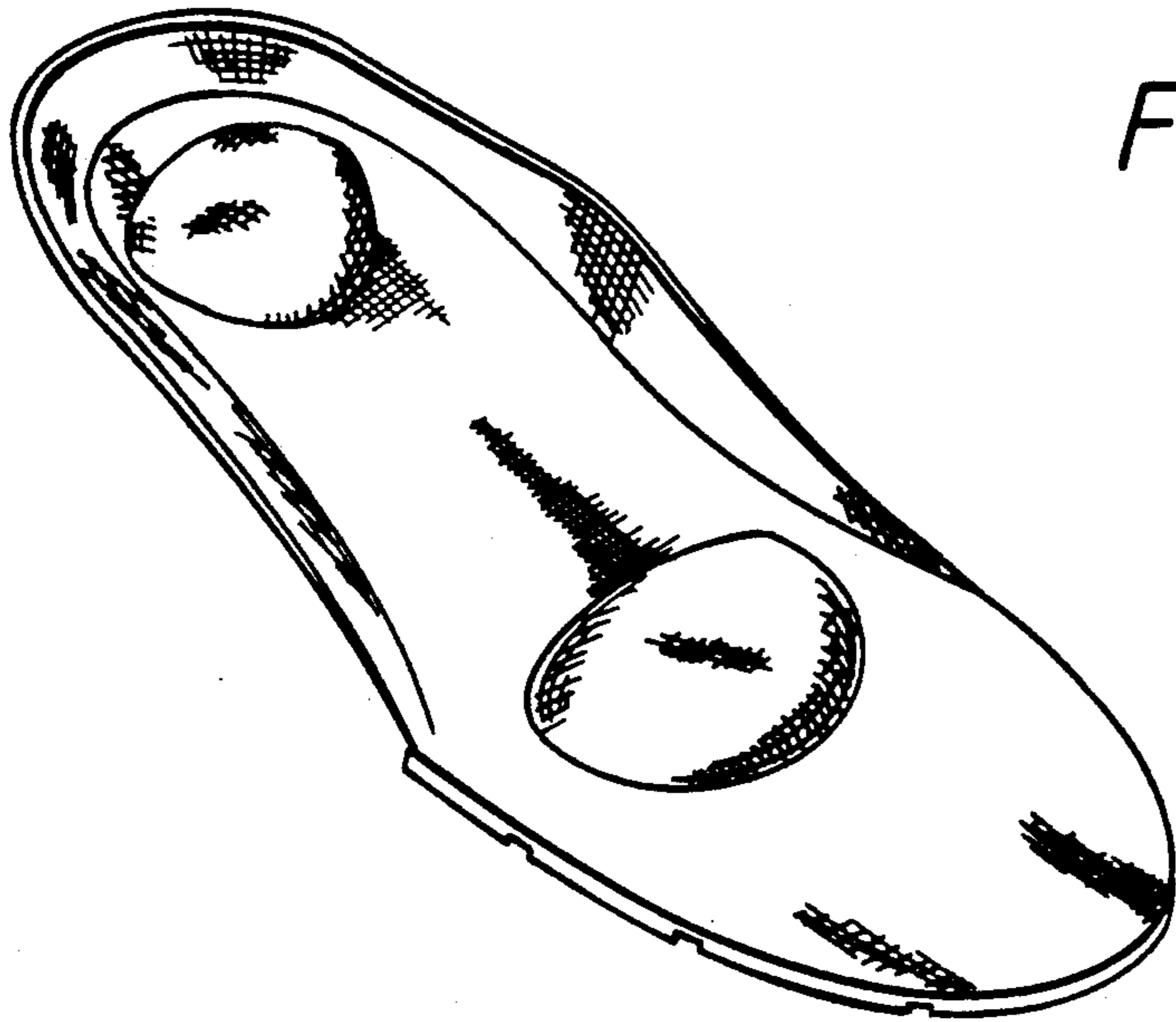


FIG. 1

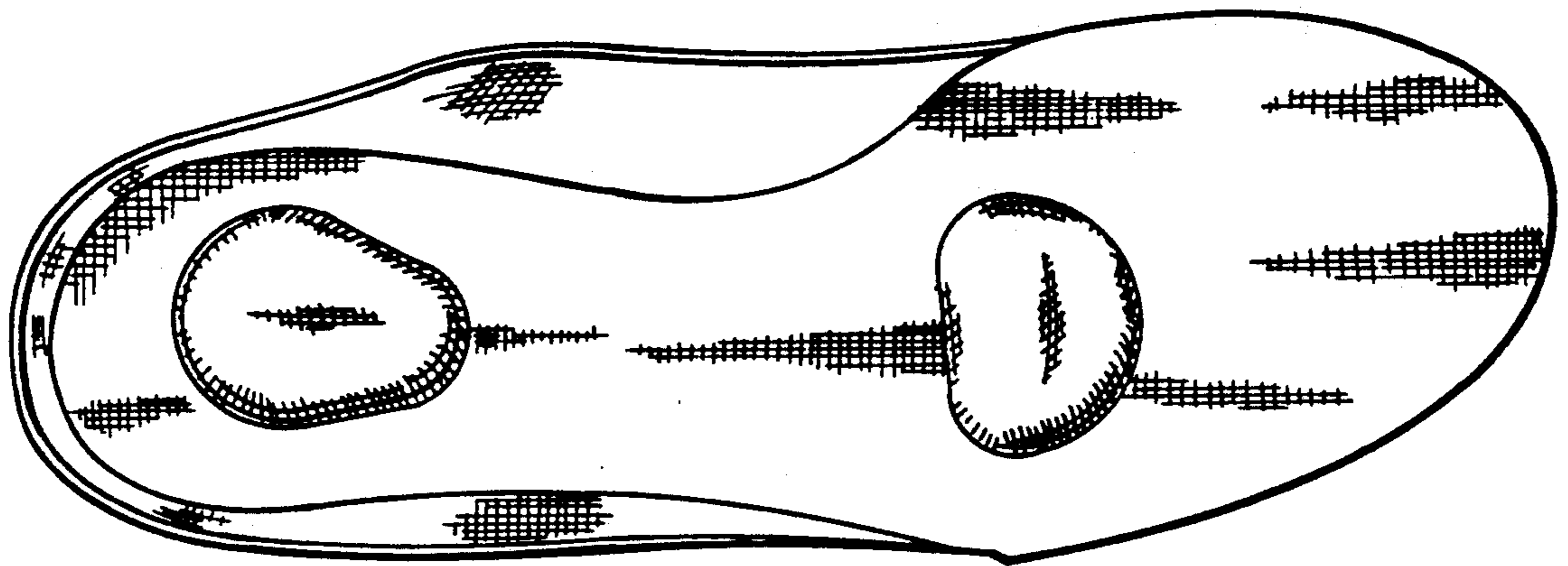


FIG. 2



FIG. 3

FIG. 4

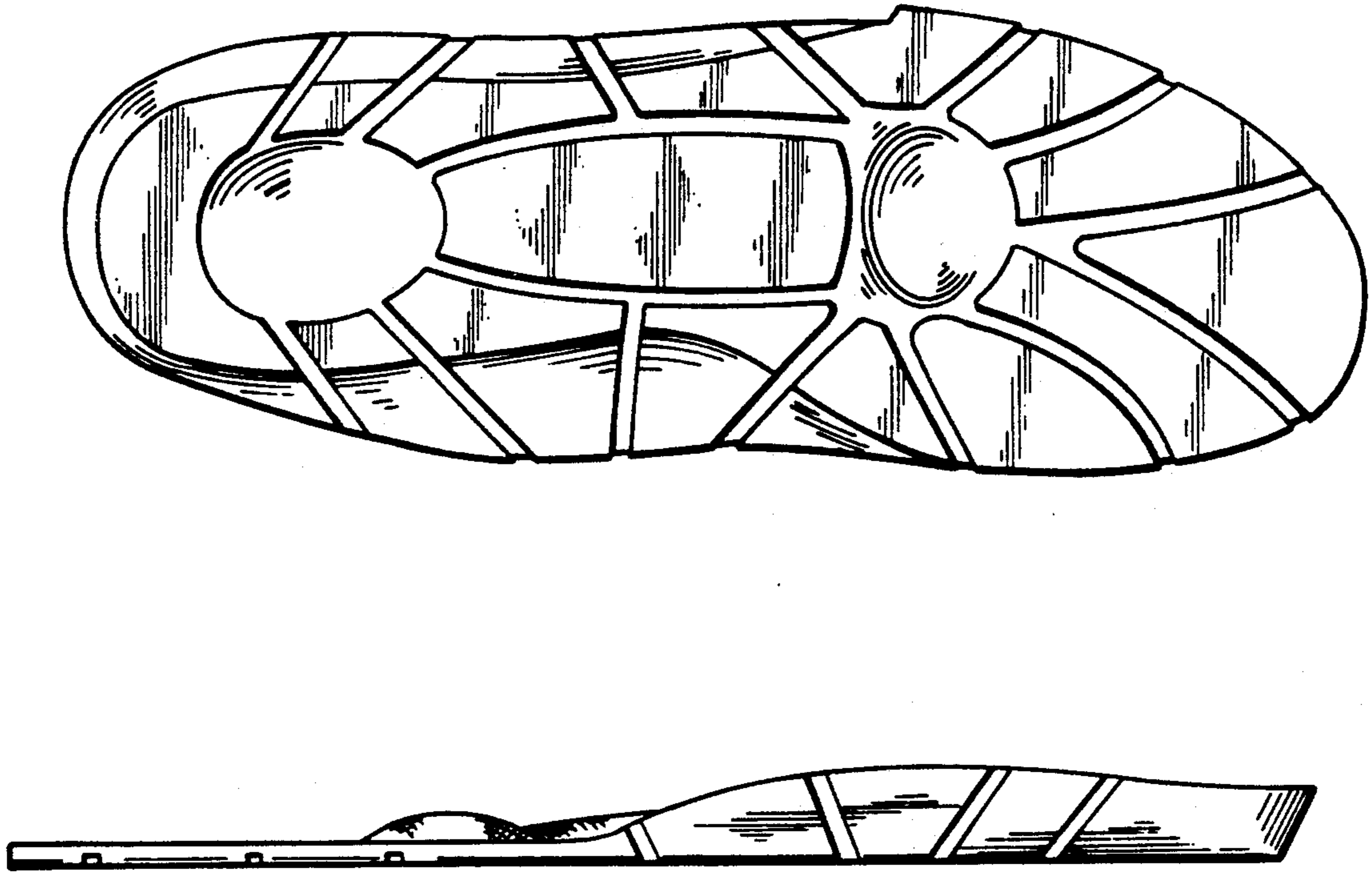


FIG. 5




FIG. 6




FIG. 7