



US00D324759S

United States Patent [19]

[11] Patent Number: **Des. 324,759**

Miller

[45] Date of Patent: **** Mar. 24, 1992**

[54] **SHOE FOR MARINE ACTIVITIES**

[75] Inventor: **Harry Miller, Boston, Mass.**

[73] Assignee: **Omega Corporation, East Boston, Mass.**

[**] Term: **14 Years**

[21] Appl. No.: **497,345**

[22] Filed: **Mar. 22, 1990**

| | | | | |
|------------|---------|-----------|-------|--------|
| D. 295,916 | 5/1988 | Selbiger | | D2/314 |
| 1,227,981 | 5/1917 | Tynes | | 36/8.1 |
| 3,640,006 | 2/1972 | Kendrick | | 36/8.1 |
| 4,169,324 | 10/1979 | Gibbs | | 36/83 |
| 4,222,183 | 9/1980 | Haddox | | 36/114 |
| 4,308,672 | 1/1982 | Antonious | | 36/50 |
| 4,438,574 | 3/1984 | Johnson | | 36/45 |

Primary Examiner—Louis S. Zarfaz
Attorney, Agent, or Firm—Hale and Dorr

Related U.S. Application Data

[63] Continuation-in-part of Ser. No. 193,486, May 11, 1988, Pat. No. Des. 309,821.

[52] U.S. Cl. **D2/265; D2/293; D2/301**

[58] Field of Search **D2/264, 265, 293, 269, D2/282, 301, 308-314; 36/8.1, 45, 112-114, 83, 50, 132, 136**

[56] **References Cited**

U.S. PATENT DOCUMENTS

| | | | | |
|------------|---------|-----------------|-------|--------|
| D. 111,484 | 9/1938 | Biel | | D2/269 |
| D. 262,751 | 1/1982 | Anderie | | D2/310 |
| D. 268,710 | 4/1983 | Anderie | | D2/290 |
| D. 273,627 | 5/1984 | Huberman et al. | | D2/282 |
| D. 273,628 | 5/1984 | Huberman et al. | | D2/282 |
| D. 281,734 | 12/1985 | Gamm | | D2/269 |
| D. 283,173 | 4/1986 | Malone | | D2/309 |

[57] **CLAIM**

The ornamental design for a shoe for marine activities, as shown and described.

DESCRIPTION

FIG. 1 is a perspective view of a shoe for marine activities showing my new design;
 FIG. 2 is a rear elevational view of the shoe for marine activities shown in FIG. 1;
 FIG. 3 is a front elevational view of the shoe for marine activities shown in FIG. 1;
 FIG. 4 is a side elevational view of the shoe for marine activities shown in FIG. 1;
 FIG. 5 is a side elevational view of the shoe for marine activities of FIG. 1 taken from the side opposite that shown in FIG. 4;
 FIG. 6 is a top plan view of the shoe for marine activities shown in FIGS. 1-5; and,
 FIG. 7 is a bottom plan view of the shoe for marine activities shown in FIGS. 1-6.




FIG. 1


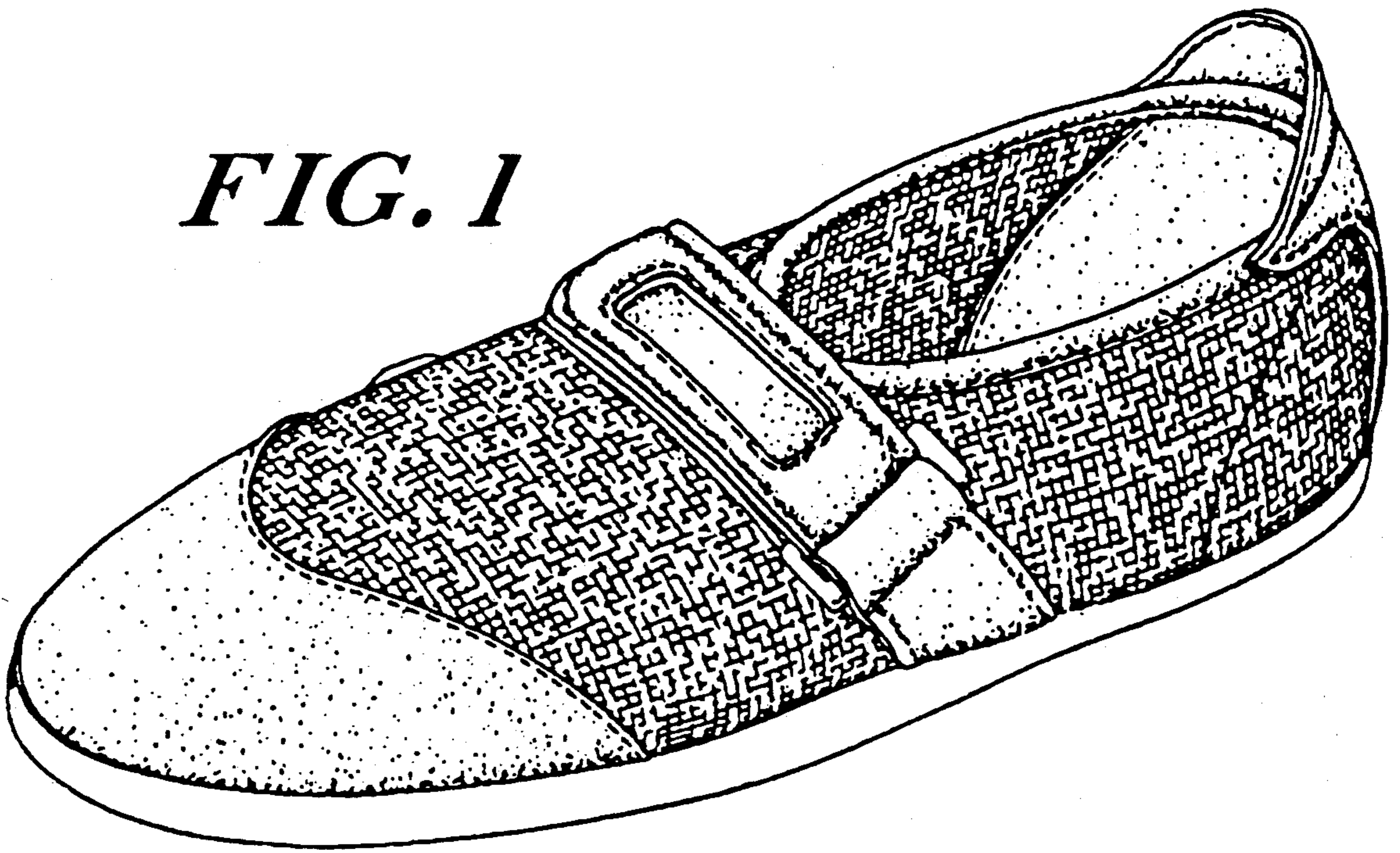


FIG. 2




FIG. 3




FIG. 4




FIG. 5

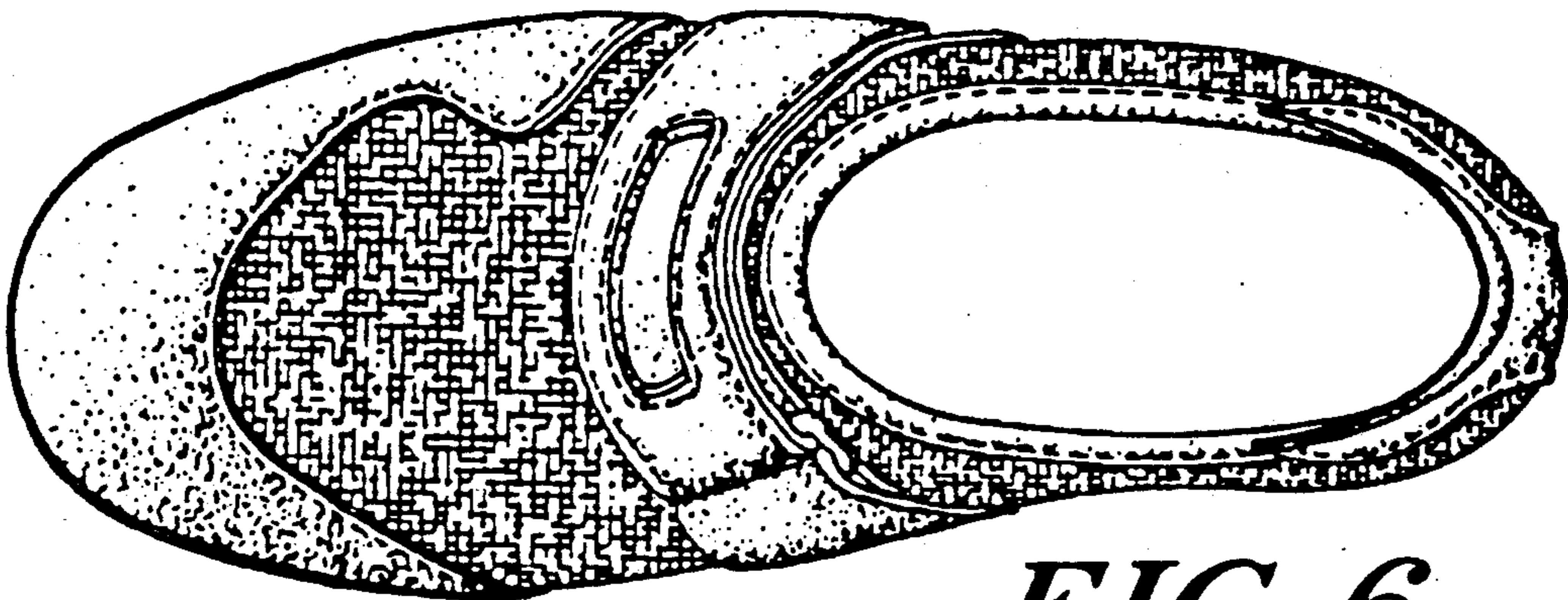


FIG. 6

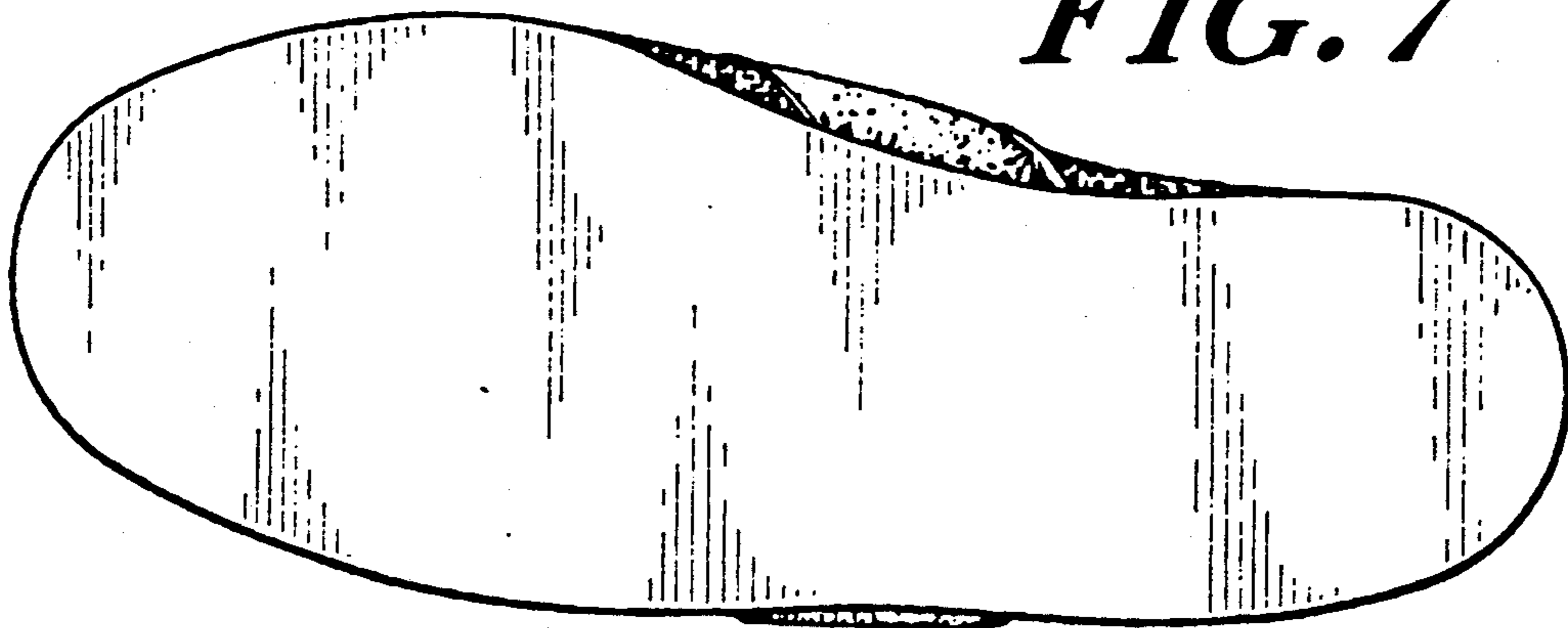


FIG. 7