



US00D324733S

# United States Patent [19]

O'Brien et al.

[11] Patent Number: **Des. 324,733**

[45] Date of Patent: **\*\* Mar. 17, 1992**

[54] THERAPEUTIC WRAP

[76] Inventors: **Michael O'Brien**, 901 N. Curtis Rd., Ste. 101, Boise, Id. 83706; **Lorie Leishman**, 1150 E. Ustick Rd., Meridian, Id. 83642

[\*\*] Term: **14 Years**

[21] Appl. No.: **247,591**

[22] Filed: **Sep. 22, 1988**

[52] U.S. Cl. .... **D24/206; D24/200**

[58] Field of Search ..... **D24/64, 36, 43; 128/402, 403, 78, DIG. 20**

[56] **References Cited**

**U.S. PATENT DOCUMENTS**

- 3,463,161 8/1969 Andrassy .
- 3,822,705 7/1974 Pilotte .
- 3,882,867 5/1975 Moran ..... 128/402
- 3,900,035 8/1975 Welch et al. .
- 4,055,188 10/1977 Pelton .

- 4,072,982 6/1978 Salem .
- 4,592,358 6/1986 Westplate ..... 128/402
- 4,676,247 6/1987 Van Cleve .

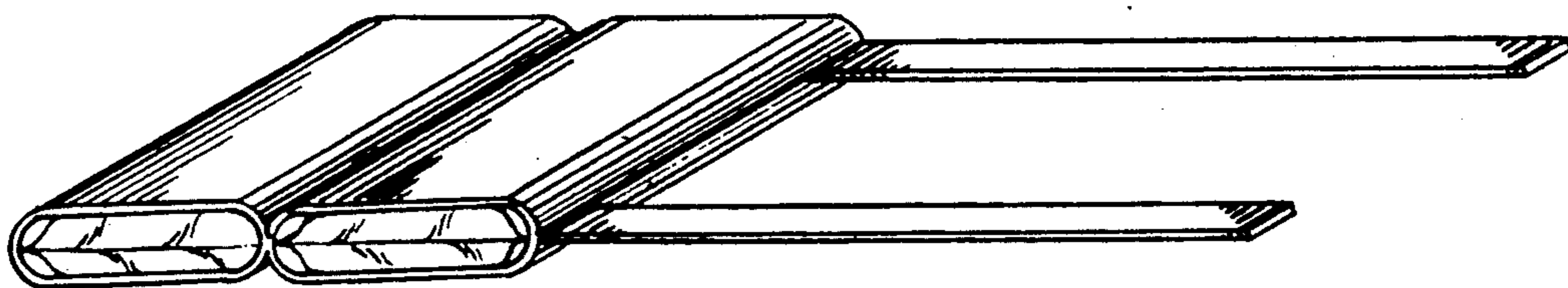
*Primary Examiner*—Stella Reid  
*Attorney, Agent, or Firm*—Frank J. Dykas; Craig M. Korfanta; Ken J. Pedersen

[57] **CLAIM**

The ornamental design for a therapeutic wrap, as shown and described.

**DESCRIPTION**

FIG. 1 is a top plan view of a therapeutic wrap, showing my new design;  
FIG. 2 is a bottom plan view thereof;  
FIG. 3 is a side elevational view thereof;  
FIG. 4 is a side elevational view thereof, opposite that shown in FIG. 3;  
FIG. 5 is a perspective view thereof;  
FIG. 6 is an end elevational view thereof; and  
FIG. 7 is an end elevational view thereof, opposite that shown in FIG. 6.



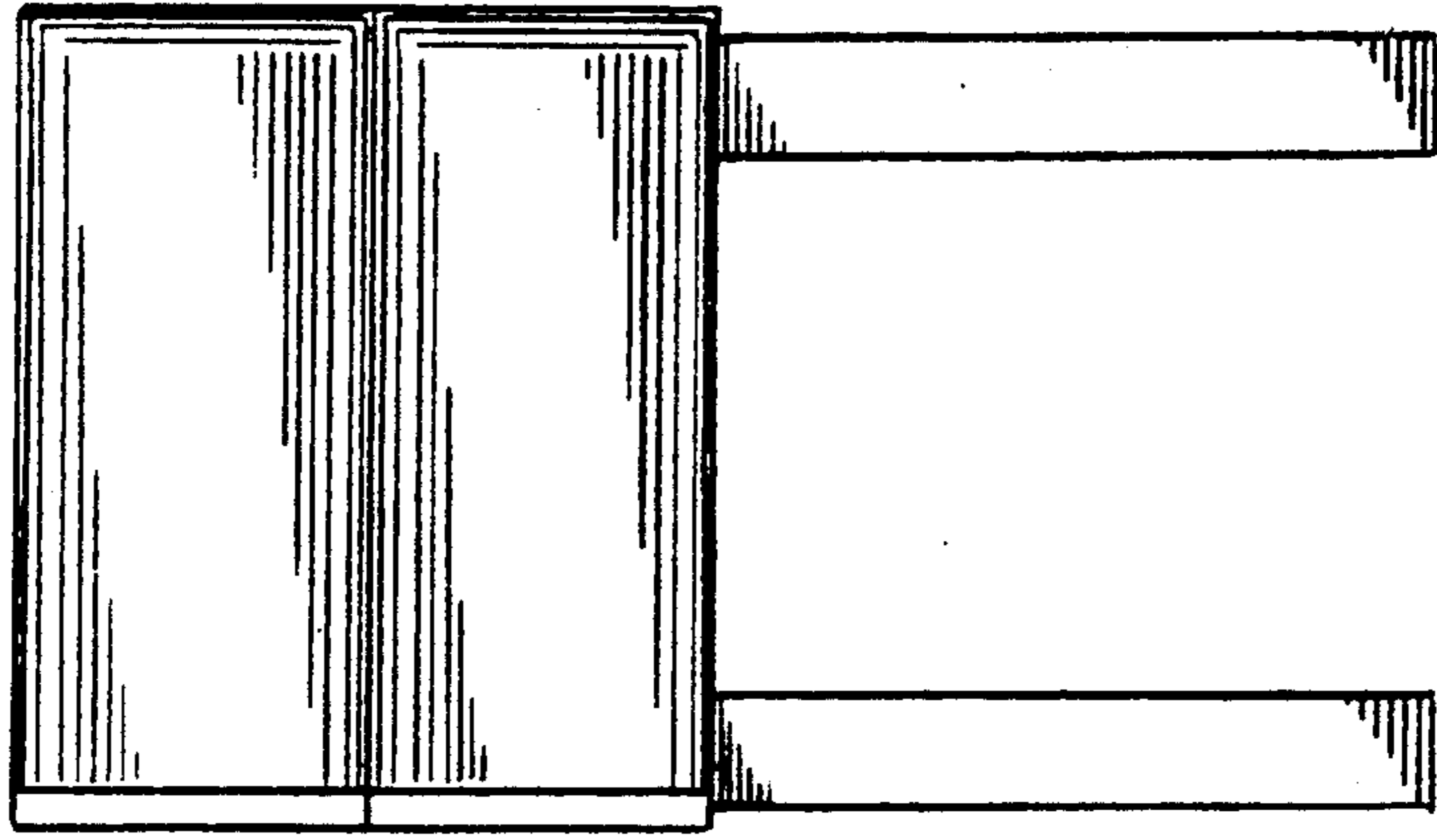


FIG. 1

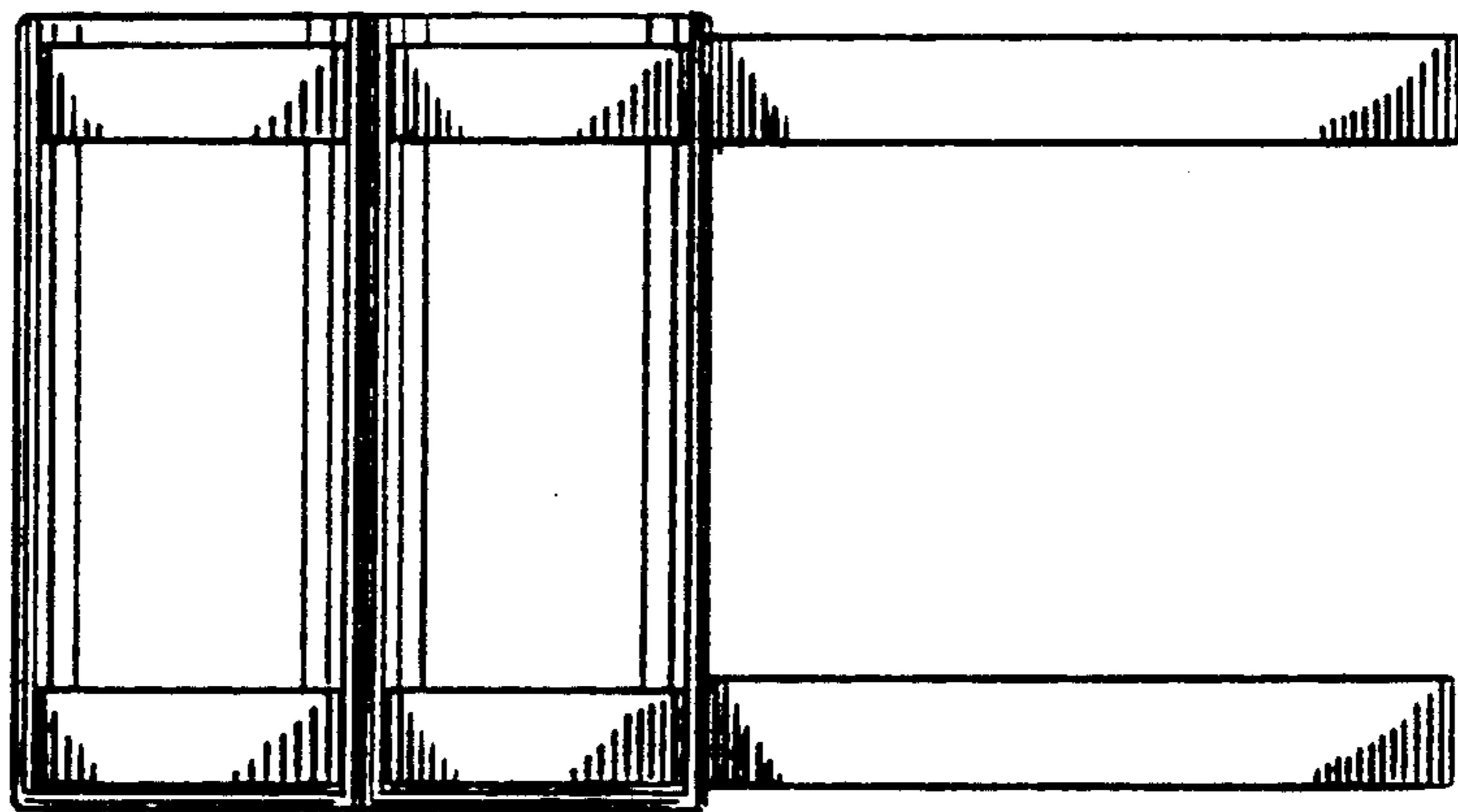


FIG. 2



FIG. 3



FIG. 4

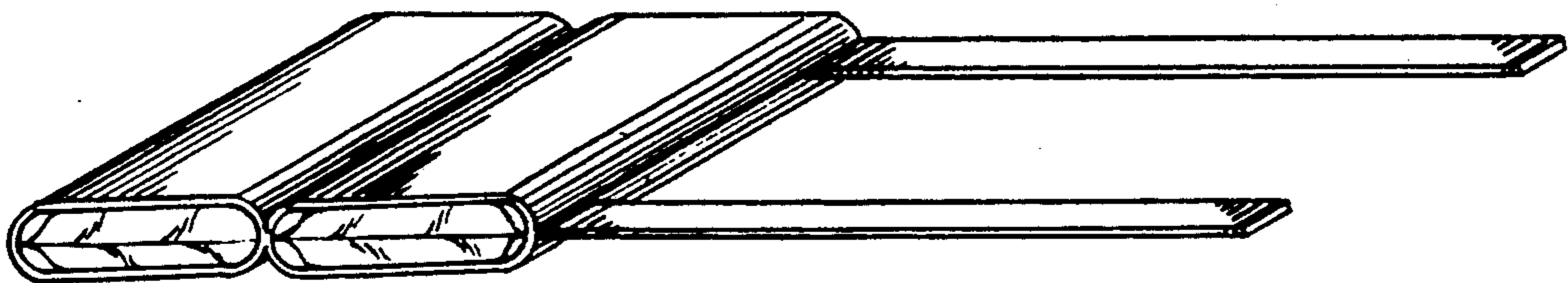


FIG. 5



FIG. 6




FIG. 7