



US00D324702S

United States Patent [19]

[11] Patent Number: **Des. 324,702**

Hardy

[45] Date of Patent: **** Mar. 17, 1992**

[54] GOLF PUTTING TARGET

[76] Inventor: **John F. Hardy**, 3366 Cimarron Dr., Santa Ynez, Calif. 93460

[**] Term: **14 Years**

[21] Appl. No.: **431,979**

[22] Filed: **Nov. 6, 1989**

[52] U.S. Cl. **D21/7; D21/6; D21/32; D21/35**

[58] Field of Search **D21/5, 6, 32, 35; D22/113; 273/181 R, 245**

[56] References Cited

U.S. PATENT DOCUMENTS

D. 33,604	11/1900	Fuller	D21/35
D. 240,945	8/1976	Norton	D21/6
2,682,408	6/1954	Warns et al.	273/245
3,410,561	11/1968	Ekstrand	273/245 X
3,526,405	9/1920	Morris	273/181 R

OTHER PUBLICATIONS

Playthings, 1981, p. 154, all traffic control left of the page.

Primary Examiner—Melvin B. Feifer
Assistant Examiner—Prabhakar Deshmukh
Attorney, Agent, or Firm—Cislo & Thomas

[57] CLAIM

The ornamental design for golf putting target, as shown and described.

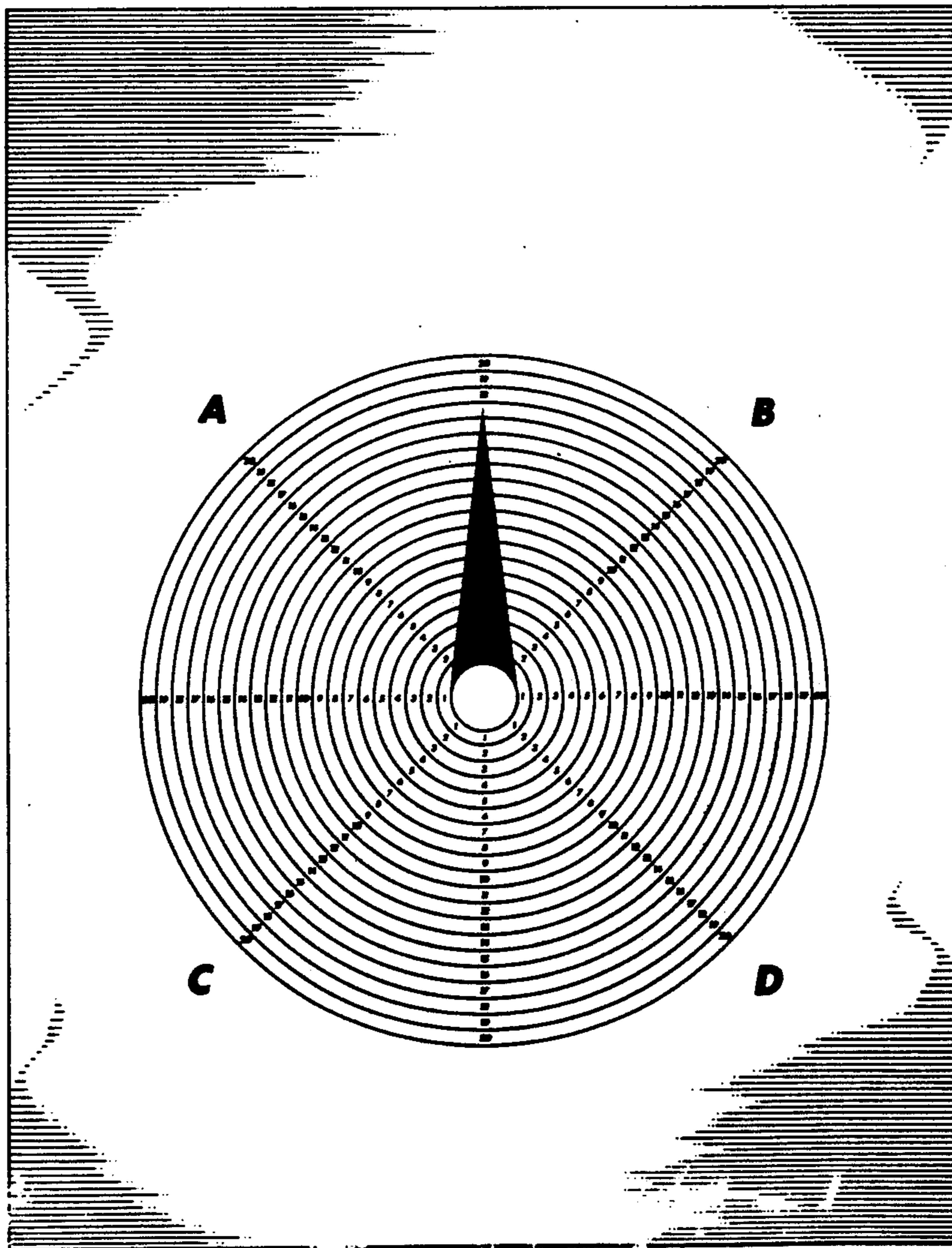
DESCRIPTION

FIG. 1 is a top plan view of a golf putting target showing my new design;

FIG. 2 is a bottom plan view thereof;

FIG. 3 is a right side elevation thereof; the side elevation being a mirror image thereof; and

FIG. 4 is a front elevation thereof; the rear elevation being a mirror image thereof.



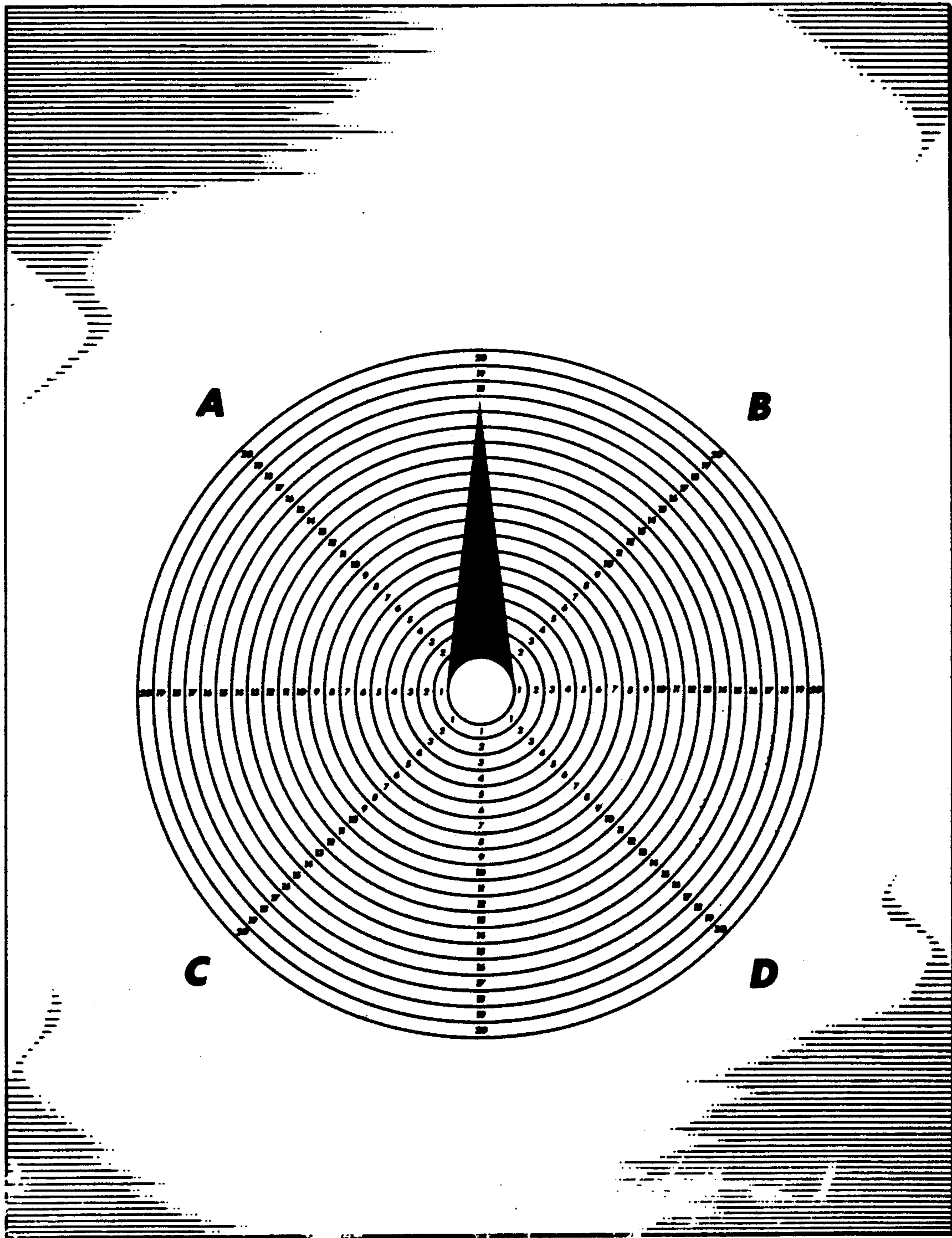


FIG. 1




FIG. 2



FIG. 3



FIG. 4