



US00D324701S

# United States Patent [19]

[11] Patent Number: **Des. 324,701**

**Capps**

[45] Date of Patent: **\*\* Mar. 17, 1992**

[54] **COMBINED ADVERTISING SIGN AND TEE MARKER FOR GOLF COURSE TEEING AREAS**

*Primary Examiner*—Wallace R. Burke  
*Assistant Examiner*—Marcus Jackson  
*Attorney, Agent, or Firm*—Ralph H. Dougherty

[76] Inventor: **Alan W. Capps, 7322 Blythwood La., Charlotte, N.C. 28277**

[57] **CLAIM**

The ornamental design for combined advertising sign and tee marker for golf course teeing areas, as shown and described.

[\*\*] Term: **14 Years**

**DESCRIPTION**

[21] Appl. No.: **443,355**

FIG. 1 is a front perspective view of a combined advertising sign and tee marker for course teeing areas showing my new design;

[22] Filed: **Nov. 30, 1989**

[52] U.S. Cl. .... **D20/19; D20/10**

FIG. 2 is a left side elevational view thereof, with the opposite side being a mirror image;

[58] Field of Search ..... **D20/1, 10, 18, 19, 39;**

**D21/234; 273/32 R, 32 B, 32 H, 176 L; 40/306, 584**

FIG. 3 is a rear elevational view thereof;

FIG. 4 is a front perspective view of a second embodiment thereof;

[56] **References Cited**

**U.S. PATENT DOCUMENTS**

14,711	8/1919	McDannell, Jr. ....	D20/10
46,412	9/1914	Newman .....	D20/10
D. 108,034	1/1938	Reinecke .....	D20/10
D. 108,035	1/1938	Reinecke .....	D20/10
D. 260,581	9/1981	Kostoff .....	D20/19
D. 296,221	6/1988	Kissler .....	D20/10
1,832,947	11/1931	Sears et al. ....	273/176 L
3,665,494	5/1972	Baumael .....	273/32 R
4,934,705	6/1990	Shirley .....	273/176 L


FIG. 5 is a left side elevational view thereof, with the opposite side being a mirror image;

FIG. 6 is a rear elevational view thereof;

FIG. 7 is a perspective view from one side and above showing the ornamental appearance of a third form of sign in accordance with this invention;

FIG. 8 is a side elevation view of the sign of FIG. 7; and,

FIG. 9 is a rear elevation view of the sign of FIG. 7 showing the side hidden in FIG. 7.






FIG. 1




FIG. 2




FIG. 3




FIG. 4

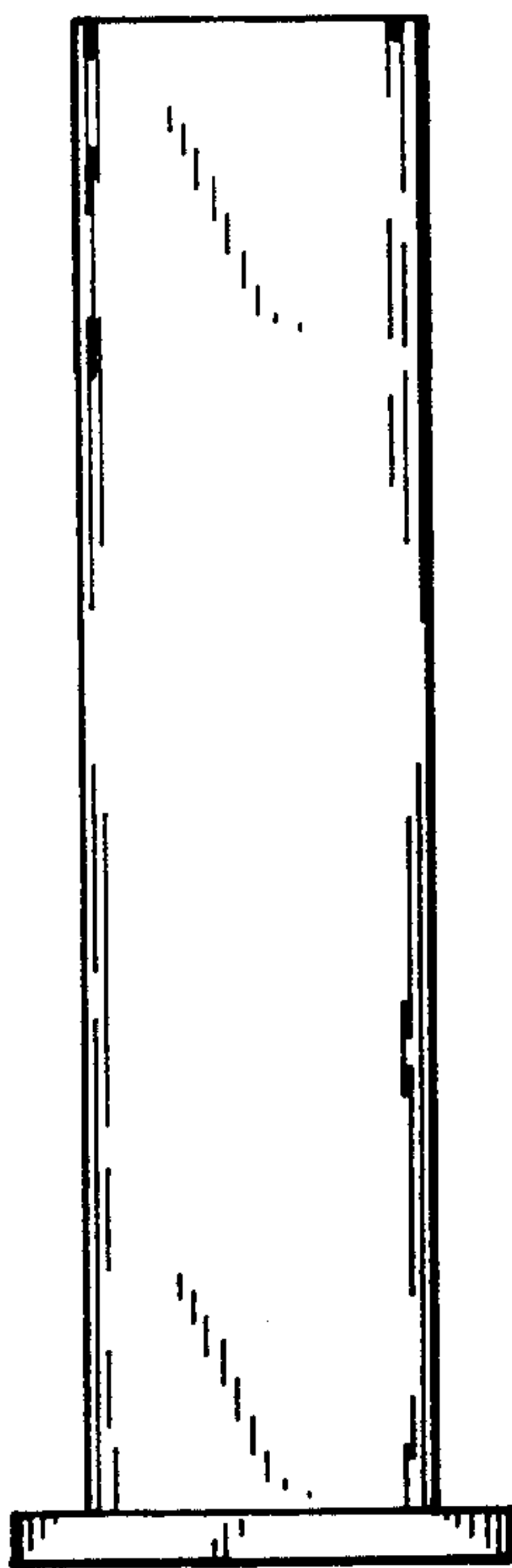


FIG. 5




FIG. 6




FIG. 7

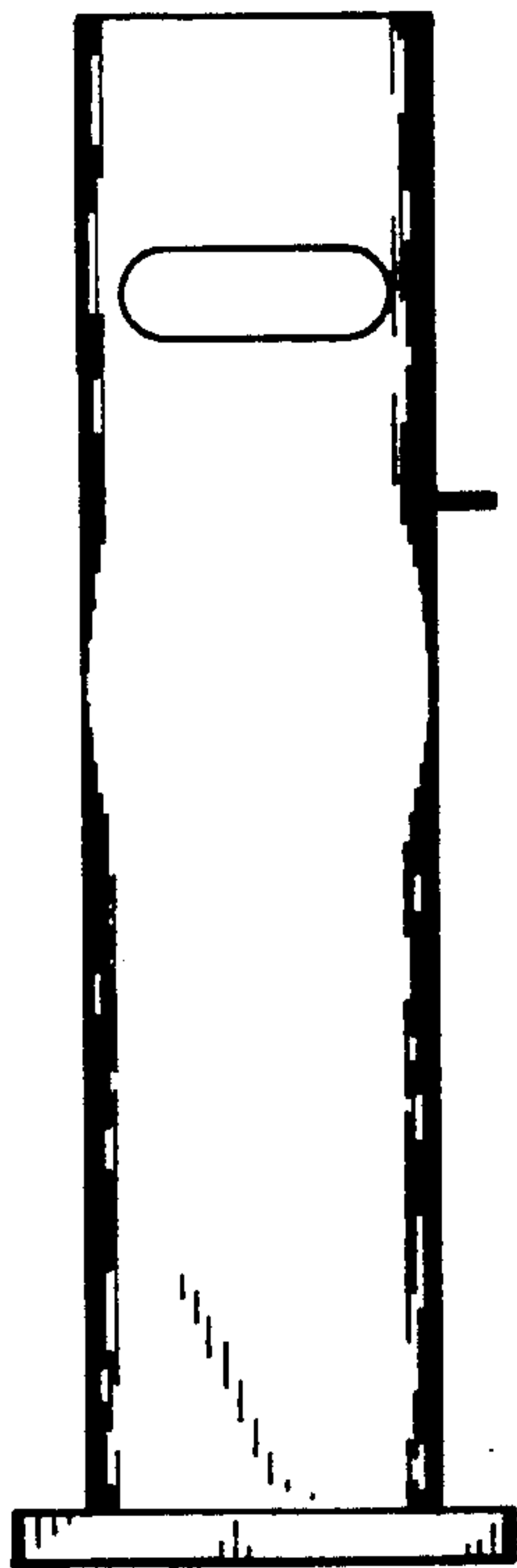


FIG. 8




FIG. 9