



US00D324699S

United States Patent [19]

[11] Patent Number: Des. 324,699

Ohashi

[45] Date of Patent: ** Mar. 17, 1992

[54] **ELECTRIC ERASER**

[75] Inventor: Keiichi Ohashi, Shizuoka, Japan

[73] Assignee: Skylite Industry Co., Ltd., Shizuoka, Japan

[**] Term: 14 Years

[21] Appl. No.: 452,331

[22] Filed: Dec. 19, 1989

[52] U.S. Cl. D19/53; D8/61; D19/65

[58] Field of Search D19/65, 53, 99, 100; D8/61, 62; 15/3.53

[56] **References Cited**

U.S. PATENT DOCUMENTS

D. 180,101	4/1957	Robinson	D19/53
D. 184,831	4/1959	Palma, Jr.	D19/53
D. 186,922	12/1959	Streich et al.	D19/53
D. 223,969	6/1972	Collura	D19/53
D. 229,389	11/1973	Kahn	D8/61
D. 286,548	11/1986	Hsieh	D9/53
D. 301,198	5/1989	Hashino et al.	D8/61
D. 303,271	9/1989	Lord	D19/65 X
D. 308,809	6/1990	Kawabata	D8/61
D. 311,757	10/1990	Crutchfield	D19/65 X
3,368,090	2/1968	Miller	15/3.53 X

FOREIGN PATENT DOCUMENTS

343843 2/1960 Switzerland 15/3.53

OTHER PUBLICATIONS

Design News 9/15/69 p. 44, See electric eraser-center page.

Bruning Co. 6/2/71 Flyer-see eraser right center of page.

Primary Examiner—Bruce W. Dunkins

Assistant Examiner—Martha Thompson

Attorney, Agent, or Firm—Wegner, Cantor, Mueller & Player

[57] **CLAIM**

The ornamental design for an electric eraser, as shown and described.

DESCRIPTION

FIG. 1 is a bottom, right front perspective view of an electric eraser showing my new design;

FIG. 2 is a front elevational view thereof;

FIG. 3 is a top plan view thereof;

FIG. 4 is a bottom plan view thereof;

FIG. 5 is a left side elevational view, the right side being a mirror image thereof; and

FIG. 6 is a rear elevational view thereof.

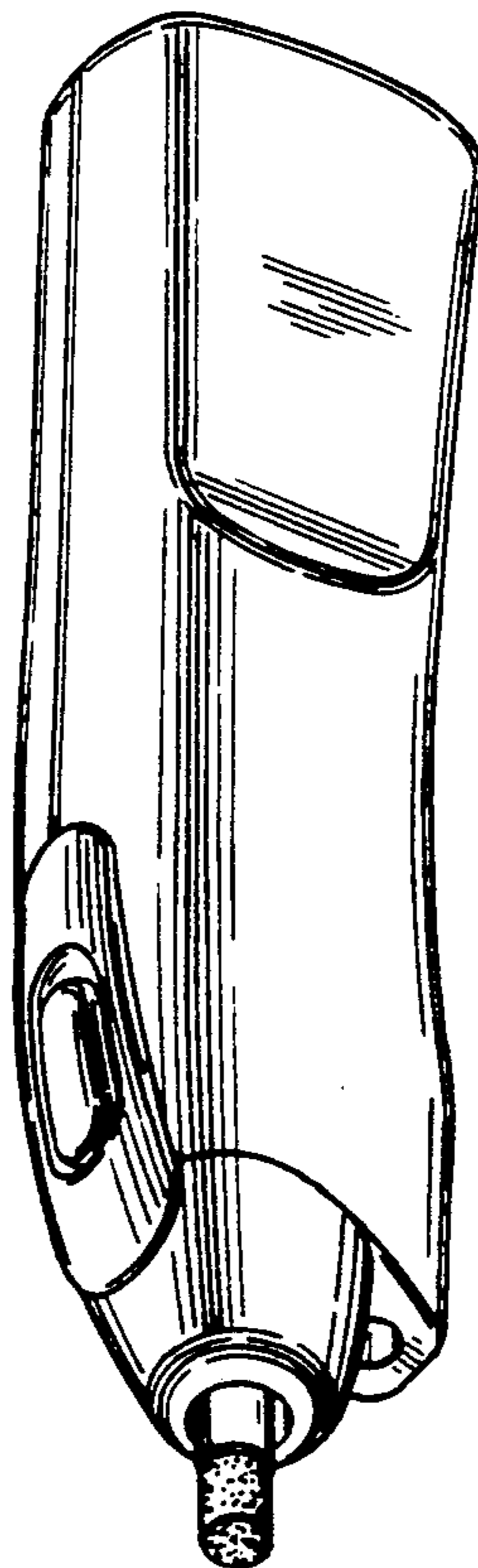


FIG. 1

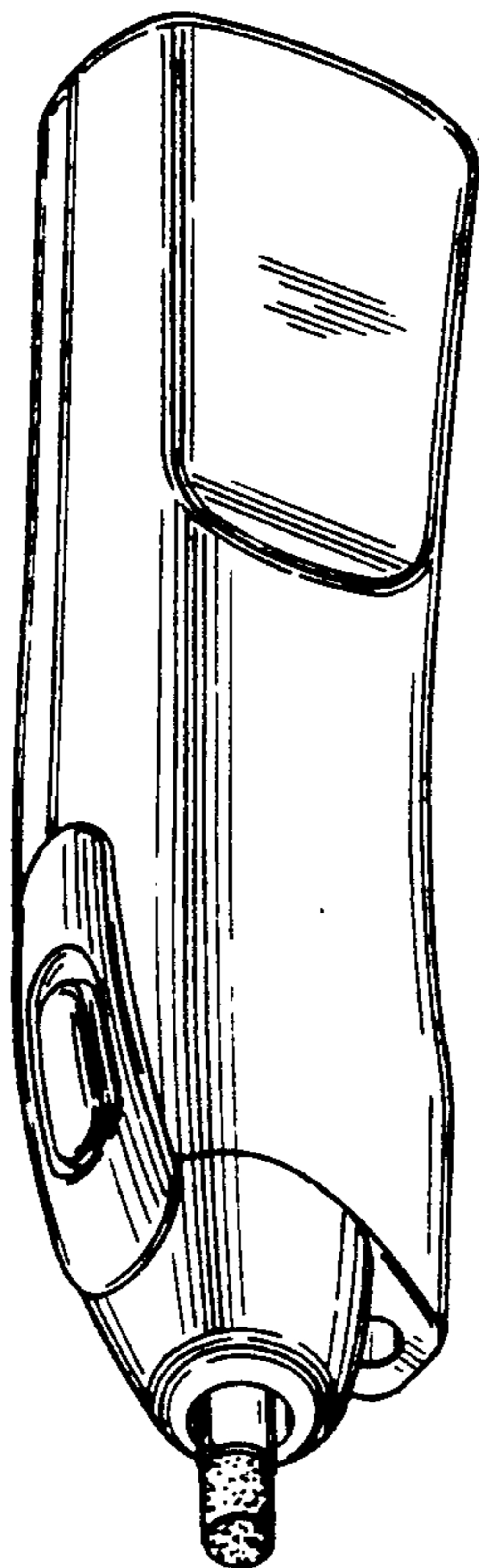


FIG. 2



FIG. 3

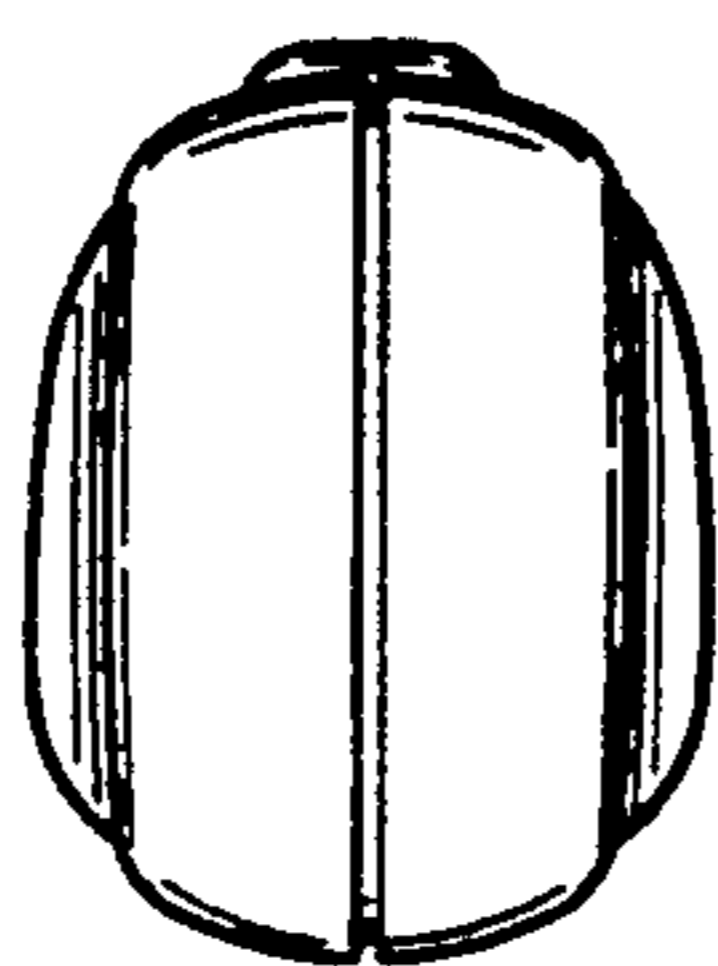


FIG. 4

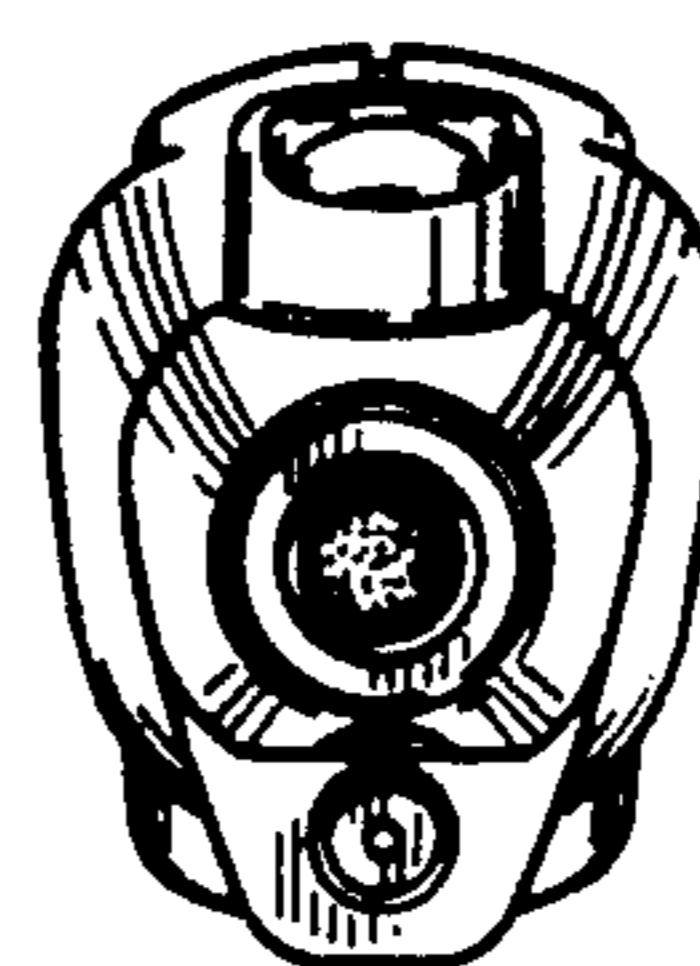


FIG. 5

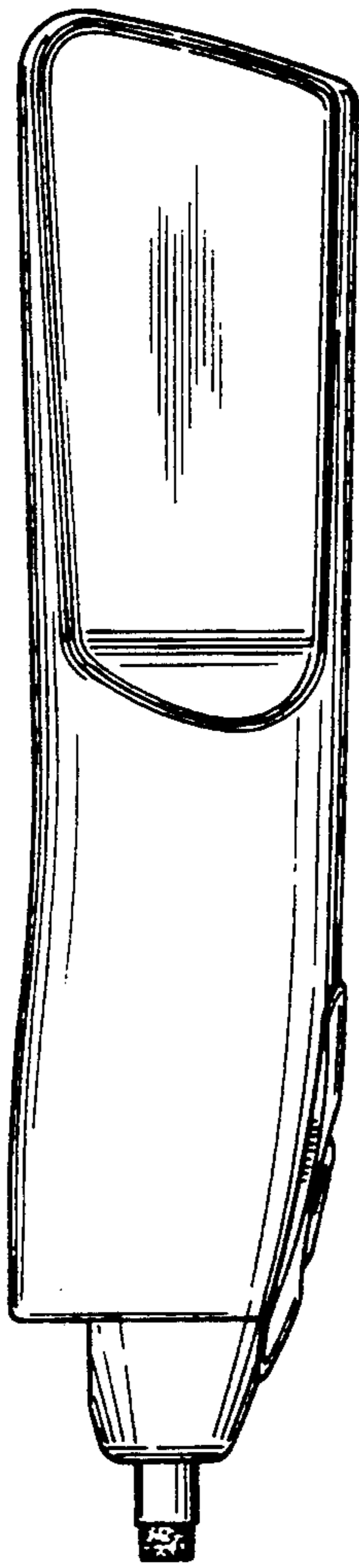


FIG. 6

