



US00D324684S

United States Patent [19]
Lempert

[11] **Patent Number: Des. 324,684**
[45] **Date of Patent: ** Mar. 17, 1992**

[54] **LOUDSPEAKER ENCLOSURE**

[75] **Inventor: Scott Lempert, Pasadena, Calif.**

[73] **Assignee: Yamaha Corporation, Japan**

[**] **Term: 14 Years**

[21] **Appl. No.: 487,710**

[22] **Filed: Mar. 2, 1990**

[52] **U.S. Cl. D14/211; D14/213;
D14/216**

[58] **Field of Search D14/204, 207-216,
D14/219-224; 181/144, 148, 150, 157, 199;
381/86-88, 90, 158, 203**

[56] **References Cited**

U.S. PATENT DOCUMENTS

D. 220,629	5/1971	Shimizu	D14/214
D. 229,565	12/1973	Legorju	D14/212
D. 270,444	9/1983	Matsuda et al.	D14/214
D. 305,893	2/1990	Maloney	D14/215

OTHER PUBLICATIONS

Stereo Review, Dec. 1988, p. 22, top right—Phantom Acoustics speaker.

High Fidelity, Jun. 1987, p. 16, left—OHM model 3XO speaker.

Primary Examiner—Theodore M. Shooman
Attorney, Agent, or Firm—Ostrolenk, Faber, Gerb & Soffen

[57] **CLAIM**

The ornamental design for a loudspeaker enclosure, as shown and described.

DESCRIPTION

FIG. 1 is a top, front and left side perspective view of a loudspeaker enclosure showing my new design; FIG. 2 is a front elevational view thereof; FIG. 3 is a top plan view thereof; FIG. 4 is a left side elevational view thereof, the right side being a mirror image; FIG. 5 is a rear elevational view thereof; and FIG. 6 is a bottom plan view thereof.




FIG.2

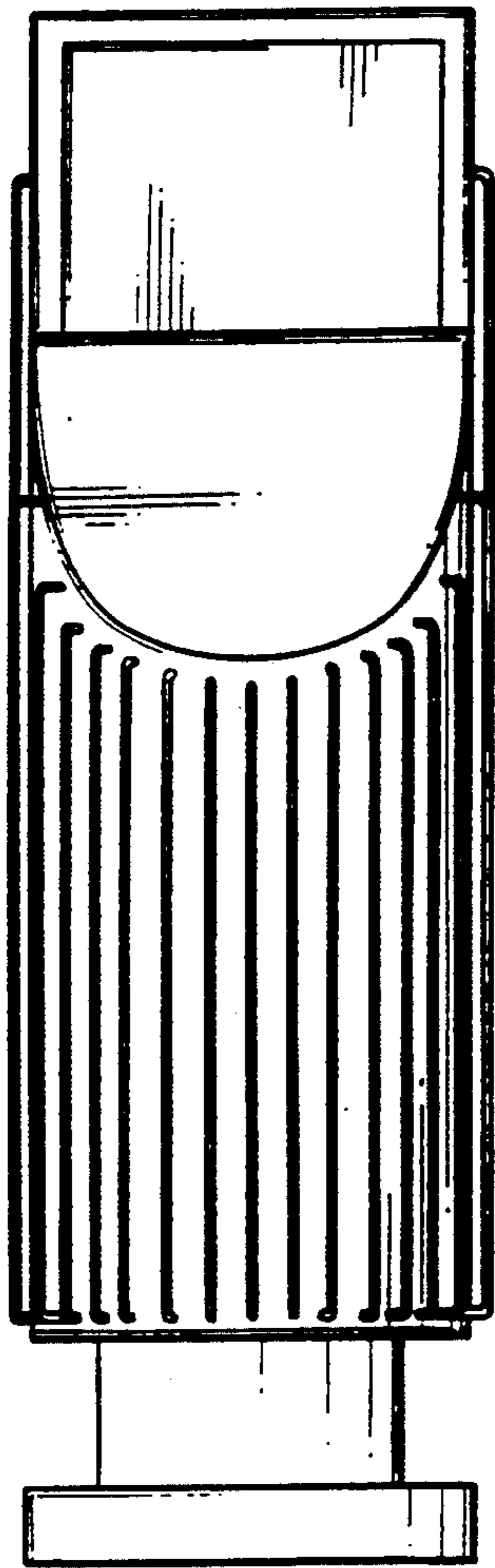


FIG.1

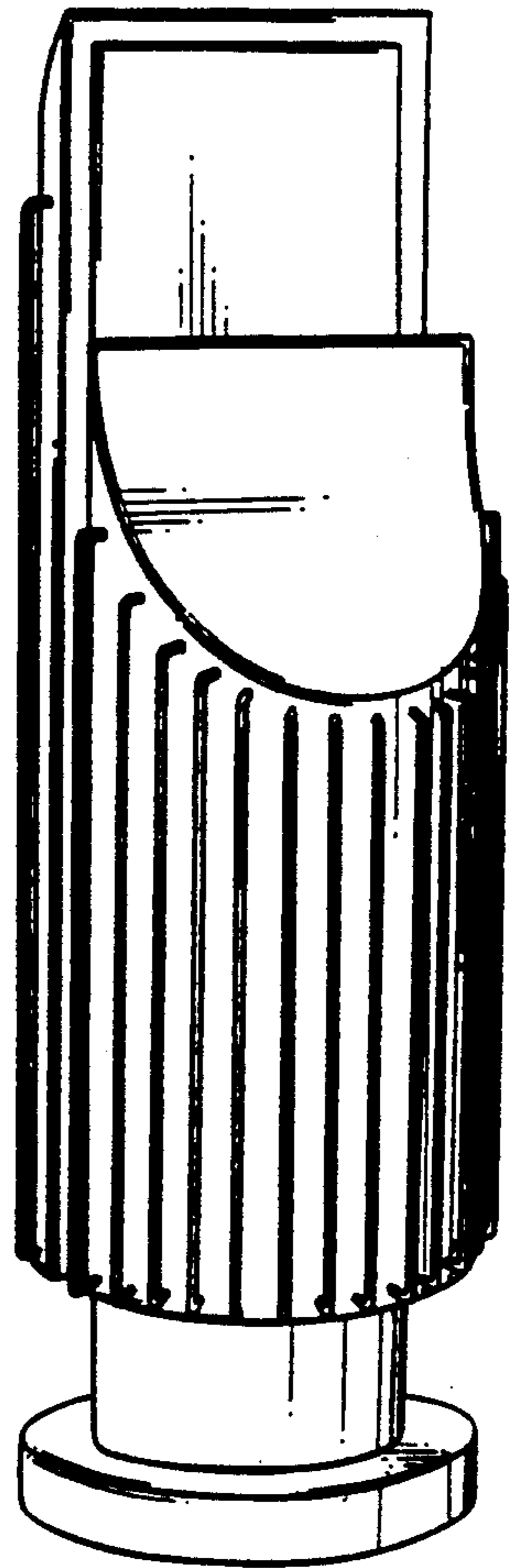


FIG.3

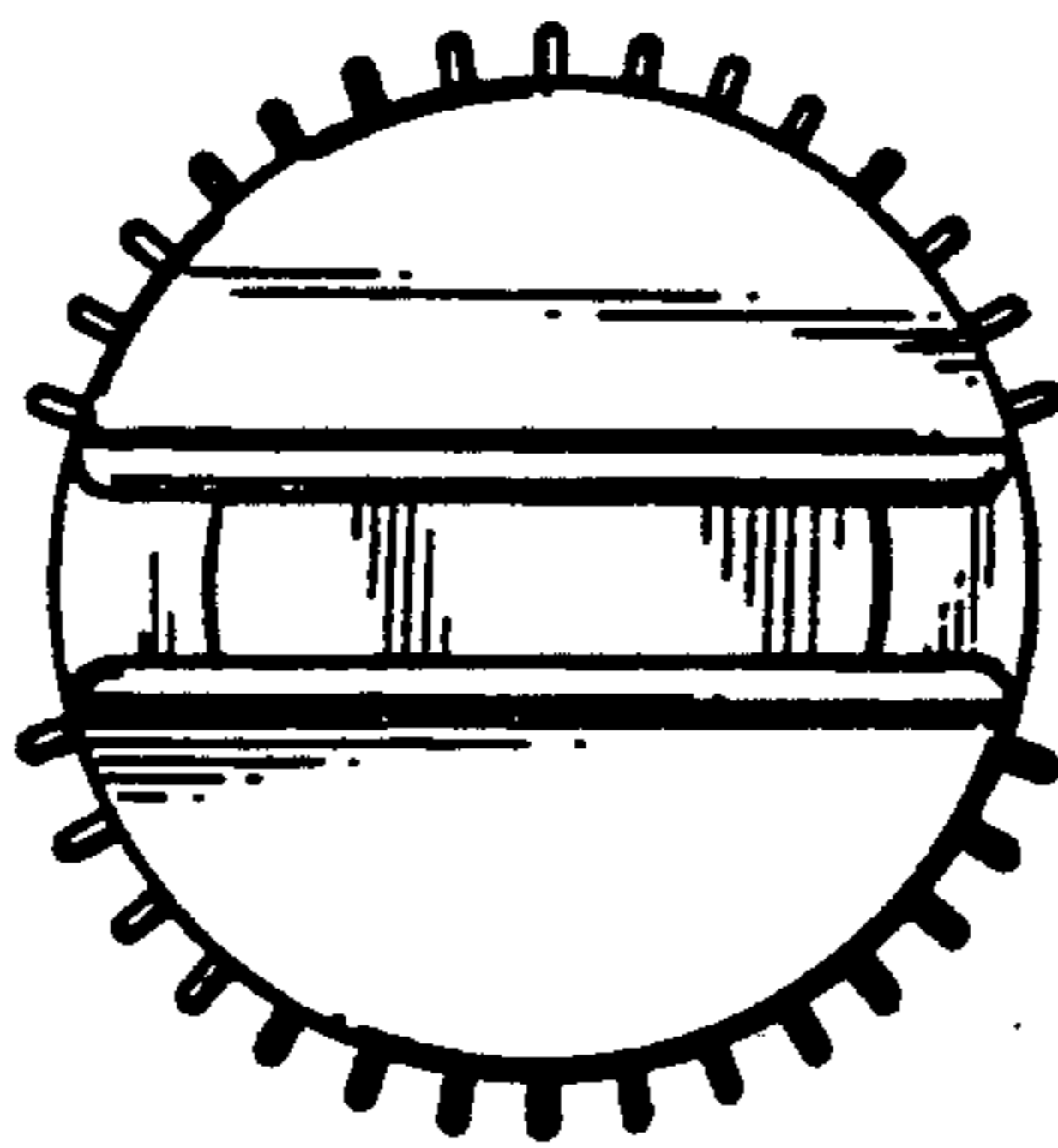


FIG.5




FIG.4




FIG.6

