



US00D324682S

# United States Patent [19]

Renard et al.

[11] Patent Number: **Des. 324,682**

[45] Date of Patent: **\*\* Mar. 17, 1992**

[54] TELEPHONE SET

[75] Inventors: **Marc Renard, Pierrefitte; Jean-Pierre Puel, Puteaux, both of France**

[73] Assignee: **Matra Communication, Quimper, France**

[\*\*] Term: **14 Years**

[21] Appl. No.: **543,073**

[22] Filed: **Jun. 25, 1990**

[30] Foreign Application Priority Data

Jan. 26, 1990 [IB] Int'l Pat. Institute ..... **15.699**

[52] U.S. Cl. .... **D14/151; D14/148; D14/147; D14/142; D14/248**

[58] Field of Search ..... **D14/151, 148, 242, 140, D14/142, 138, 143; 379/433, 58, 59, 436**

[56] References Cited

U.S. PATENT DOCUMENTS

- D. 202,787 11/1965 Dreyfuss et al. .... D14/148
- D. 245,500 8/1977 Fukushima et al. .... D14/138
- D. 282,464 2/1986 Rivette et al. .... D14/143
- D. 284,760 7/1986 Keating ..... D14/138
- D. 285,790 9/1986 Harrison et al. .... D14/148
- D. 287,248 12/1986 Reichenstein ..... D14/248
- D. 299,342 1/1989 Rüchin ..... D14/151
- D. 302,690 8/1989 Krohn et al. .... D14/151
- D. 304,831 11/1989 Ng ..... D14/140

- D. 307,429 4/1990 Pfeiffer et al. .... D14/248
- 4,736,411 4/1988 Chan ..... 379/434

OTHER PUBLICATIONS

Museum of Modern Art, New York City; Christman Catalog 1987, Eric Chan Phone, ©1987; at p. 38; Becker Phone; Item #3079 bottom left.

Primary Examiner—Horace B. Fay, Jr.  
Attorney, Agent, or Firm—Larson & Taylor

[57] CLAIM

The ornamental design for a telephone set, as shown.

DESCRIPTION

FIG. 1 is a front elevational view of the handset of a telephone set showing our new design;  
 FIGS. 2 and 3 are respectively top and bottom plan views of the handset thereof;  
 FIG. 4 is a rear elevational view thereof;  
 FIG. 5 is a side elevational view thereof; the side opposite being a mirror image thereof;  
 FIG. 6 is a front elevational view of the stand of the telephone set;  
 FIGS. 7 and 8 are respectively top and bottom plan view thereof;  
 FIG. 9 is a side elevational view of the stand and handset in cradled position, the side opposite being a mirror image thereof; and  
 FIG. 10 is a side and front perspective view of the stand and handset of the telephone set in cradled position.

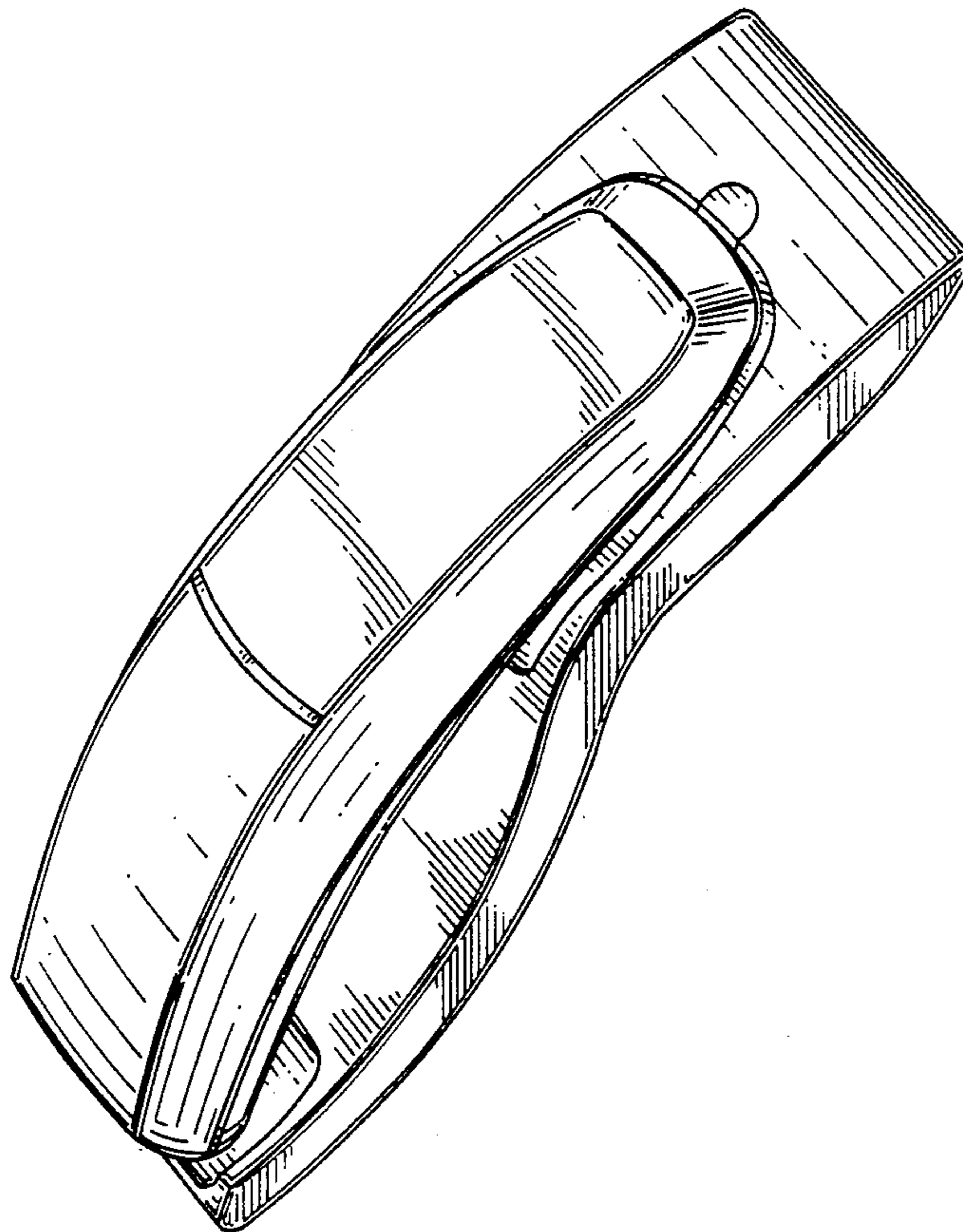


FIG. 2




FIG. 4




FIG. 1

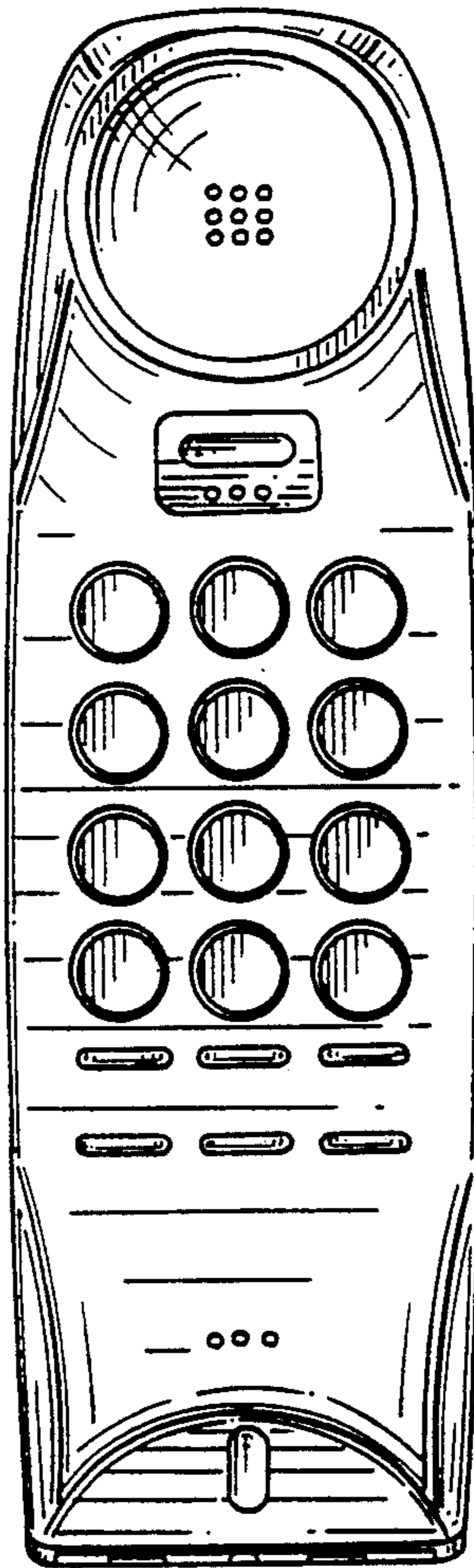


FIG. 5

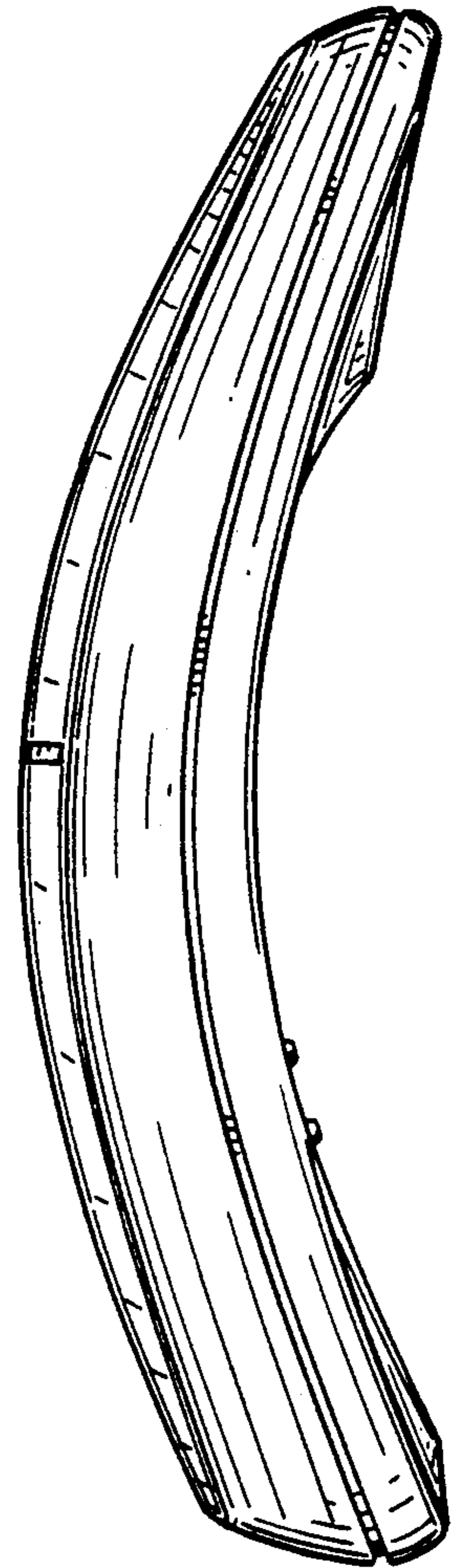



FIG. 3






FIG. 7

FIG. 6

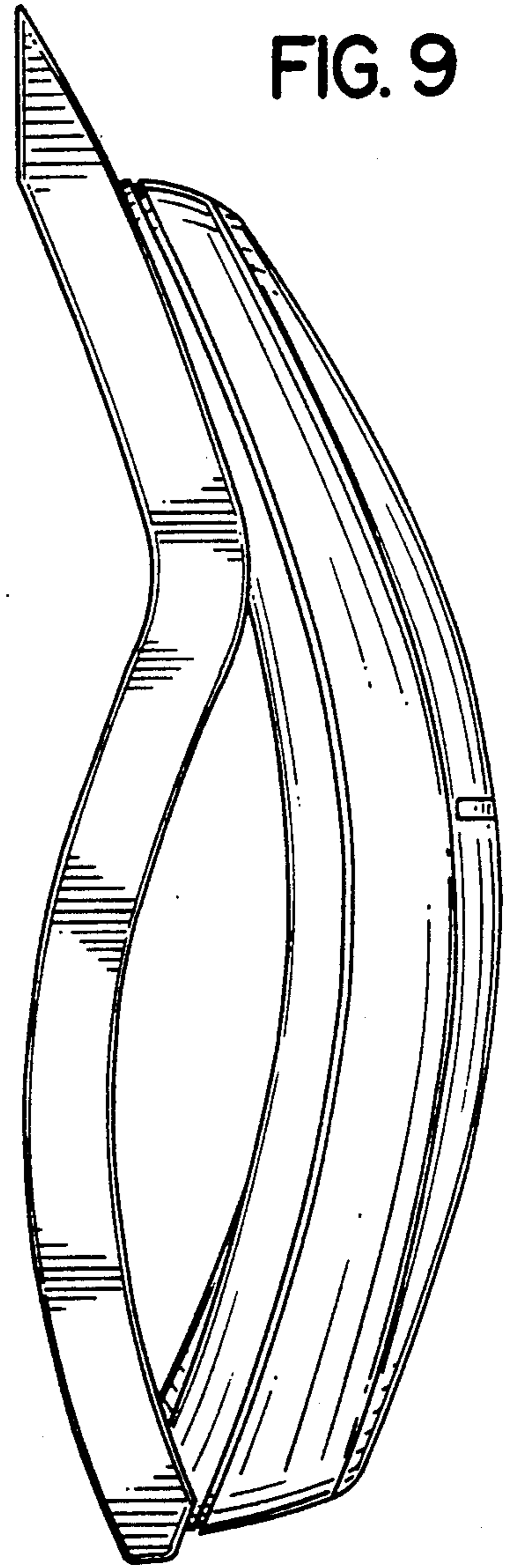
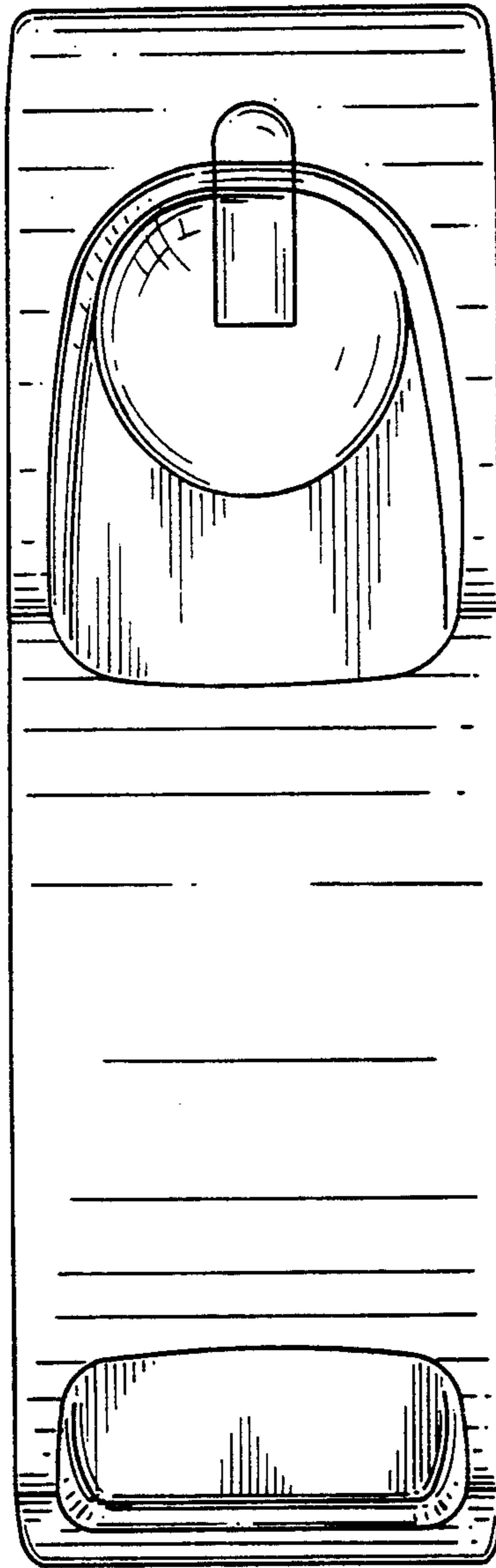


FIG. 9




FIG. 8

FIG. 10

