



US00D324663S

United States Patent [19]

[11] Patent Number: **Des. 324,663**

Ebata

[45] Date of Patent: **** Mar. 17, 1992**

- [54] PULL TAB FOR SLIDE FASTENER
- [75] Inventor: **Hirokazu Ebata, Uozu, Japan**
- [73] Assignee: **Yoshida Kogyo K.K., Tokyo, Japan**
- [**] Term: **14 Years**
- [21] Appl. No.: **545,969**
- [22] Filed: **Jun. 29, 1990**
- [52] U.S. Cl. **D11/221; D11/200**
- [58] Field of Search **D11/200, 201, 221, 212, D11/213, 40-47, 79-80, 85-86, 1-4; 24/381-385, 415-417, 427-431; D20/22**

Primary Examiner—A. Hugo Word
Assistant Examiner—R. Seifert
Attorney, Agent, or Firm—Hill, Van Santen, Steadman & Simpson

[57] CLAIM

The ornamental design for a pull tab for slide fastener, as shown and described.

DESCRIPTION

FIG. 1 is a front elevational view of a pull tab for slide fastener showing my new design;
 FIG. 2 is a rear elevational view;
 FIG. 3 is a right side elevational view;
 FIG. 4 is a top plan view;
 FIG. 5 is a bottom plan view;
 FIG. 6 is a sectional view taken along the lines 6—6 of FIG. 1;
 FIG. 7 is a sectional view taken along line 7—7 of FIG. 3; and
 FIG. 8 is a perspective view.

[56] References Cited

U.S. PATENT DOCUMENTS

D. 305,106	12/1989	Aoki	D11/221
D. 313,953	1/1991	Minami	D11/221
D. 314,360	2/1991	Minami	D11/221
4,976,015	12/1980	Ishii	24/431
4,984,338	1/1991	Akashi	24/431

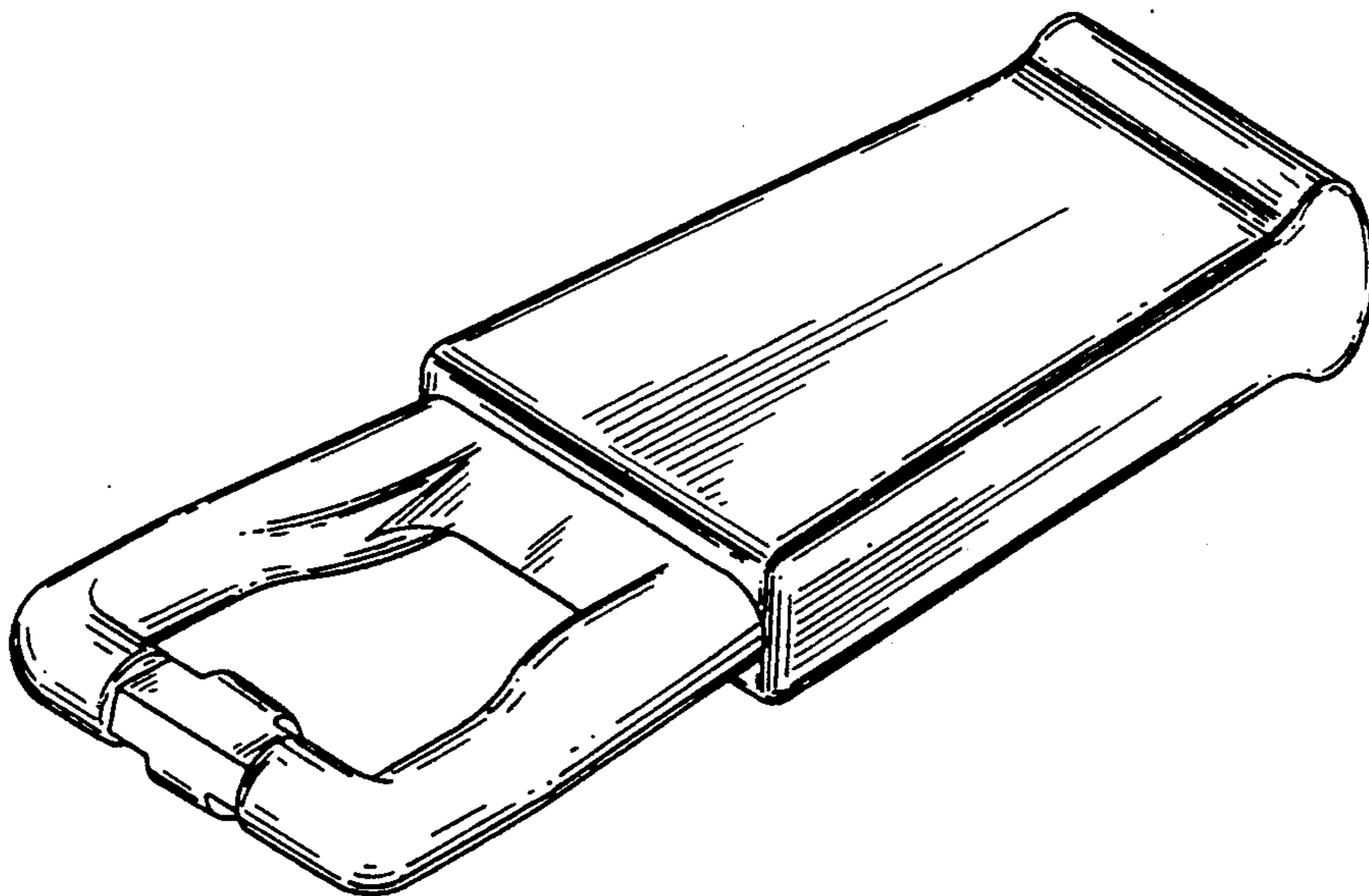
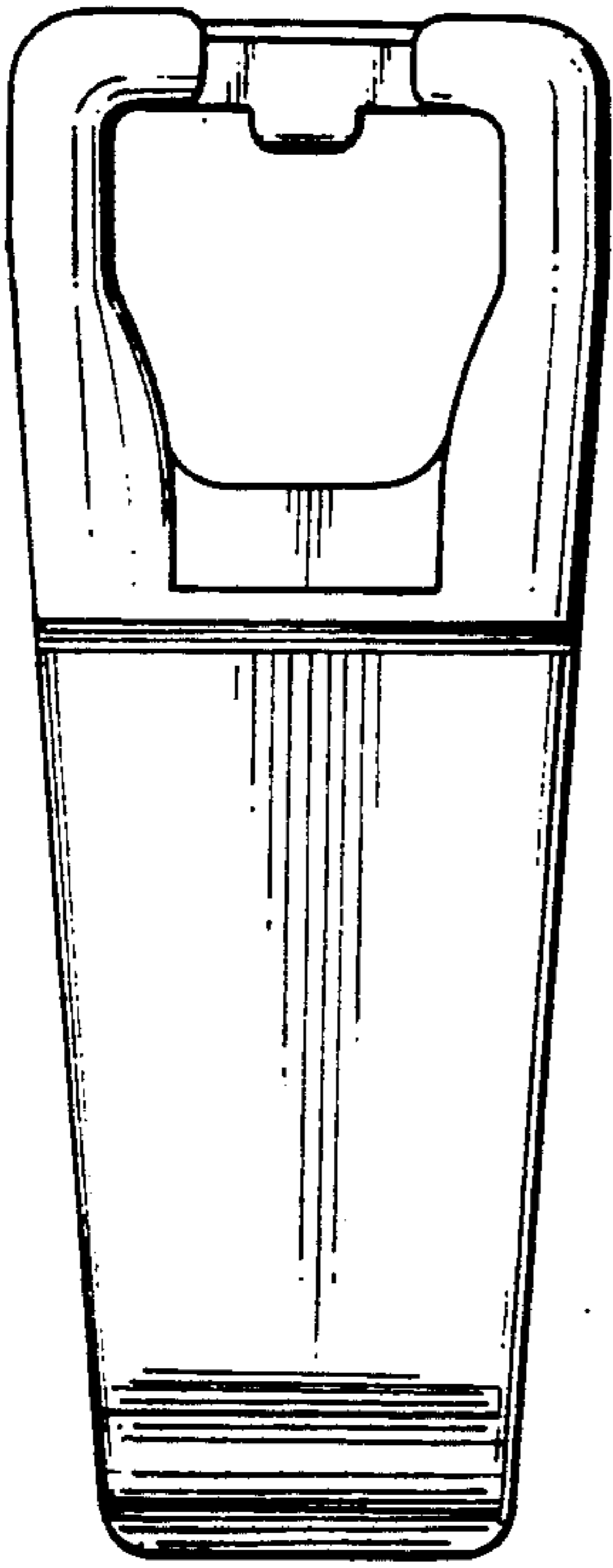


FIG. 1

6 ↘



6 ↘

FIG. 2

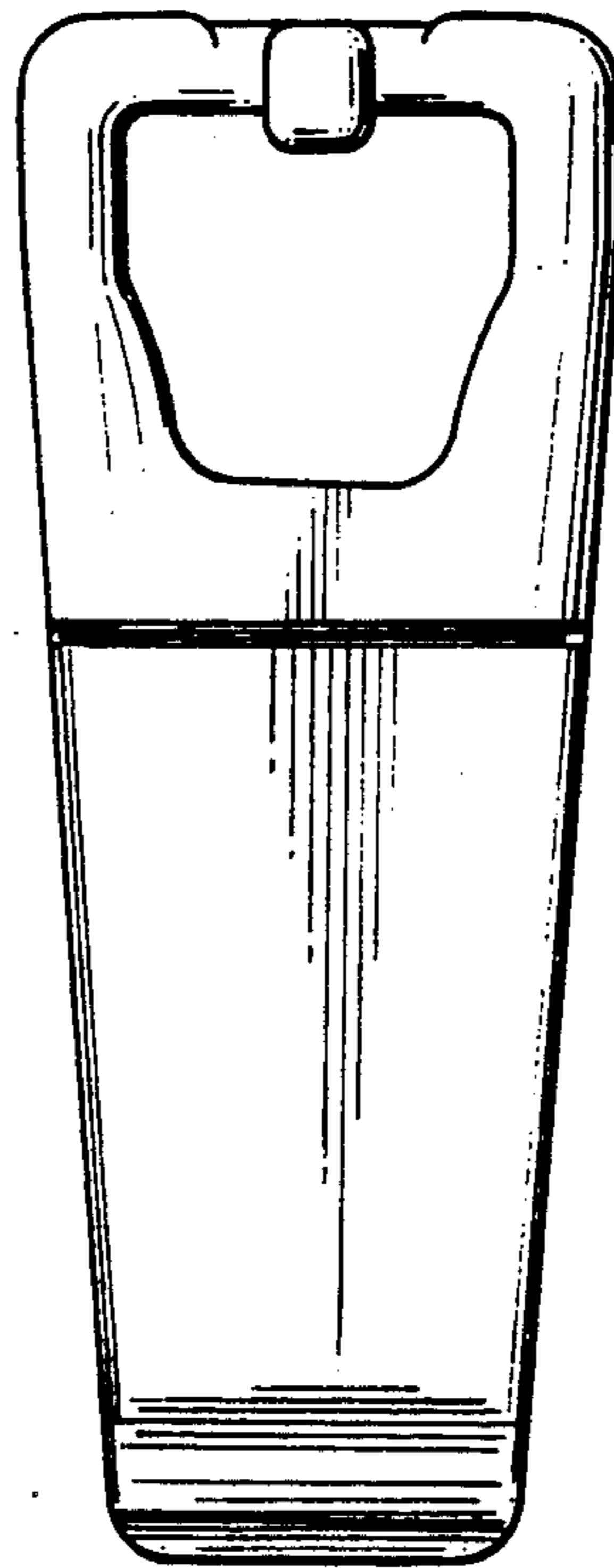



FIG. 3

7 ↘



7 ↘

FIG. 4



FIG. 5




FIG. 6

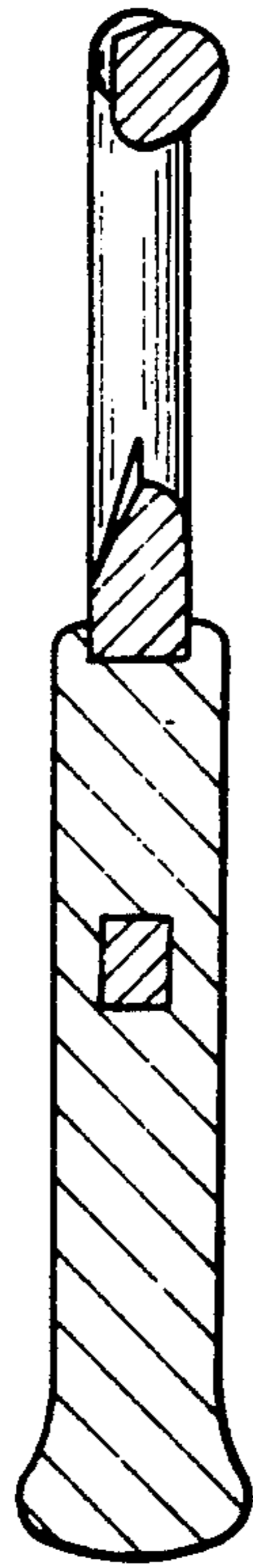


FIG. 7




FIG. 8

