



US00D324660S

United States Patent [19]

Yuuki

[11] Patent Number: **Des. 324,660**

[45] Date of Patent: **** Mar. 17, 1992**

[54] PULL TAB FOR SLIDE FASTENER

[75] Inventor: **Kenji Yuuki, Toyama, Japan**

[73] Assignee: **Yoshida Kogyo K.K., Tokyo, Japan**

[**] Term: **14 Years**

[21] Appl. No.: **357,860**

[22] Filed: **May 30, 1989**

[52] U.S. Cl. **D11/221; D11/200**

[58] Field of Search **D11/200, 201, 221, 212, D11/13, 40-47, 79-80, 85-86, 1-4; 24/381-385, 415-417, 427-431; D20/2; 40/301**

[56] References Cited

U.S. PATENT DOCUMENTS

D. 155,535	10/1949	Oldak	D11/89
2,160,160	5/1939	Marinsky et al.	D11/221
2,280,999	4/1942	Carlile	24/429
4,570,309	2/1986	Ishii	24/429

FOREIGN PATENT DOCUMENTS

1188166	9/1959	France	24/382
282714	8/1952	Switzerland	24/416

Primary Examiner—A. Hugo Word
Assistant Examiner—R. Seifert
Attorney, Agent, or Firm—Hill, Van Santen, Steadman & Simpson

[57] CLAIM

The ornamental design for a pull tab for slide fastener, as shown and described.

DESCRIPTION

FIG. 1 is a front elevational view of a pull tab for slide fastener showing my new design;
 FIG. 2 is a top plan view;
 FIG. 3 is a bottom plan view;
 FIG. 4 is a right side elevational view; and
 FIG. 5 is a sectional view taken along the line 5—5 of FIG. 1.




FIG. 1




FIG. 4




FIG. 5



FIG. 2



FIG. 3

