



US00D324654S

United States Patent [19]

[11] Patent Number: **Des. 324,654**

Mandelli

[45] Date of Patent: **** Mar. 17, 1992**

[54] WRIST WATCH

[76] Inventor: **Maria Mandelli**, Via Manin, 21/A,
20121 Milan, Italy

[**] Term: **14 Years**

[21] Appl. No.: **433,352**

[22] Filed: **Nov. 8, 1989**

[30] Foreign Application Priority Data

Jun. 5, 1989 [IB] Int'l Pat. Institute **DM/013724**

[52] U.S. Cl. **D10/34; D10/7**

[58] Field of Search **D10/1-40,**
D10/122-132; 368/228, 232, 238, 276-277,
280-282, 285

[56] References Cited

U.S. PATENT DOCUMENTS

D. 23,268	5/1894	Durand	D10/34
D. 90,919	10/1933	Lux	D10/7
D. 143,434	1/1946	Lerner	D10/7
D. 220,965	6/1971	Jordan	D10/7 X
D. 238,559	1/1976	Nozdrea	D10/34
D. 313,939	1/1991	Benoit-Pequignet	D10/32

OTHER PUBLICATIONS

Hong Kong Enterprise—9/85, p. 215—Watches at center.

Hong Kong Enterprise—7/88, p. 175, Watches at top.

Primary Examiner—Nelson C. Holtje

Attorney, Agent, or Firm—Bucknam and Archer

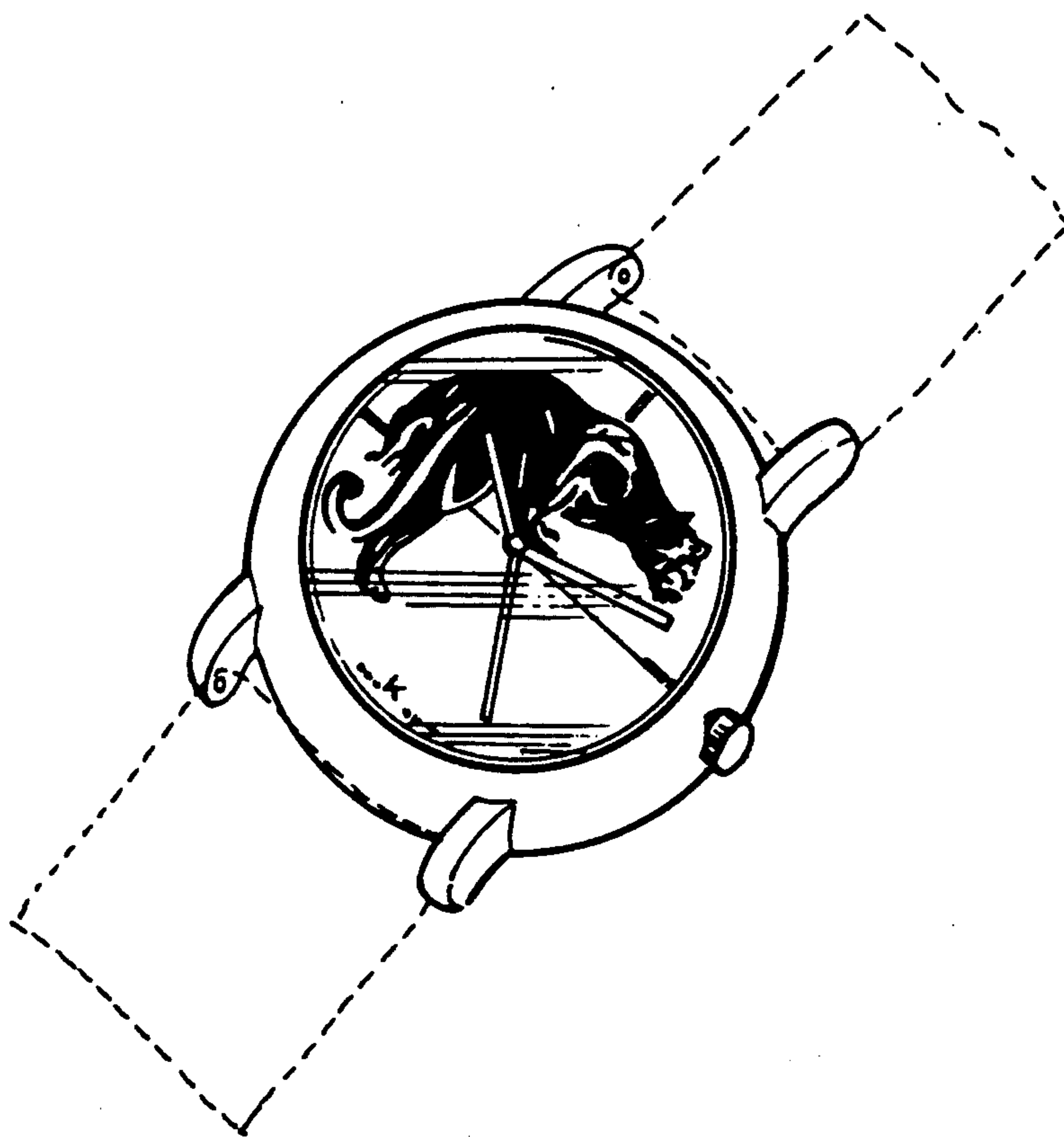
[57] CLAIM

The ornamental design for wrist watch, as shown and described.

DESCRIPTION

FIG. 1 is a top and right front perspective views of a wrist watch showing my new design;
FIG. 2 is a front elevational view thereof;
FIG. 3 is a rear elevational view thereof;
FIG. 4 is a right side elevational view thereof;
FIG. 5 is a left side elevational view thereof;
FIG. 6 is a top plan view thereof; and
FIG. 7 is a bottom plan view thereof.

The broken line showings of strips in FIGS. 1-5 are for environmental purposes only and form no part of the claimed design.



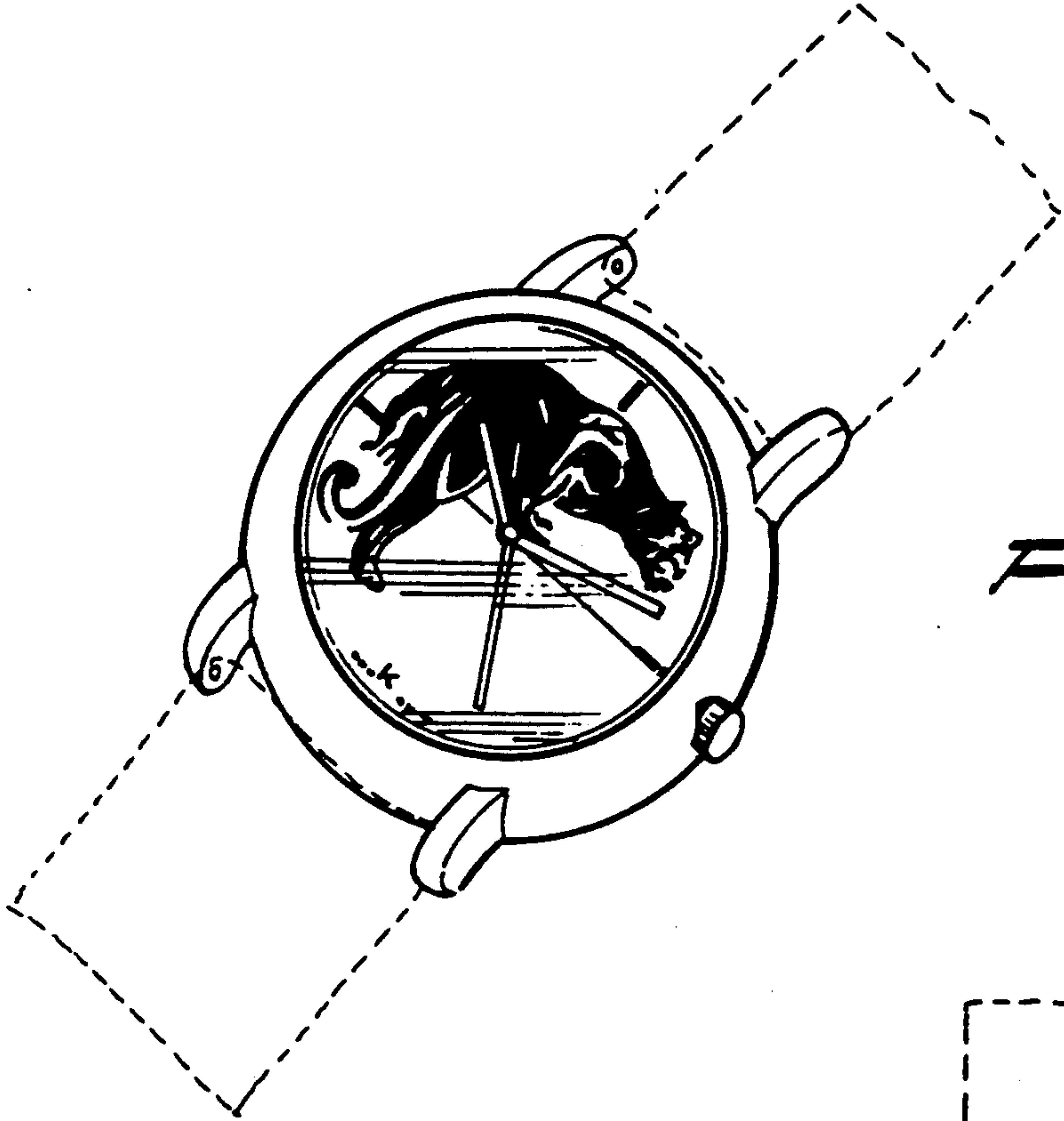


Fig. 1



Fig. 2

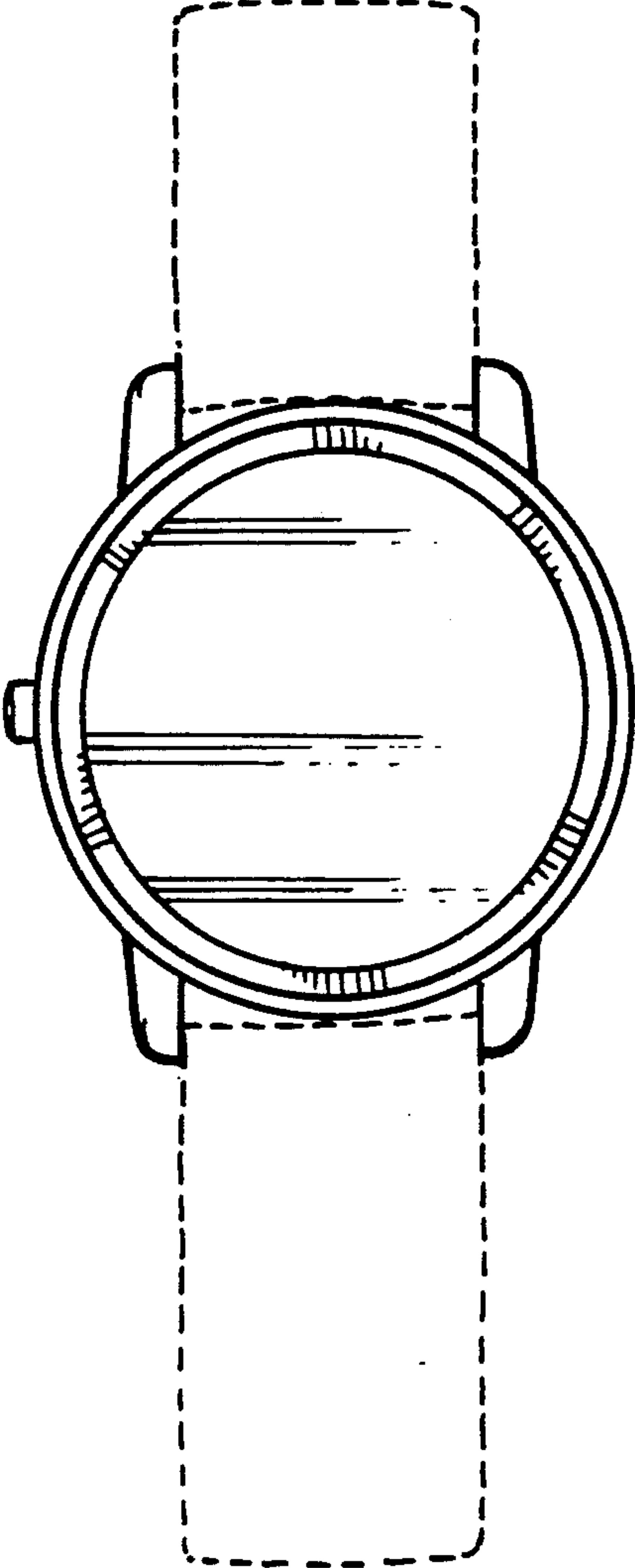


FIG. 3



FIG. 4



FIG. 5




FIG. 6



FIG. 7