



US00D324642S

United States Patent [19]

[11] Patent Number: **Des. 324,642**

Best et al.

[45] Date of Patent: **** Mar. 17, 1992**

- [54] **PORTION OF A KEY BLADE BLANK**
- [75] Inventors: **Walter E. Best; Timothy R. Bjornson,**
both of Indianapolis; **James W. Borgmann,**
Carmel; **Gary R. Jacobs,**
Indianapolis, all of Ind.
- [73] Assignee: **Best Lock Corporation,** Indianapolis,
Ind.
- [**] Term: **14 Years**
- [21] Appl. No.: **677,750**
- [22] Filed: **Mar. 29, 1991**
- [52] U.S. Cl. **D8/347**
- [58] Field of Search **D8/347-348;**
70/393, 402, 405-407, 419-420, 347-348,
355-356, 357, DIG. 14

4,964,288 10/1990 Braun et al. 70/406

FOREIGN PATENT DOCUMENTS

258614	4/1965	Australia	70/406
220505	8/1961	Austria	70/406
88591	2/1960	Denmark	70/406
305953	3/1989	European Pat. Off.	70/406
1355188	6/1974	United Kingdom	70/406

OTHER PUBLICATIONS

Ilco Unican Corp. Catalogue No. 60R (1984), Key Blank #1178 (p. 2).
 Ilco Unican Corp. Catalogue No. 60R (1984), Key Blank #D1054KA (p. 8).
 Ilco Unican Corp. Catalogue No. 60R (1984), Key Blank #1054HT (p. 13).

Primary Examiner—Brian N. Vinson
Attorney, Agent, or Firm—Barnes & Thornburg

[56] **References Cited**
U.S. PATENT DOCUMENTS

D. 95,077	4/1935	Schlage	D8/347
D. 278,880	5/1985	Widen	D8/347
1,782,464	11/1930	Falk	70/406
2,059,129	10/1936	Maxwell et al.	70/419 X
2,803,959	8/1957	Schlage	70/347 X
3,499,304	3/1970	Naujoks	70/406
3,605,463	9/1971	Epstein	70/419 X
4,608,842	9/1986	Tietz	70/419 X
4,683,740	8/1987	Errani	70/419
4,787,225	11/1988	Häuser	70/407 X

[57] **CLAIM**

The ornamental design for a portion of a key blade blank, as shown and described.

DESCRIPTION

FIG. 1 is a front elevational view of a portion of a key blade blank showing our new design;
 FIG. 2 is a reduced left side elevational view thereof;
 FIG. 3 is a reduced right side elevational view thereof;
 FIG. 4 is a reduced top plan view thereof; and
 FIG. 5 is a reduced bottom plan view thereof.







FIG. 2




FIG. 1




FIG. 3



FIG. 4



FIG. 5